

United States Patent [19]

Turner et al.

[11] Patent Number: **Des. 319,017**

[45] Date of Patent: **** Aug. 13, 1991**

[54] **CONTAINER LID**

[75] Inventors: **Donald R. Turner, Shelbyville, Ind.;**
William D. Cunningham, Rocky
Mount, N.C.

[73] Assignee: **Williams Industries, Inc.,**
Shelbyville, Ind.

[**] Term: **14 Years**

[21] Appl. No.: **297,082**

[22] Filed: **Jan. 13, 1989**

[52] U.S. Cl. **D9/438; D9/449**

[58] Field of Search **D9/438, 447, 449;**
220/90.4, 254, 264, 270, 272, 273, 276

[56] **References Cited**

U.S. PATENT DOCUMENTS

D. 208,591	9/1967	Bozek	D9/438
D. 256,887	9/1980	Swade et al.	D9/438
3,868,043	2/1975	Freemyer	220/90.4
3,938,690	2/1976	Butler	220/90.4
3,938,695	2/1976	Ruff	220/90.4
3,994,411	11/1976	Elfelt et al.	220/269 X
4,056,210	11/1976	Boyle	220/90.4

4,138,033	2/1979	Payne	220/254
4,141,462	2/1979	Rucci	220/254
4,202,459	5/1980	DeParales et al.	220/269 X
4,215,793	8/1980	Packard	220/270
4,925,051	5/1990	Herbst	D9/447 X

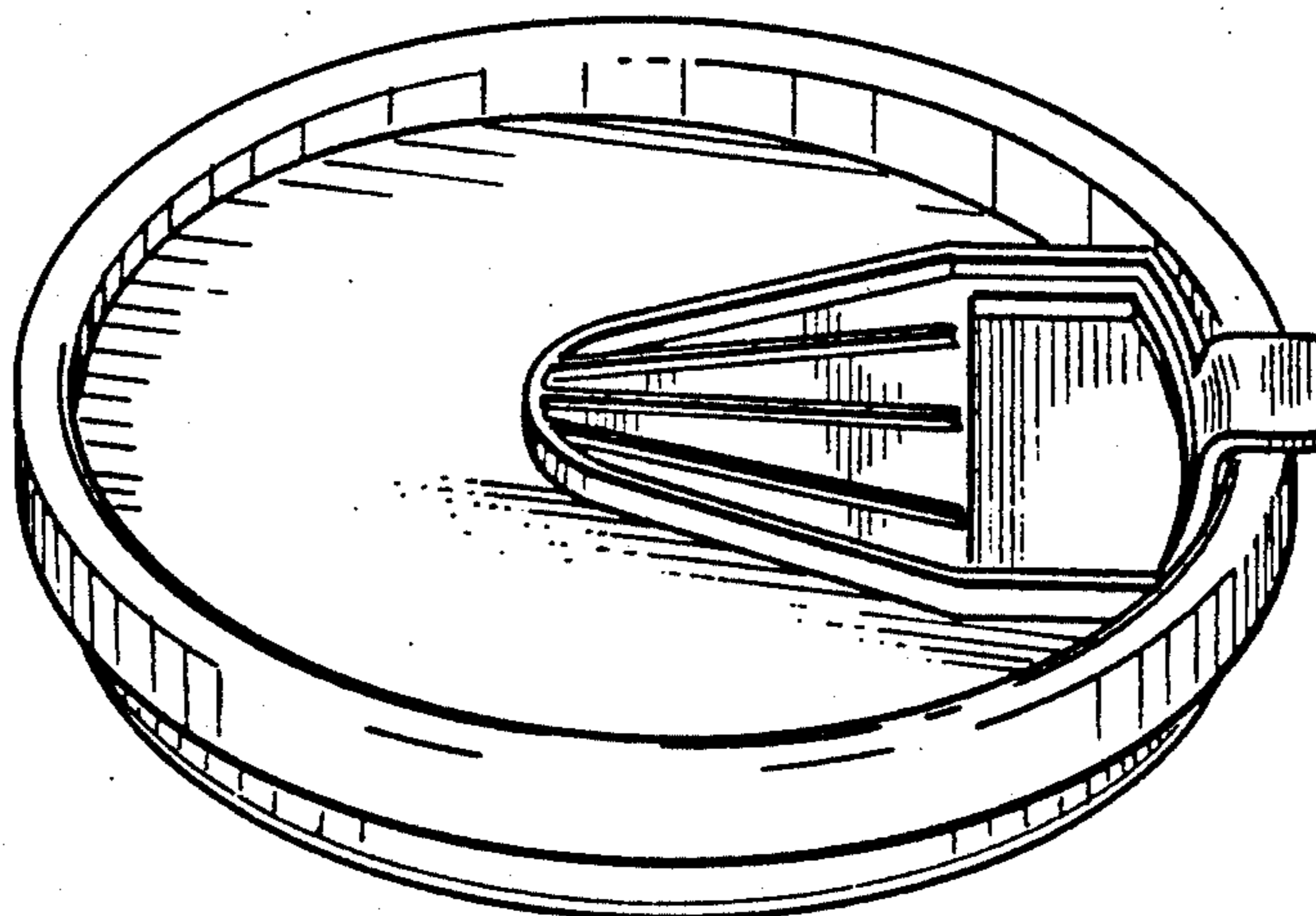
Primary Examiner—B. J. Bullock
Assistant Examiner—Dominic Simone
Attorney, Agent, or Firm—Barnes & Thornburg

[57] **CLAIM**

The ornamental design for a container lid, as shown and described.

DESCRIPTION

FIG. 1 is a perspective view of a container lid showing our new design;
FIG. 2 is a front elevational view thereof;
FIG. 3 is a rear elevational view thereof;
FIG. 4 is a left side elevational view thereof, the right side being a mirror image;
FIG. 5 is a top plan view thereof;
FIG. 6 is a bottom plan view thereof;
FIG. 7 is a cross-sectional view thereof, taken in the direction of the arrows along line 7—7 of FIG. 5, the container shown in broken lines for clarity of illustration.



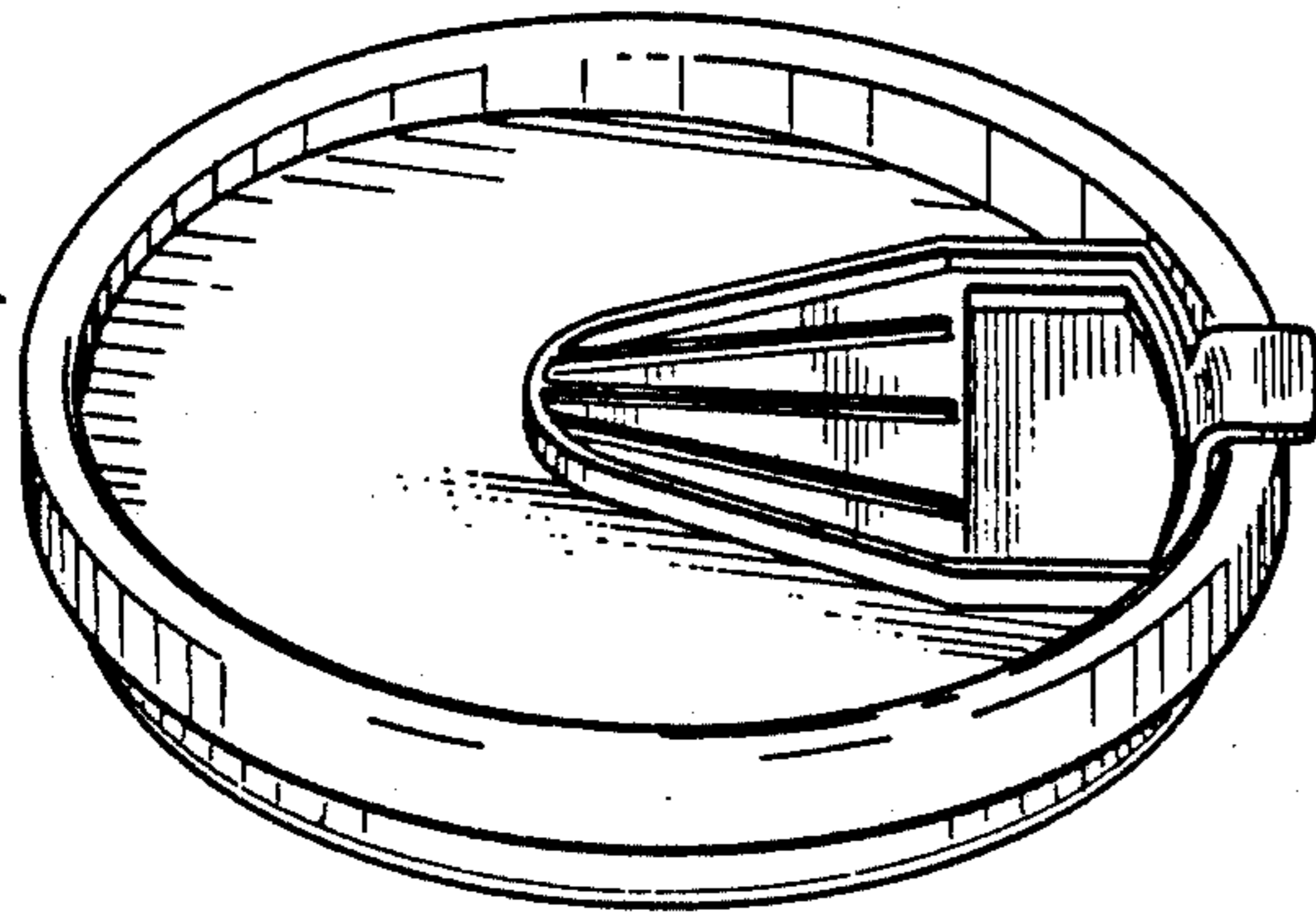


FIG. 1




FIG. 2




FIG. 3




FIG. 4

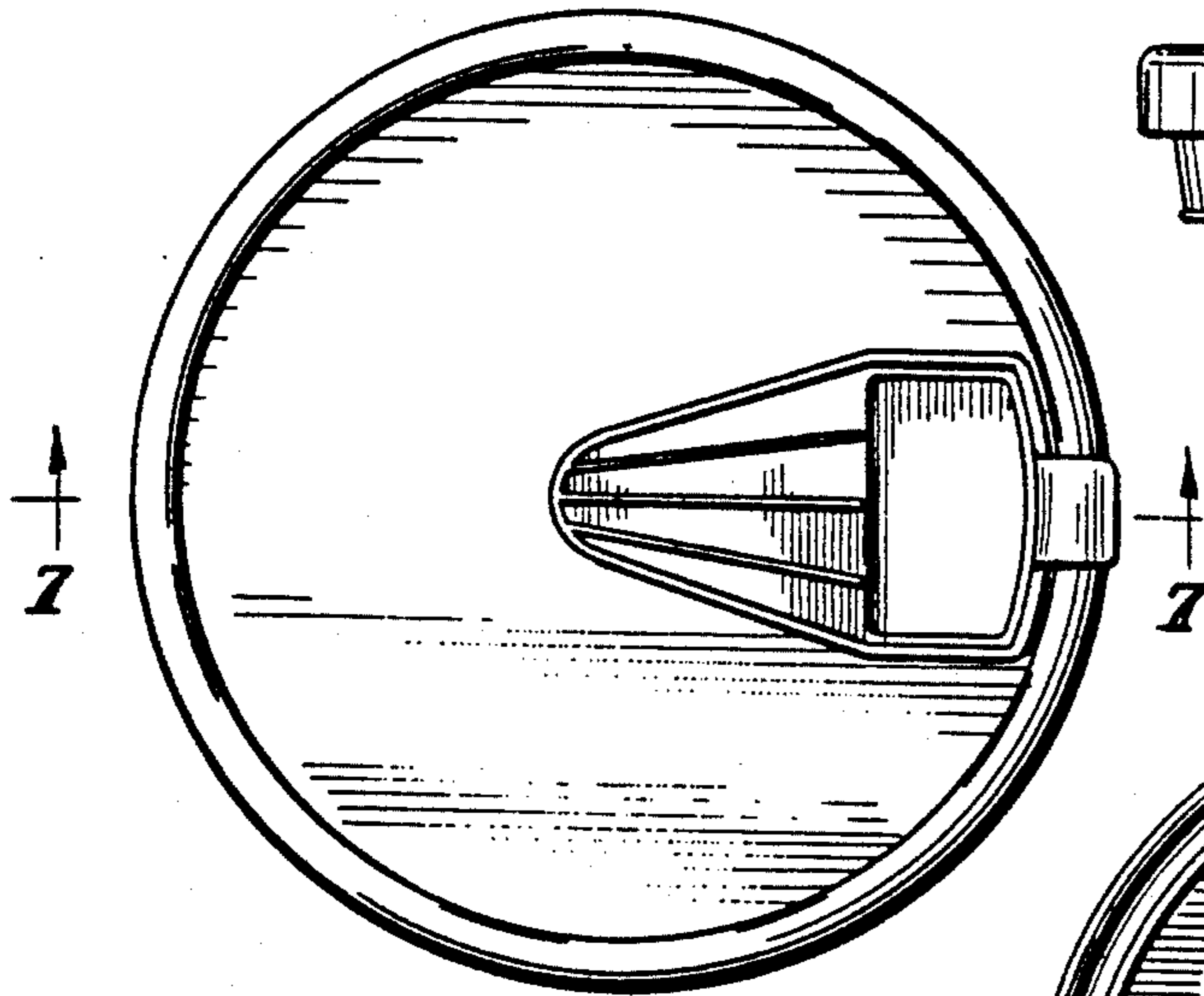


FIG. 5

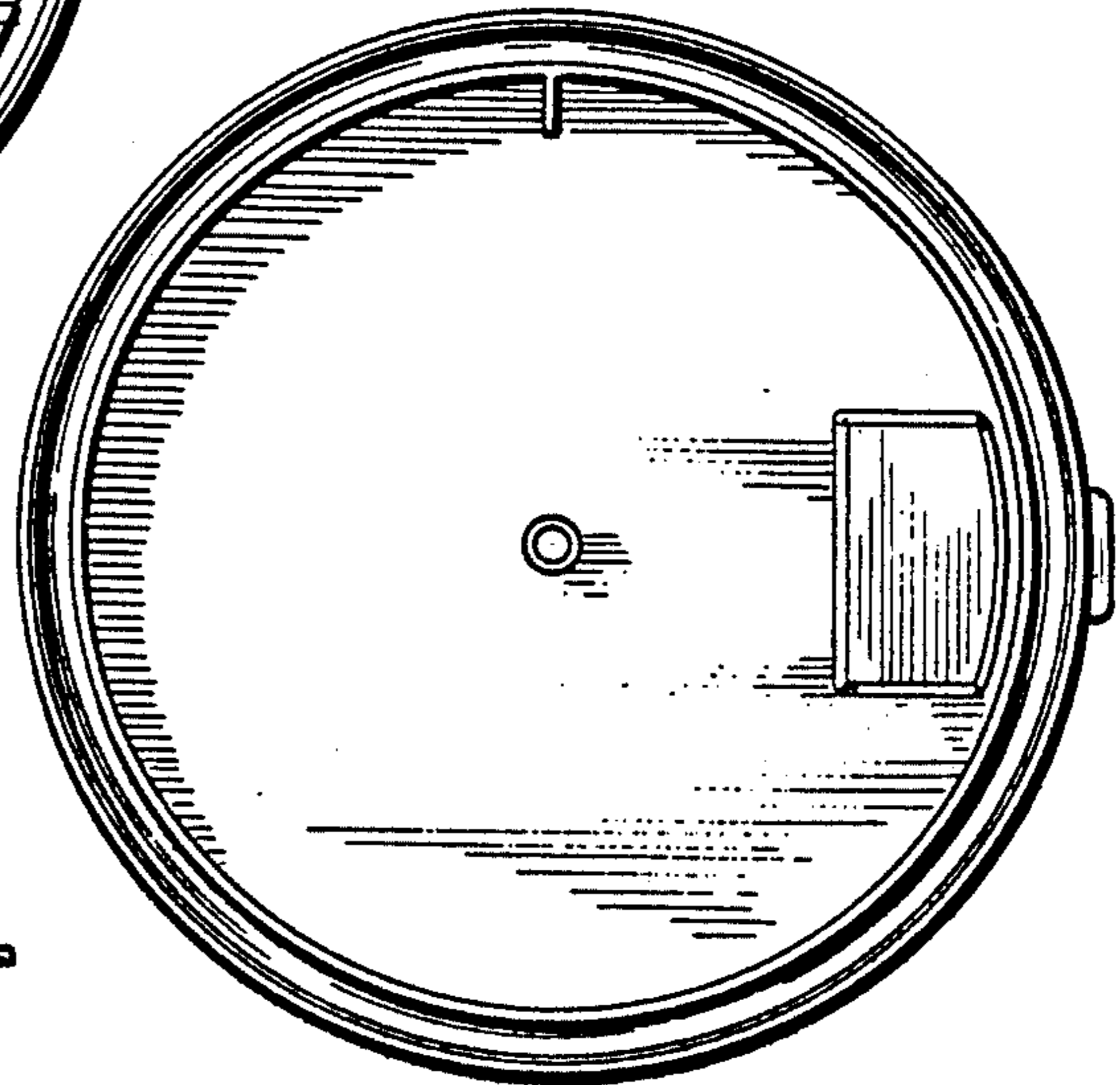


FIG. 6

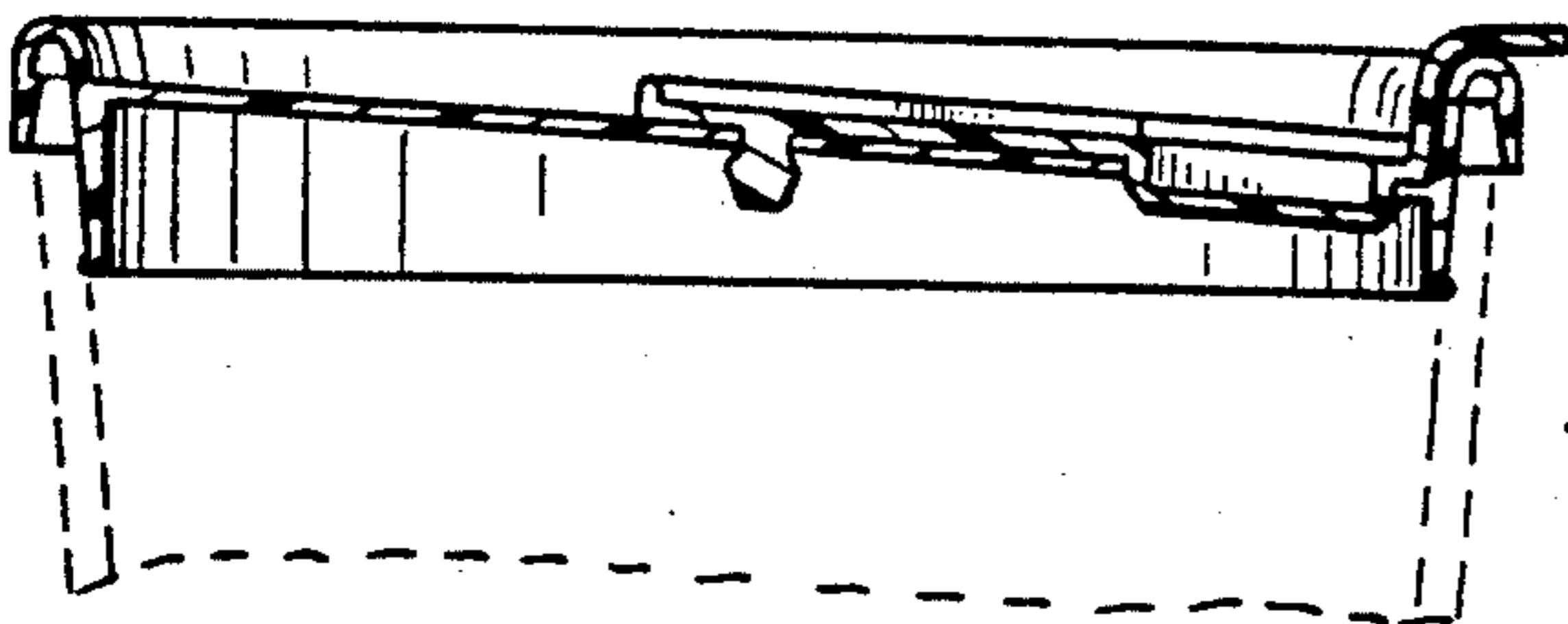


FIG. 7