

[54] SOCKET TOOL WRENCH OR SIMILAR ARTICLE

[76] Inventor: Monte J. Baker, Box 241, Eagleville, Mo. 64442

[\*\*] Term: 14 Years

[21] Appl. No.: 240,222

[22] Filed: Sep. 2, 1988

[52] U.S. Cl. .... D8/29; 81/63.1; 81/124.6

[58] Field of Search ..... D8/29; 81/63.1, 124.6

[56] References Cited

U.S. PATENT DOCUMENTS

D. 83,321	2/1931	Friedman	.....	D8/29
D. 142,054	8/1945	Young	.....	D8/29
D. 217,896	6/1970	Sexauer	.....	D8/29
751,055	2/1904	Contal	.....	81/124.6 X
1,323,056	11/1919	Hofman	.....	81/177
3,222,959	12/1965	Clark	.....	81/124.6

4,502,365 3/1985 Hacker ..... 81/124.6

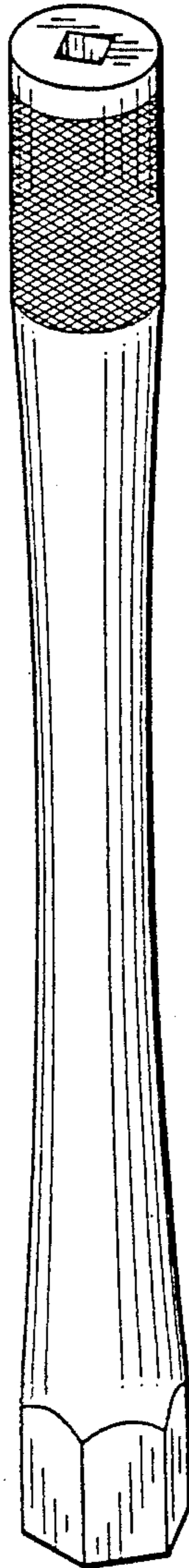
Primary Examiner—Bruce W. Dunkins  
Assistant Examiner—Monica Hannon  
Attorney, Agent, or Firm—Jerry T. Kearns

[57] CLAIM

The ornamental design for a socket tool wrench or similar article, as shown and described.

DESCRIPTION

FIG. 1 is a front elevational view of an socket tool wrench or similar article showing my new design; FIG. 2 is a rear elevational view thereof; FIG. 3 is a left side elevational view thereof; FIG. 4 is a right side elevational view thereof; FIG. 5 is a top plan view thereof; FIG. 6 is a bottom plan view thereof; FIG. 7 is a top perspective view thereof, on an enlarged scale; and FIG. 8 is a bottom perspective view thereof, on an enlarged scale.



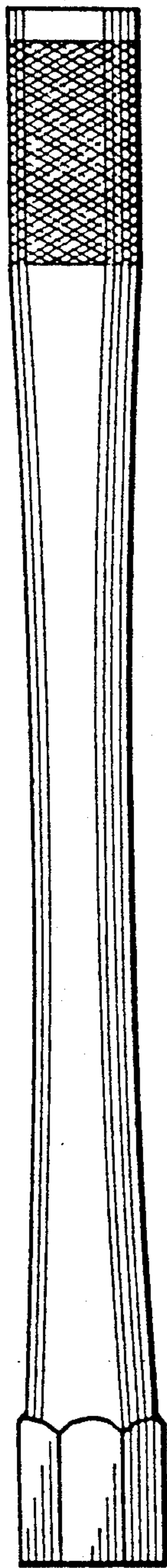


Fig. 1

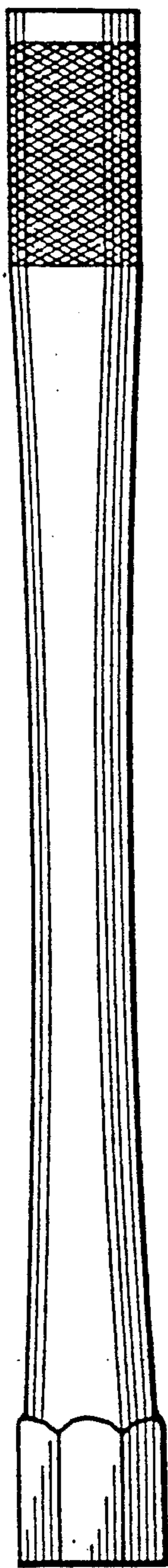


Fig. 2




Fig. 3




Fig. 4

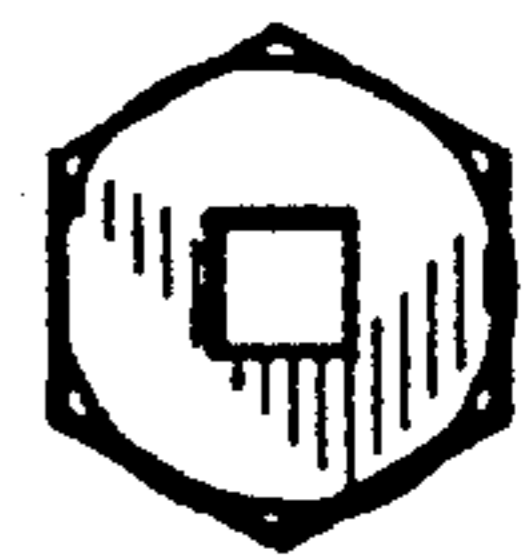


Fig. 5



Fig. 6

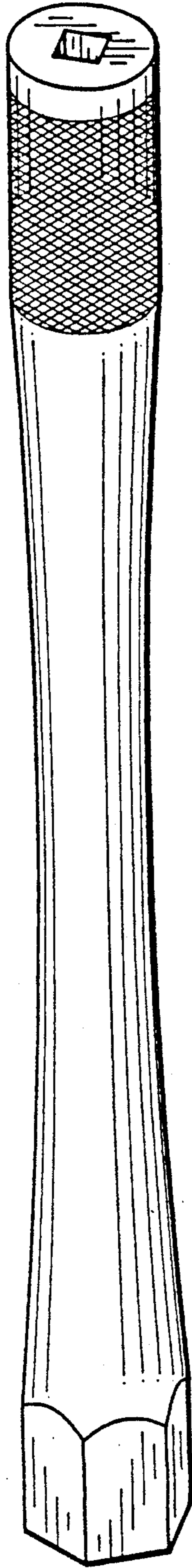


Fig. 7

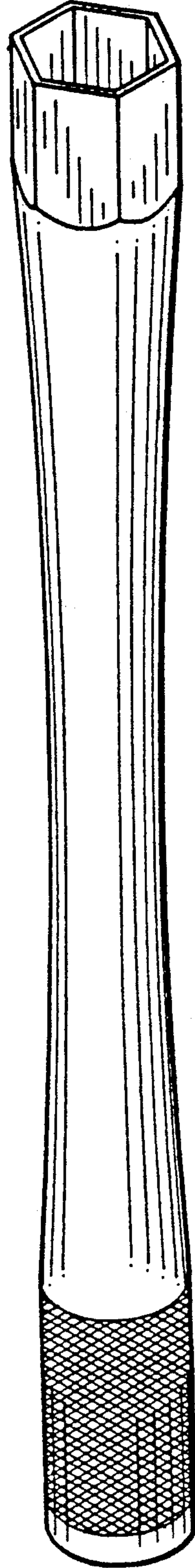


Fig. 8