

# United States Patent [19]

Israelson

[11] Patent Number: Des. 318,996

[45] Date of Patent: \*\* Aug. 13, 1991

[54] TOOL FOR USE IN REMOVING A SPARK  
PLUG WIRE BOOT

[76] Inventor: J. Everett Israelson, 18526 Oakmoor  
St., Canyon Country, Calif. 91351

[\*\*] Term: 14 Years

[21] Appl. No.: 261,484

[22] Filed: Oct. 24, 1988

[52] U.S. Cl. .... D8/14

[58] Field of Search ..... D8/14, 19, 1, 29;  
294/19.1; 51/214

[56] **References Cited**

**U.S. PATENT DOCUMENTS**

D. 219,951	2/1971	Reed	.....	D8/14
D. 257,211	10/1980	Löof et al.	.....	D8/14
D. 264,044	4/1982	Lazazzera	.....	D8/14 X
D. 282,344	1/1986	Wilcox	.....	D8/14
D. 287,811	1/1987	Walla	.....	D8/14 X
D. 289,005	3/1987	Babb	.....	D8/14 X

3,340,592	9/1967	Carpenter	.....	D8/14
3,882,753	5/1975	Svensen	.....	D8/29 X
4,733,812	3/1988	Lewis et al.	.....	D8/14 X

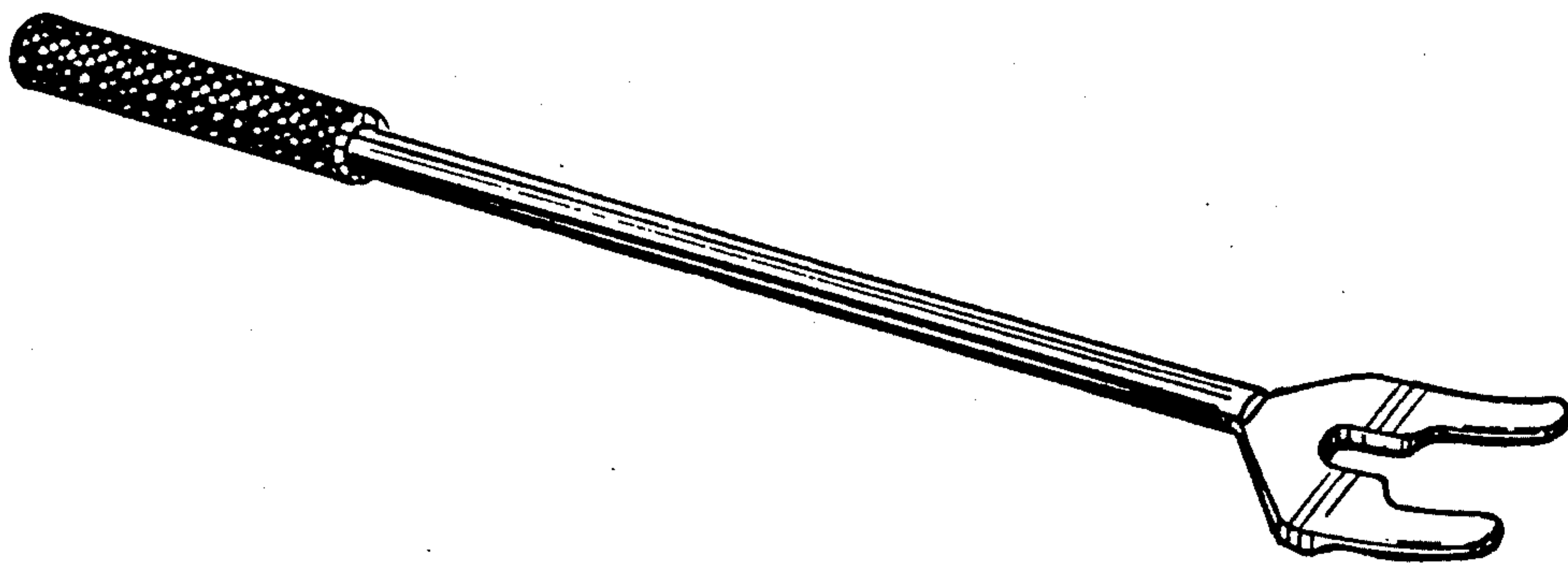
*Primary Examiner*—Bruce W. Dunkins  
*Assistant Examiner*—Monica Hannon  
*Attorney, Agent, or Firm*—G. Donald Weber, Jr.

[57] **CLAIM**

The design for a tool for use in removing a spark plug wire boot, as shown and described.

**DESCRIPTION**

FIG. 1 is a perspective view of a tool for use in removing a spark plug wire boot showing my new design; FIG. 2 is a top plan view on an enlarged scale thereof; FIG. 3 is a side elevational view on an enlarged scale, the side opposite being a mirror image thereof; FIG. 4 is a bottom plan view on an enlarged scale; FIG. 5 is a right end elevational view on an enlarged scale; and FIG. 6 is a left end elevational view thereof on an enlarged scale.



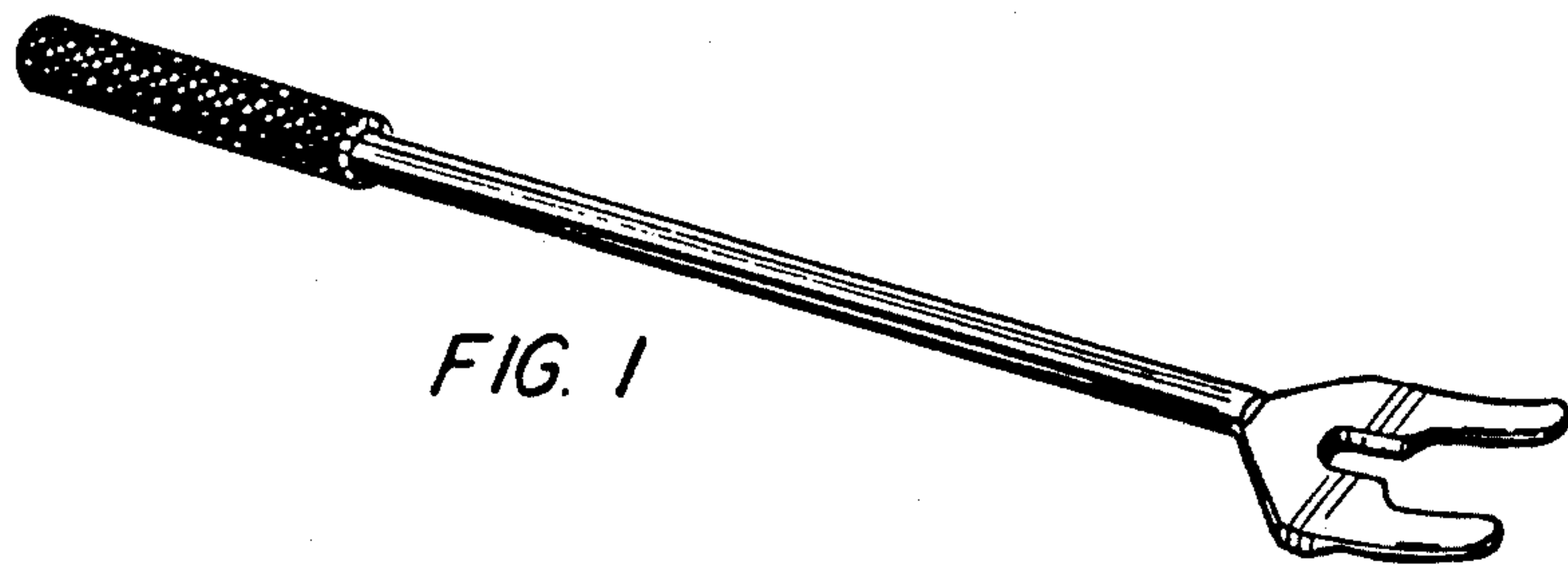


FIG. 1



FIG. 6




FIG. 2




FIG. 3

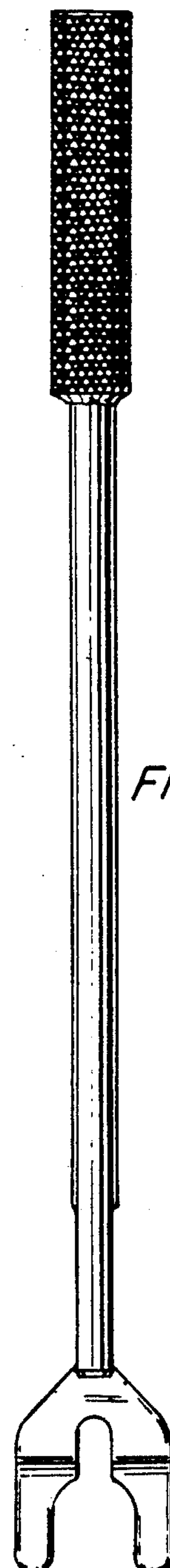


FIG. 4



FIG. 5