

[54] PRINTING PRESS ALIGNMENT TOOL OR SIMILAR ARTICLE

2,564,812 8/1951 McGuire ..... 7/100  
3,286,988 11/1966 DuFaur ..... 254/131  
3,290,769 12/1966 Kashergen ..... 254/131 X

[76] Inventor: Joel Marcus, 68-61 Yellowstone Blvd., Forest Hills, N.Y. 11375

[\*\*] Term: 14 Years

[21] Appl. No.: 258,456

[22] Filed: Oct. 17, 1988

[52] U.S. Cl. .... D8/14

[58] Field of Search ..... D8/14, 45, 56, 74, 82; D3/16; 7/100, 693; 254/131; 81/29; 29/257

[56] References Cited

U.S. PATENT DOCUMENTS

- D. 129,149 8/1941 Jones ..... D8/14
- D. 139,161 10/1944 Plumley ..... D8/14
- D. 186,935 12/1959 Littlefield ..... D8/14
- D. 204,125 3/1966 Enrietto ..... D8/82 X
- D. 214,228 5/1969 Ruggieri ..... D7/693
- D. 265,377 7/1982 Koskinen ..... D8/14
- 1,627,886 5/1927 Cooley ..... 7/100
- 1,654,449 12/1927 Benzing ..... D8/45

OTHER PUBLICATIONS

Goldblatt 1982, p. 55, Thin Coat Corner Tool, top left of page.

Goldblatt 1982, p. 69, Corner Sander.

Primary Examiner—Bruce W. Dunkins

Assistant Examiner—Monica Hannon

Attorney, Agent, or Firm—Charles E. Temko

[57] CLAIM

The ornamental design for a printing press alignment tool or similar article, as shown and described.

DESCRIPTION

FIG. 1 is a side elevational view of a printing press alignment tool or similar article showing my new design, the opposite side being a mirror image thereof; FIG. 2 is an end elevational view, the opposite end being a mirror image thereof; FIG. 3 is a top plan view thereof; and FIG. 4 is a bottom plan view thereof.

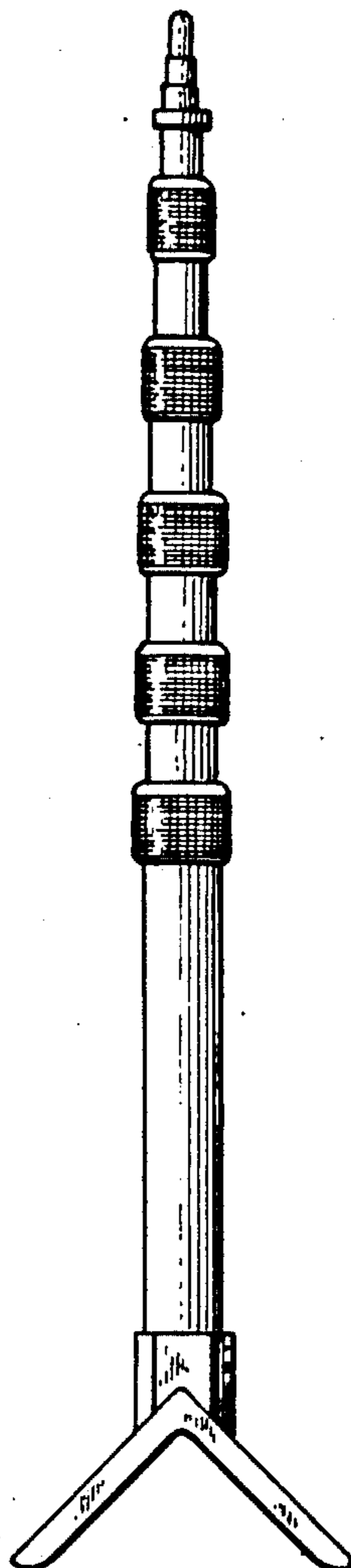


FIG. 1.

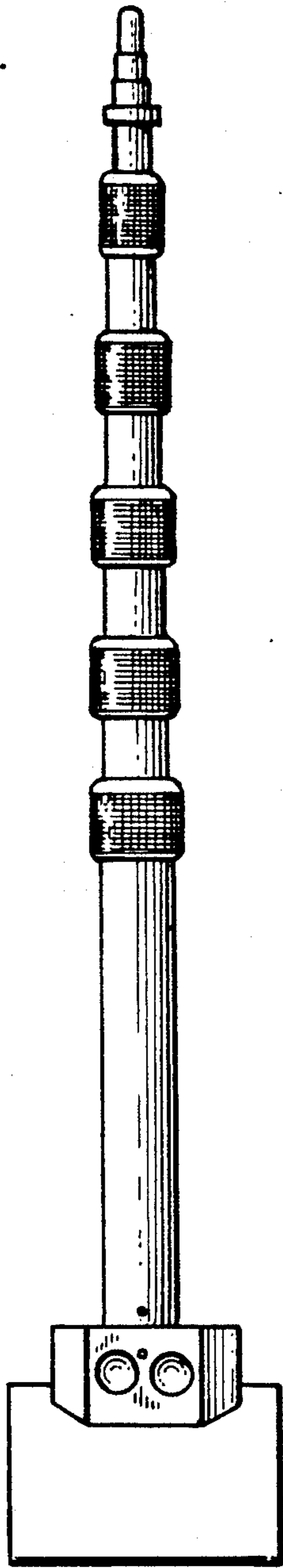


FIG. 2.

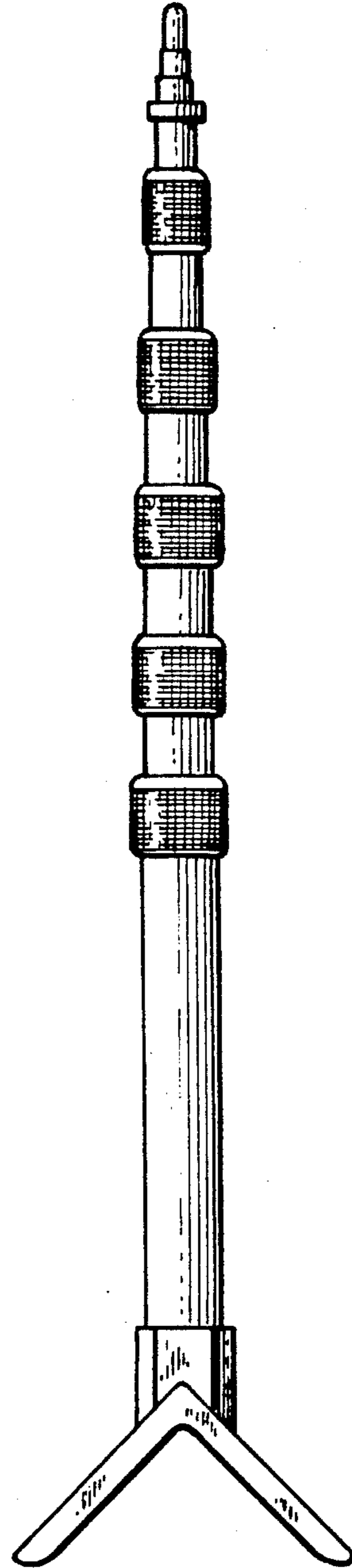


FIG. 3.

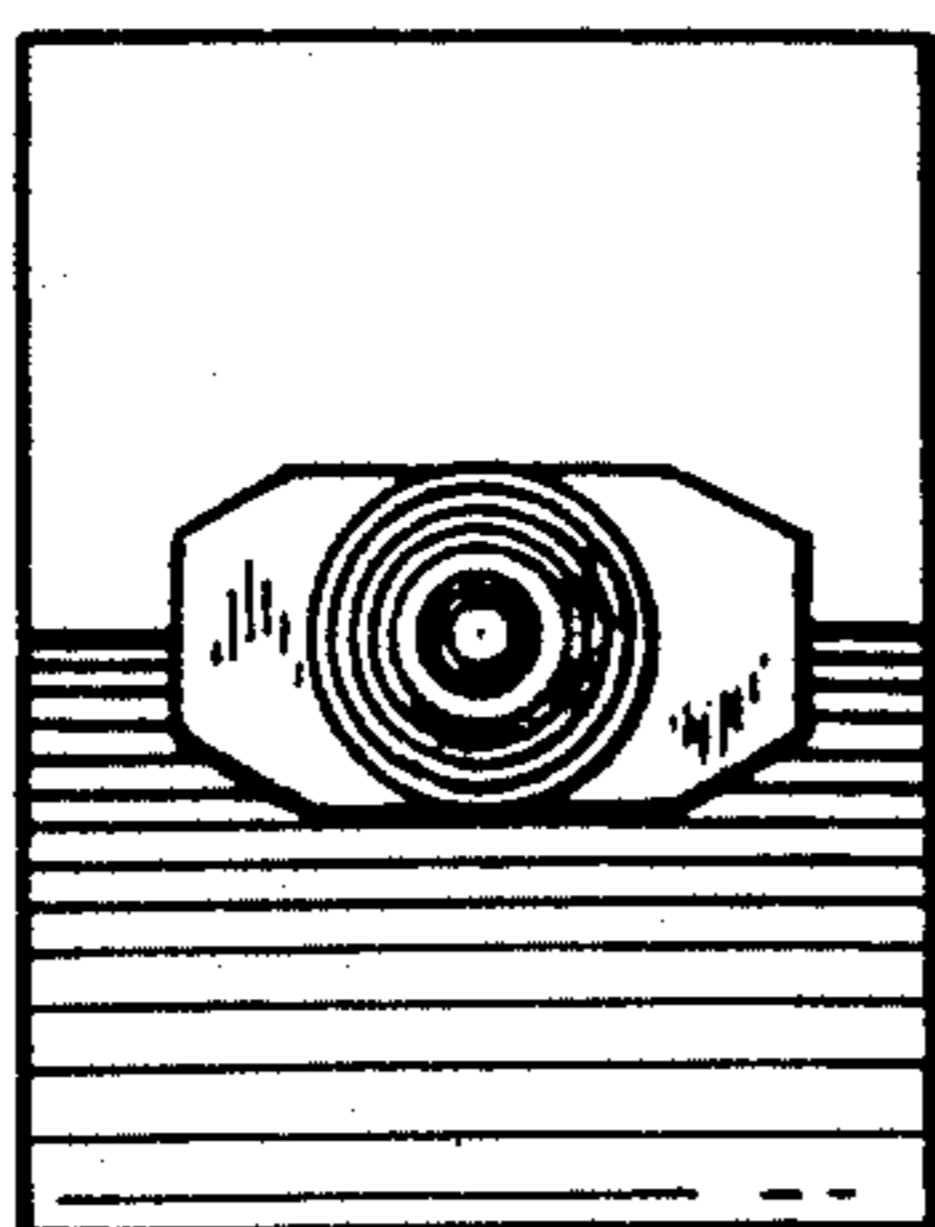


FIG. 4.

