

[54] TOWEL BAR END POST OR THE LIKE

[75] Inventor: Keith L. Poulson, Sheboygan, Wis.

[73] Assignee: Kohler Co., Kohler, Wis.

[\*\*] Term: 14 Years

[21] Appl. No.: 2,913

[22] Filed: Jan. 13, 1987

[52] U.S. Cl. .... D6/550

[58] Field of Search ..... D6/546-550;  
D8/349, 363, 380; 211/13, 87, 105.1, 105.2, 123;  
243/224.3

[56] References Cited

U.S. PATENT DOCUMENTS

D. 66,320	12/1924	Baker	.....	D6/549
D. 128,782	8/1941	Hallenscheid	.....	D6/550
D. 150,771	8/1948	Iskyan	.....	D6/546 X
D. 206,050	10/1966	Anders	.....	D6/549
D. 254,461	3/1980	Tegner	.....	D6/549
D. 255,403	6/1980	Tonini	.....	D6/549
D. 256,865	9/1980	Crowe	.....	D6/550
D. 274,025	5/1984	Dobbs, III	.....	D6/549
D. 299,099	12/1988	Greseus et al.	.....	D6/546 X

2,715,468	8/1955	Waltz	.....	D6/549
2,732,159	1/1956	Connors et al.	.....	248/224
2,956,767	10/1960	Unetic	.....	D6/549 X

OTHER PUBLICATIONS

A 1985 "Alumax" ad showing the 750 towel bar end post, together with two photos of the end post. Pages 3-55, 3-59, and 3-59a of the Kohler Co. "K-400" plumbing products catalog, admitted prior art.


Primary Examiner—Brian N. Vinson  
Attorney, Agent, or Firm—Quarles & Brady

[57] CLAIM

The ornamental design for a towel bar end post or the like, as shown and described.

DESCRIPTION

FIG. 1 is a top perspective view of a towel bar end post or the like showing my new design; FIG. 2 is a top plan view thereof, the bottom plan view being the mirror image thereof; FIG. 3 is a left side elevational view thereof; FIG. 4 is a right side elevational view thereof; FIG. 5 is a front elevational view thereof; and FIG. 6 is a rear elevational view thereof.






FIG. 1

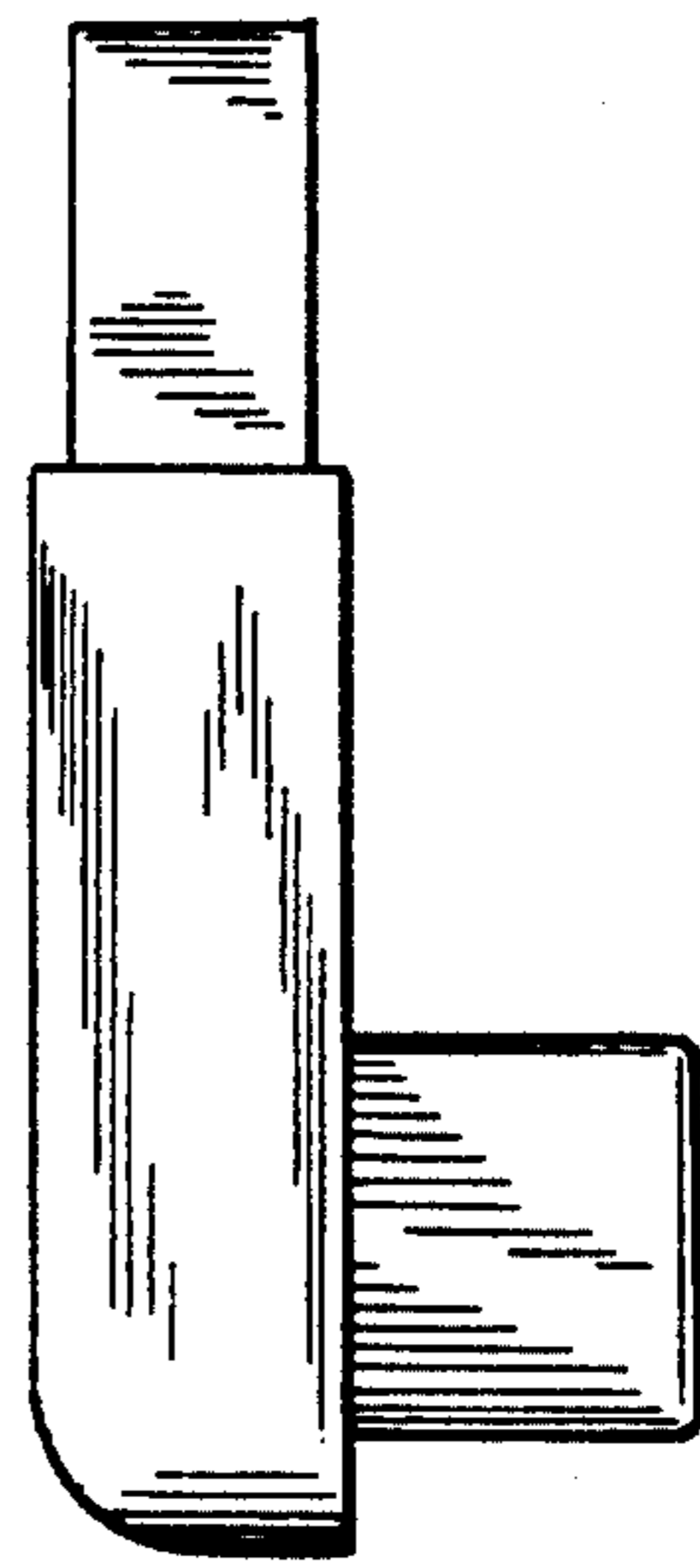


FIG. 2

FIG. 3

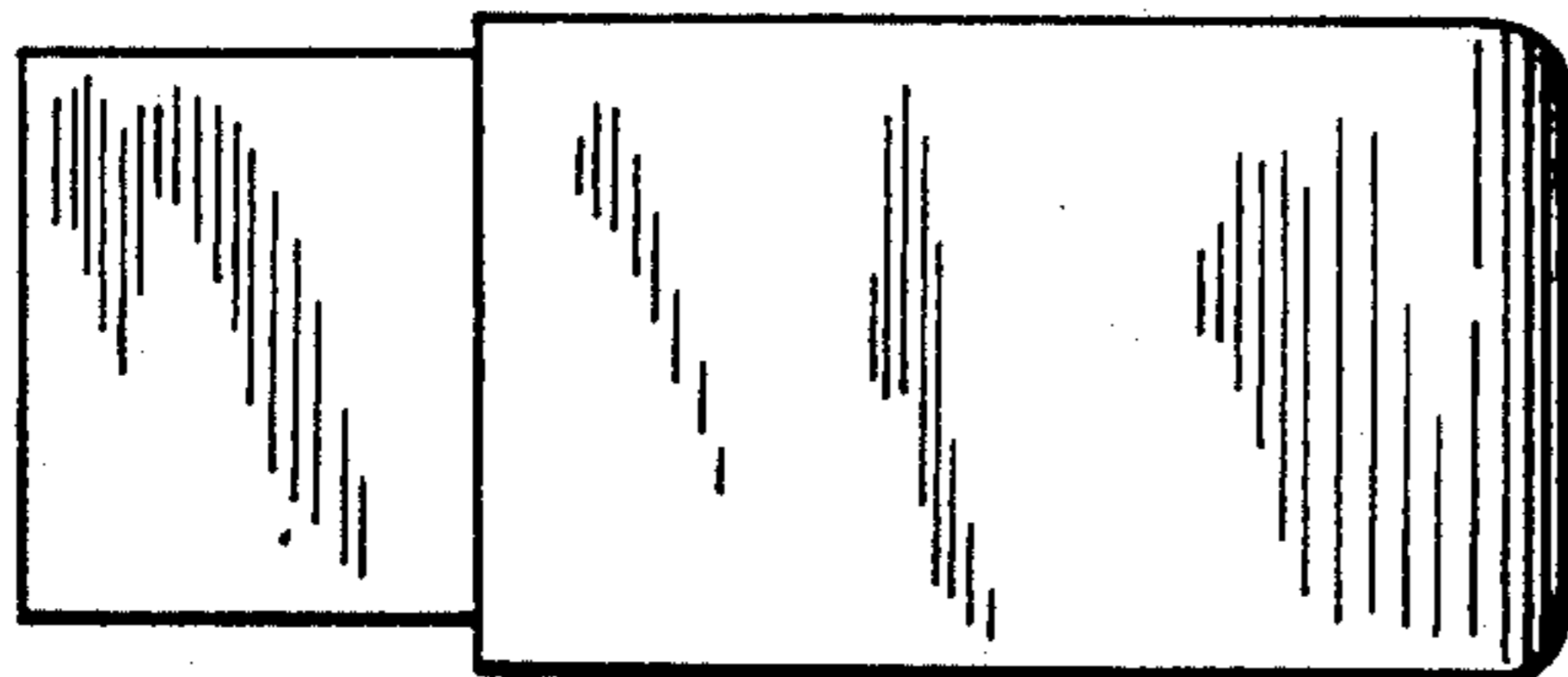


FIG. 5

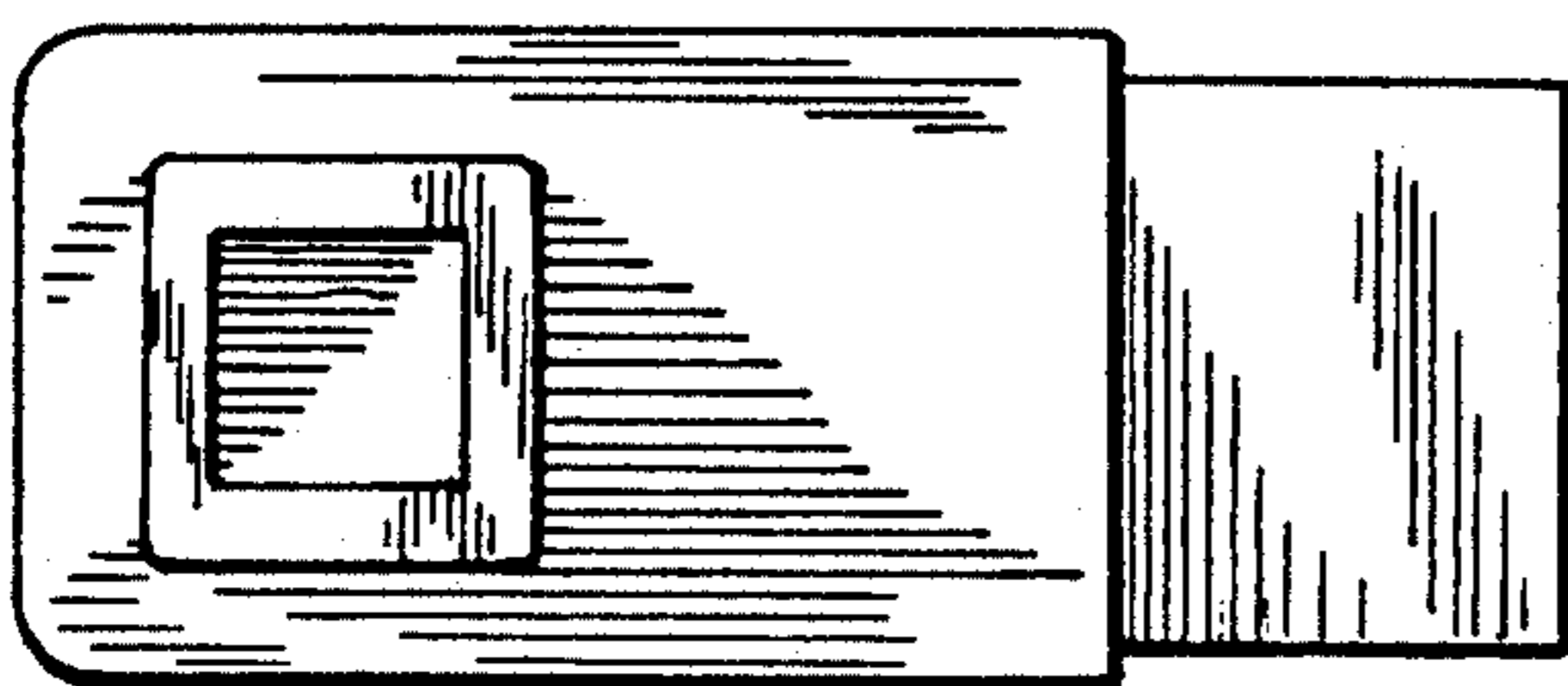
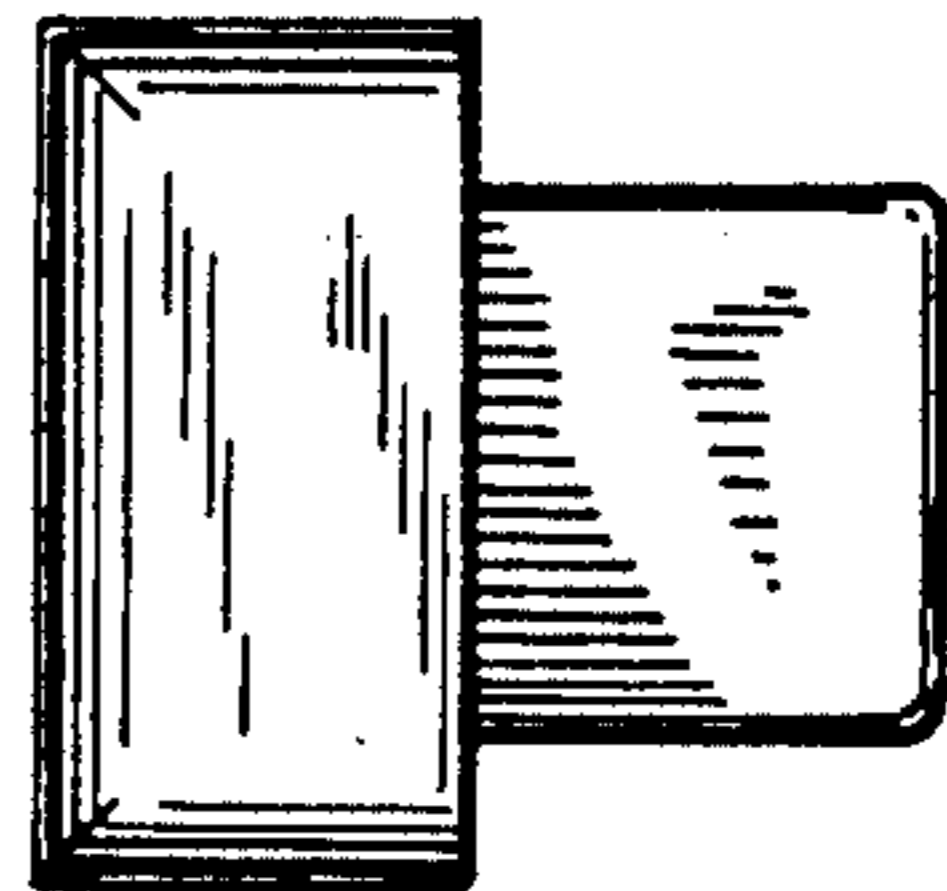


FIG. 4




FIG. 6