

# United States Patent [19]

Schroff et al.

[11] Patent Number: Des. 318,966

[45] Date of Patent: \*\* Aug. 13, 1991

## [54] WORK TABLE

[75] Inventors: Gunther Schroff, Waldbronn; Johann Stein, Pforzheim, both of Fed. Rep. of Germany

[73] Assignee: Schroff GmbH, Straubenhardt, Fed. Rep. of Germany

[\*\*] Term: 14 Years

[21] Appl. No.: 141,373

[22] Filed: Jan. 7, 1988

## [30] Foreign Application Priority Data

Jul. 9, 1987 [DE] Fed. Rep. of Germany ..... MR X/4806

[52] U.S. Cl. .... D6/474; D6/484

[58] Field of Search ..... D6/480-486, D6/488, 489, 495, 429, 455, 460, 461, 477, 478, 479, 474

## [56]

### References Cited

#### U.S. PATENT DOCUMENTS

D. 180,179 4/1957 Elliott ..... D6/479 X  
D. 283,094 3/1986 Strand et al. .... D6/478  
D. 288,750 3/1987 Friedman ..... D6/429

#### OTHER PUBLICATIONS

*The Office*, Oct. 1984, right side, 2nd from top, p. 110.  
Moore-Spring/Summer 1986, p. 66, item A, top-left.

*Primary Examiner*—Bruce W. Dunkins  
*Assistant Examiner*—Janice E. Seeger  
*Attorney, Agent, or Firm*—Spencer & Frank

## [57]

### CLAIM

The ornamental design for a work table, as shown and described.

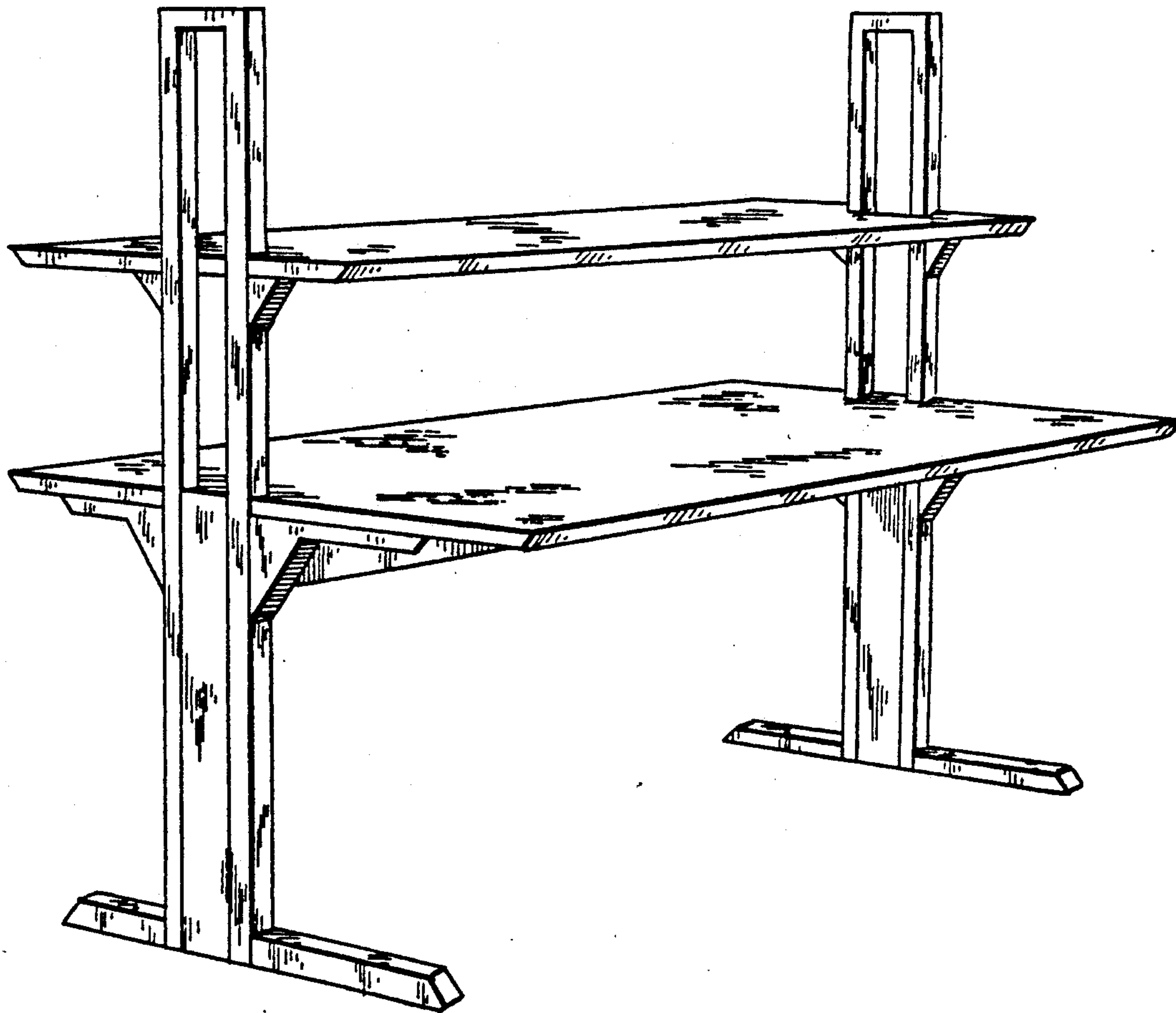
### DESCRIPTION

FIG. 1 is a perspective view of a work table, showing our new design;

FIG. 2 is a top plan view;

FIG. 3 is a side elevational view, the opposite side being a mirror image thereof; and

FIG. 4 is a front elevational view, the rear being identical thereto.



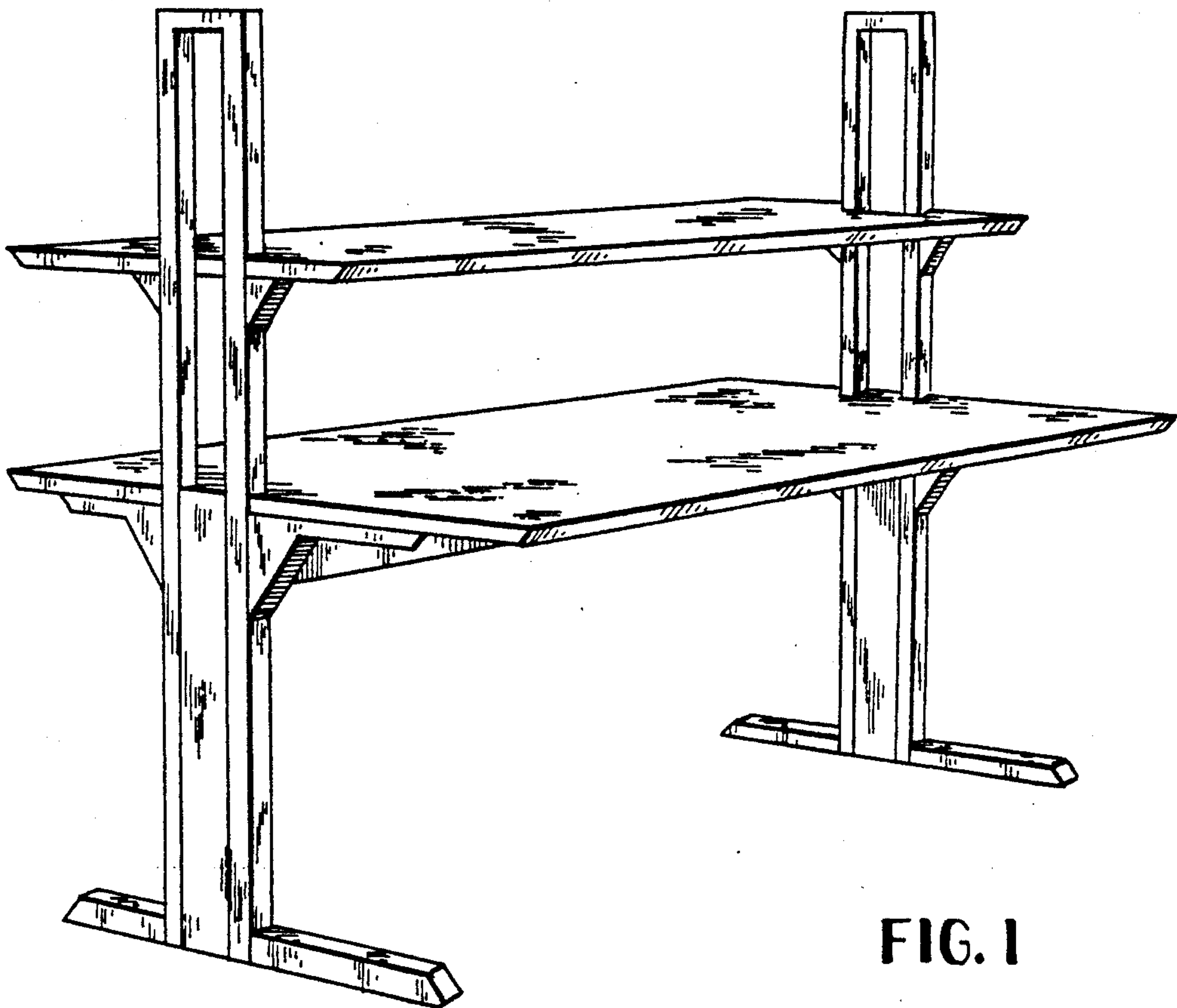


FIG. 1

FIG. 2




FIG. 3

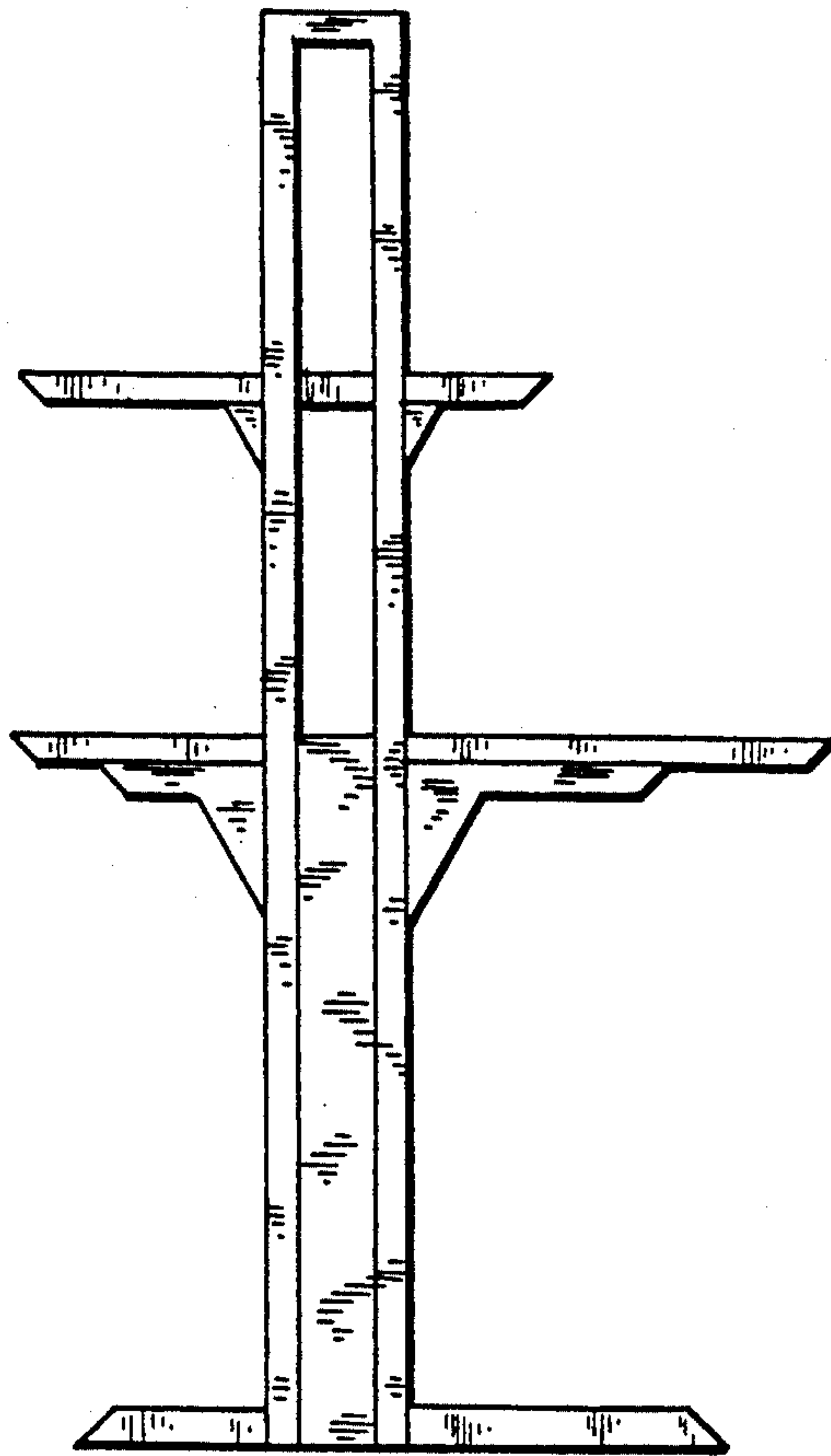


FIG. 4

