

United States Patent [19]

Ringel et al.

[11] Patent Number: **Des. 318,942**

[45] Date of Patent: **** Aug. 13, 1991**

[54] **SHOE UPPER**

[75] Inventors: **Judith Ringel, Dedham; Dana Guidice, Sharon; David E. Miller, Carver, all of Mass.; Martin T. Salem, Hamburg, N.Y.**

[73] Assignee: **Reebok International Ltd., Stoughton, Mass.**

[**] Term: **14 Years**

[21] Appl. No.: **567,380**

[22] Filed: **Aug. 14, 1990**

[52] U.S. Cl. **D2/314; D2/310**

[58] Field of Search **D2/264, 265, 268, 269, D2/271-276, 308-314; 36/45, 83-92, 102-106, 112-116, 132, 136**

[56] **References Cited**

U.S. PATENT DOCUMENTS

D. 299,182	1/1989	Brown .	
D. 299,784	2/1989	Brown et al. .	
D. 301,388	6/1989	Miller et al. .	
D. 306,370	3/1990	Selbiger et al.	D2/314
D. 307,350	4/1990	Brown et al.	D2/314
D. 307,508	5/1990	Miller et al.	D2/314
D. 307,664	5/1990	Kiyosawa	D2/320
D. 308,280	6/1990	Selbiger	D2/314
D. 312,722	12/1990	Miller et al.	D2/314
D. 314,858	2/1991	Richard et al.	D2/314

3,668,791	6/1972	Salzman et al.	36/50
4,741,115	5/1988	Pozzobon	36/117

OTHER PUBLICATIONS

Boot and Shoe Recorder, Feb. 7, 1990.

Primary Examiner—Louis S. Zarfaz

Attorney, Agent, or Firm—Sterne, Kessler, Goldstein & Fox

[57] **CLAIM**

The ornamental design for a shoe upper, as shown and described.

DESCRIPTION

FIG. 1 is a left side elevational view of a shoe upper showing our new design;
FIG. 2 is a right side elevational view thereof;
FIG. 3 is a top plan view thereof;
FIG. 4 is a front elevational view thereof;
FIG. 5 is a rear elevational view thereof;
FIG. 6 is a left side elevational view of a shoe upper showing a modified form of our new design;
FIG. 7 is a right side elevational view thereof;
FIG. 8 is a top plan view thereof;
FIG. 9 is a front elevational view thereof; and
FIG. 10 is a rear elevational view thereof.

The broken line showing of a shoe sole in FIGS. 1-10 is environmental only and forms no part of the claimed design.






FIG. 1




FIG. 2

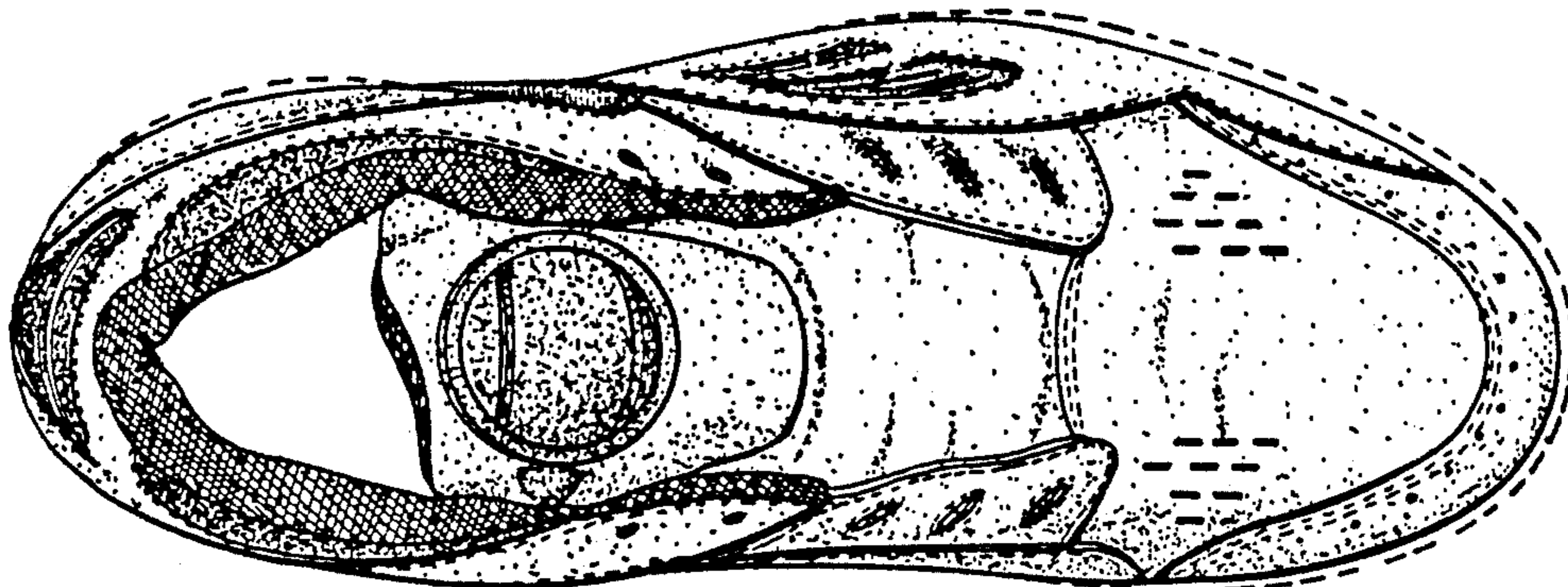


FIG. 3

FIG. 4

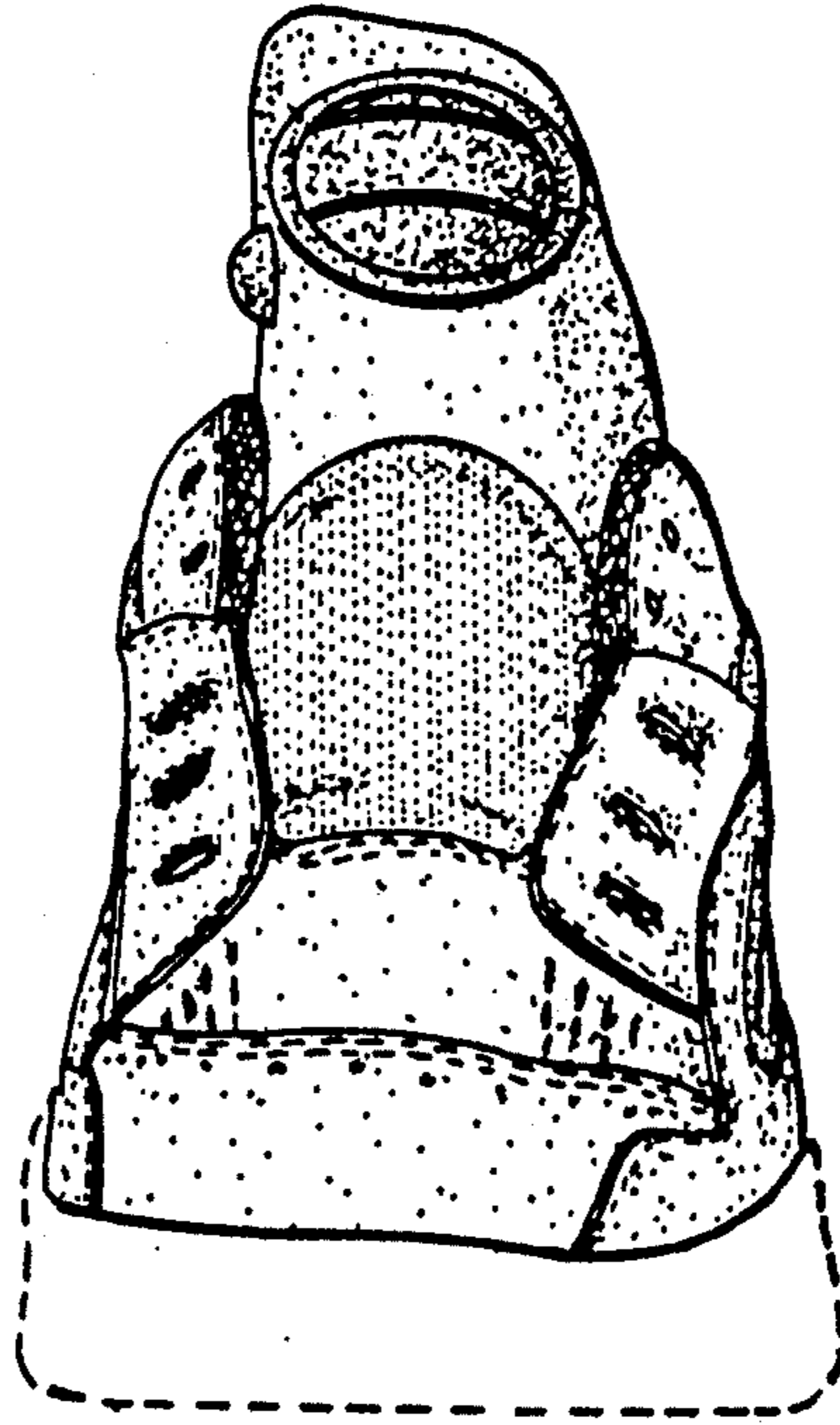
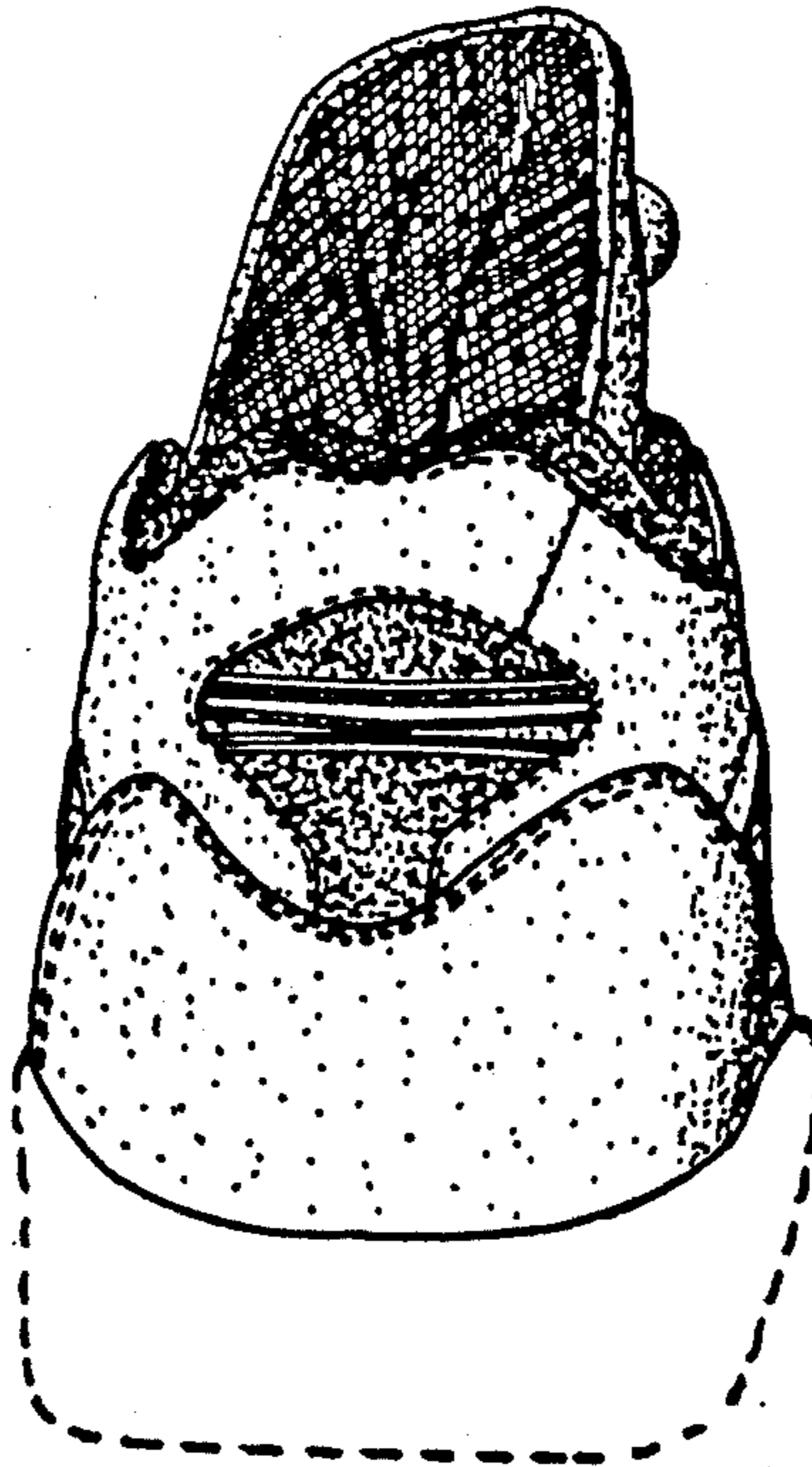


FIG. 5






FIG. 6



FIG. 7

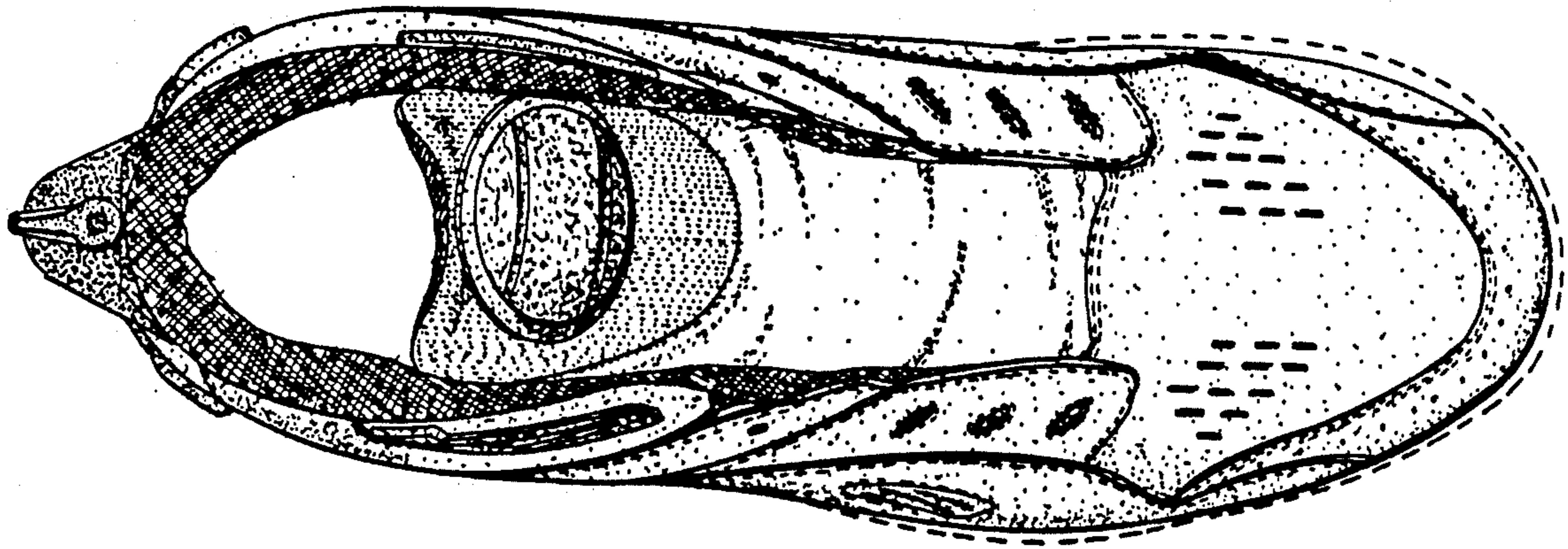


FIG. 8

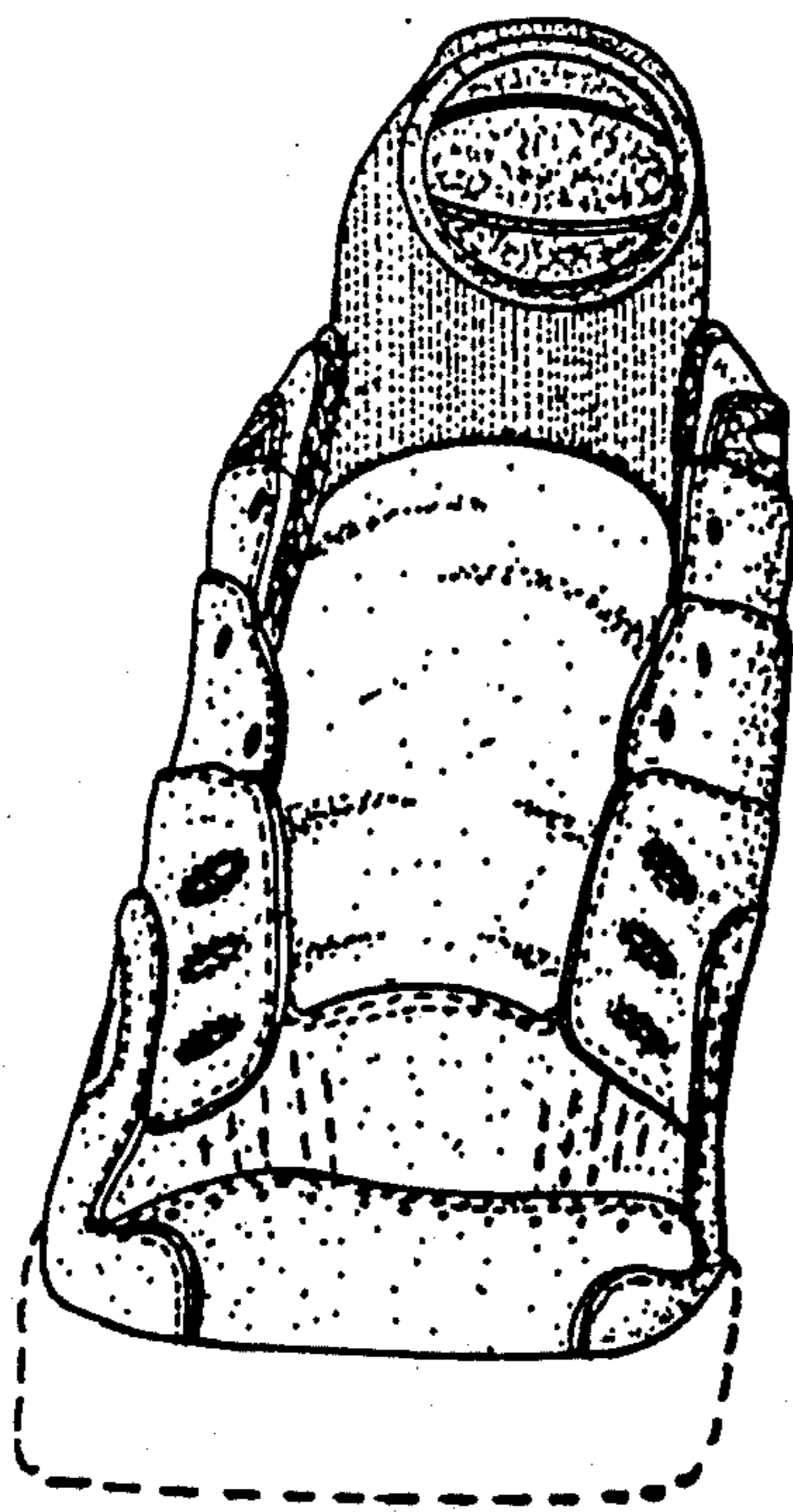


FIG. 9

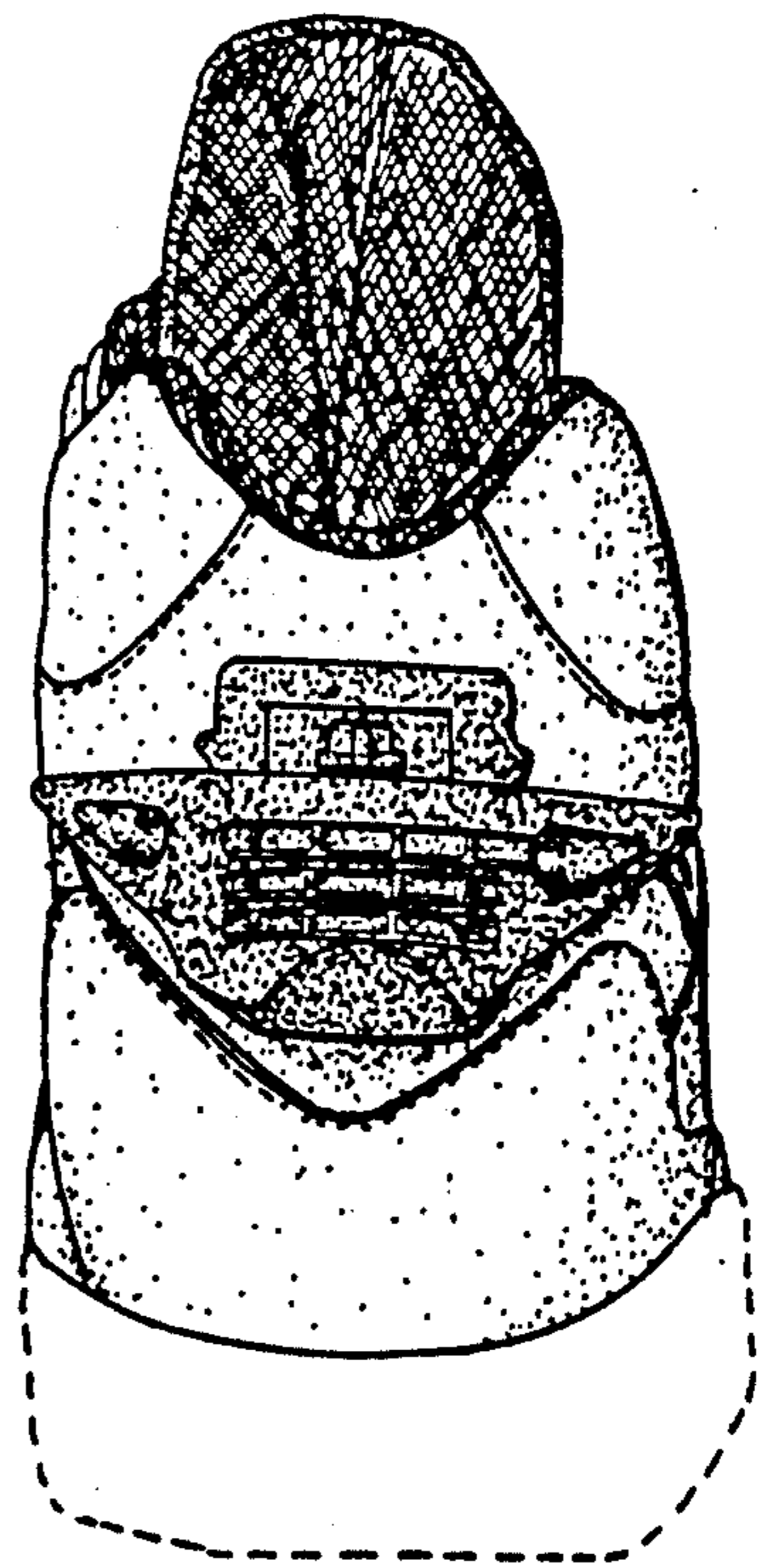


FIG. 10