

United States Patent [19]

Ohmura

[11] Patent Number: **Des. 318,899**

[45] Date of Patent: **** Aug. 6, 1991**

[54] HANDLE FOR A FISHING ROD

[75] Inventor: **Ryuichi Ohmura, Shizuoka, Japan**

[73] Assignee: **Fuji Kogyo Co., Ltd., Shizuoka, Japan**

[*] Notice: The portion of the term of this patent subsequent to Jun. 6, 2005 has been disclaimed.

[**] Term: **14 Years**

[21] Appl. No.: **805,936**

[22] Filed: **Nov. 21, 1985**

[52] U.S. Cl. **D22/142**

[58] Field of Search **D22/142; 43/23, 22, 43/20**

[56] **References Cited**

U.S. PATENT DOCUMENTS

| | | | |
|------------|--------|----------------|---------|
| D. 252,697 | 8/1979 | Ohmura | D22/142 |
| D. 283,720 | 5/1986 | Benit | D22/142 |
| 4,516,351 | 5/1985 | Highby | 43/22 X |
| 4,528,769 | 7/1985 | Yamamoto | 43/22 |

Primary Examiner—A. Hugo Word
Attorney, Agent, or Firm—Wegner, Cantor, Mueller & Player

[57] **CLAIM**

The ornamental design for a handle for a fishing rod, substantially as shown and described.

DESCRIPTION

FIG. 1 is a perspective view of a handle for a fishing rod embodying my new design;
FIG. 2 is a left side elevational view thereof;
FIG. 3 is a right side elevational view thereof;
FIG. 4 is a top plan view thereof;
FIG. 5 is a front elevational view thereof; and
FIG. 6 is a bottom plan view thereof.

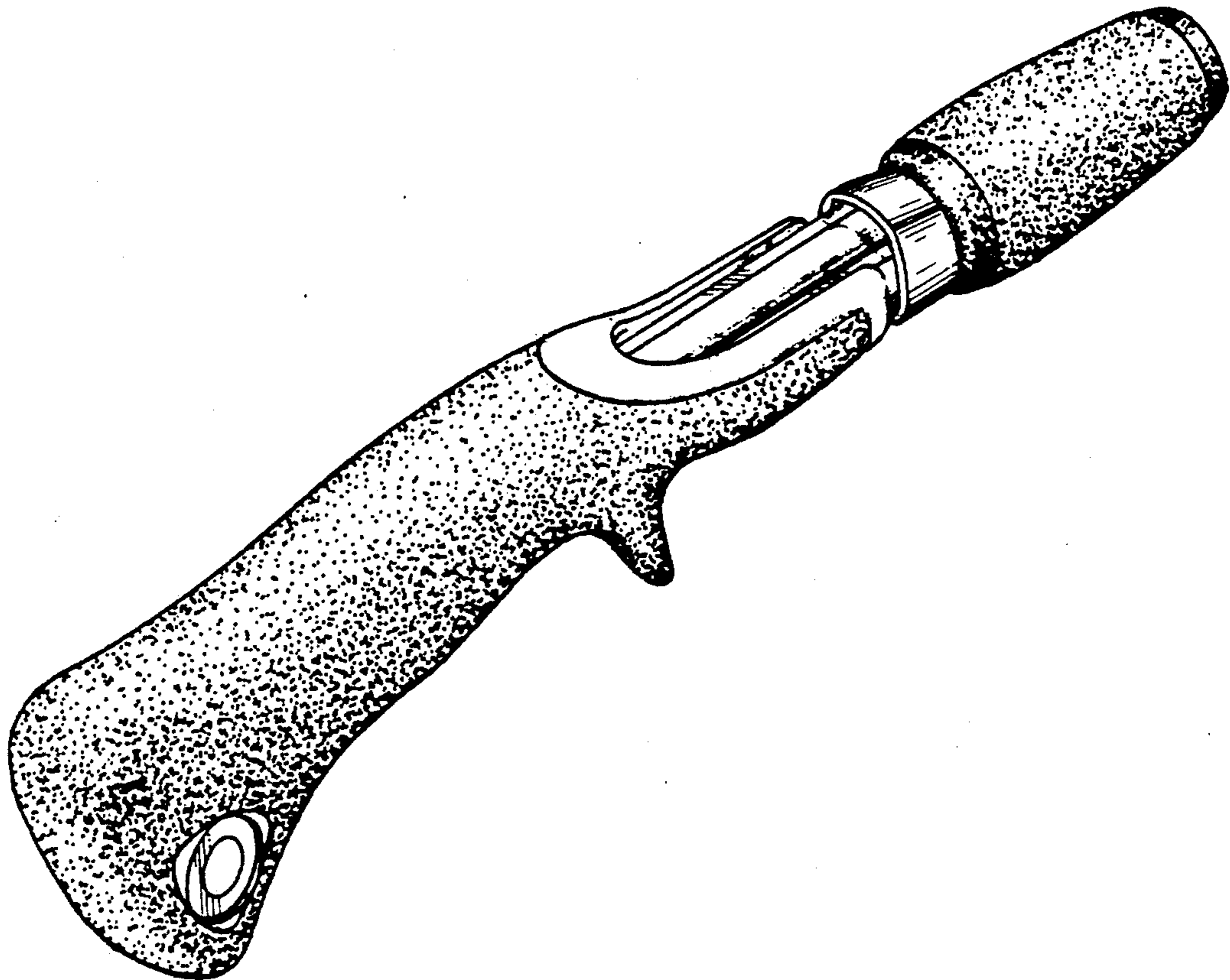


FIG. 1

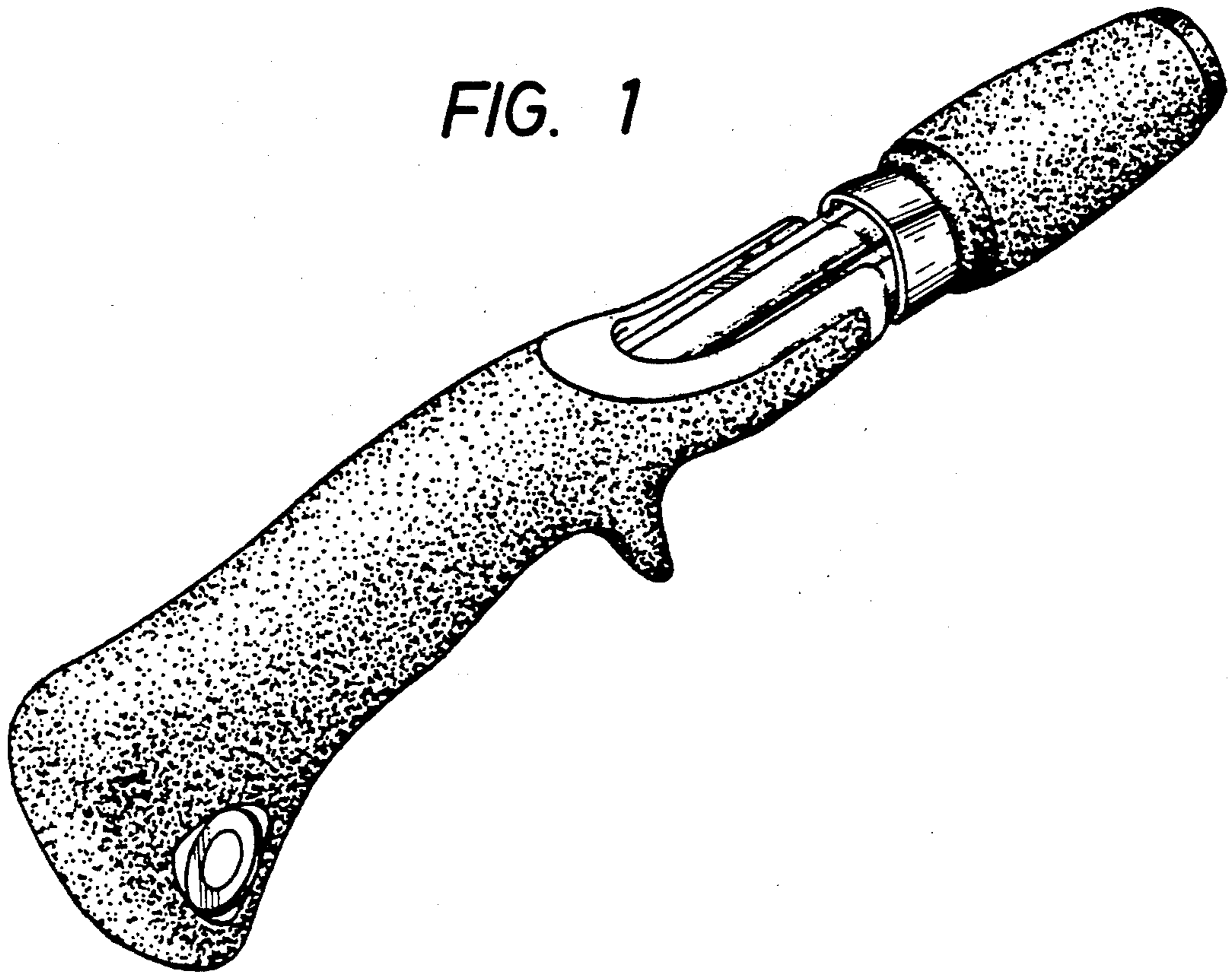


FIG. 2

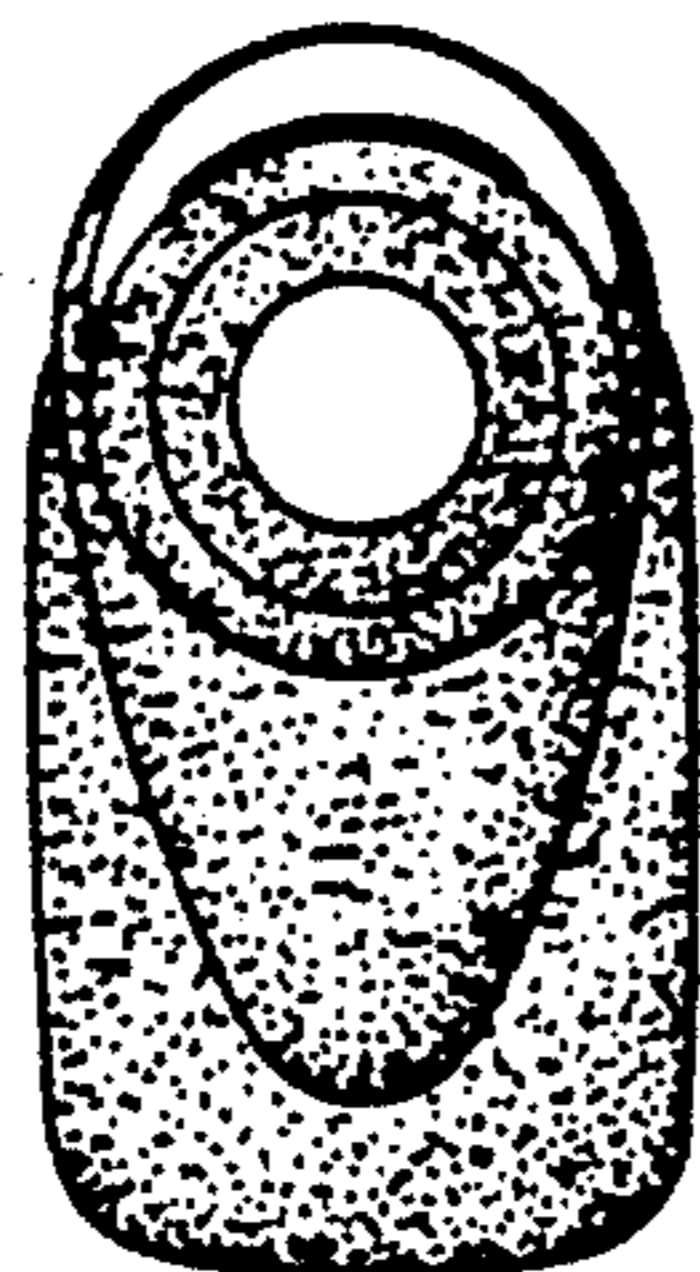


FIG. 3




FIG. 4

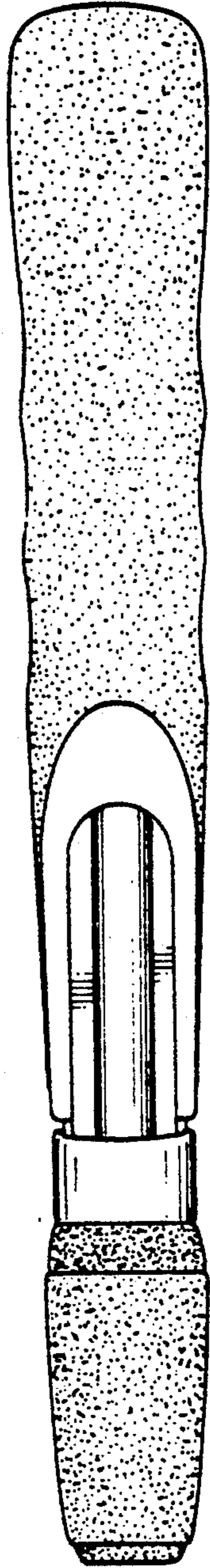


FIG. 5

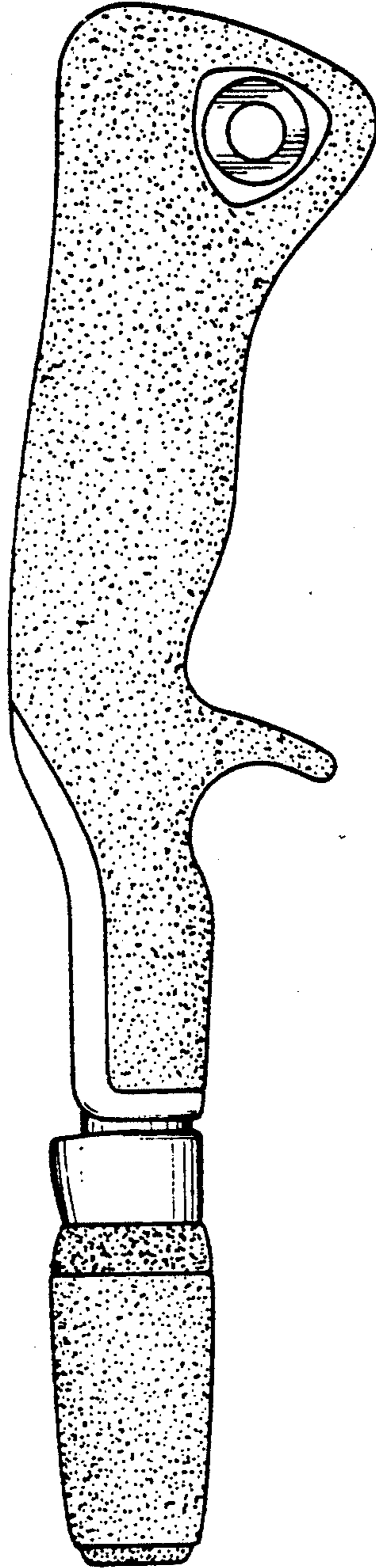


FIG. 6

