

[54] **COMBINED CLIPBOARD AND WRITING INSTRUMENT FOR A SHOPPING CART**

[76] **Inventor: Douglas L. Chase, 244 N. Bowen, Jackson, Mich. 49202**

[**] **Term: 14 Years**

[21] **Appl. No.: 153,802**

[22] **Filed: Feb. 8, 1988**

[52] **U.S. Cl. D19/88; D19/36; D19/84; D19/90**

[58] **Field of Search D19/35, 36, 65, 75, D19/52, 86, 88, 90, 91, 99, 100; 248/441.1, 442.2; 40/341; 281/45; 211/45**

[56] **References Cited**

U.S. PATENT DOCUMENTS

D. 142,775	11/1945	Di Rebaylio	D19/78
D. 162,797	4/1951	Dubinetz et al.	D19/78
D. 164,269	8/1951	Whittier	D19/88
D. 191,483	10/1961	Cory	D19/88
D. 234,592	3/1975	Callaway	D19/88
D. 235,866	7/1975	Seitz	D19/88
D. 254,794	4/1980	Hayman et al.	D19/86
D. 301,489	6/1989	Aquila et al.	D19/88

D. 303,401	9/1989	Cross et al.	D19/88
D. 313,629	1/1991	Hoffman	D19/88
4,243,249	1/1981	Goss	D19/88 X
4,375,296	3/1983	Chang	211/45

OTHER PUBLICATIONS

Current Magazine, Jan. 1988, p. 53, see "Cart Caddy", lower right.

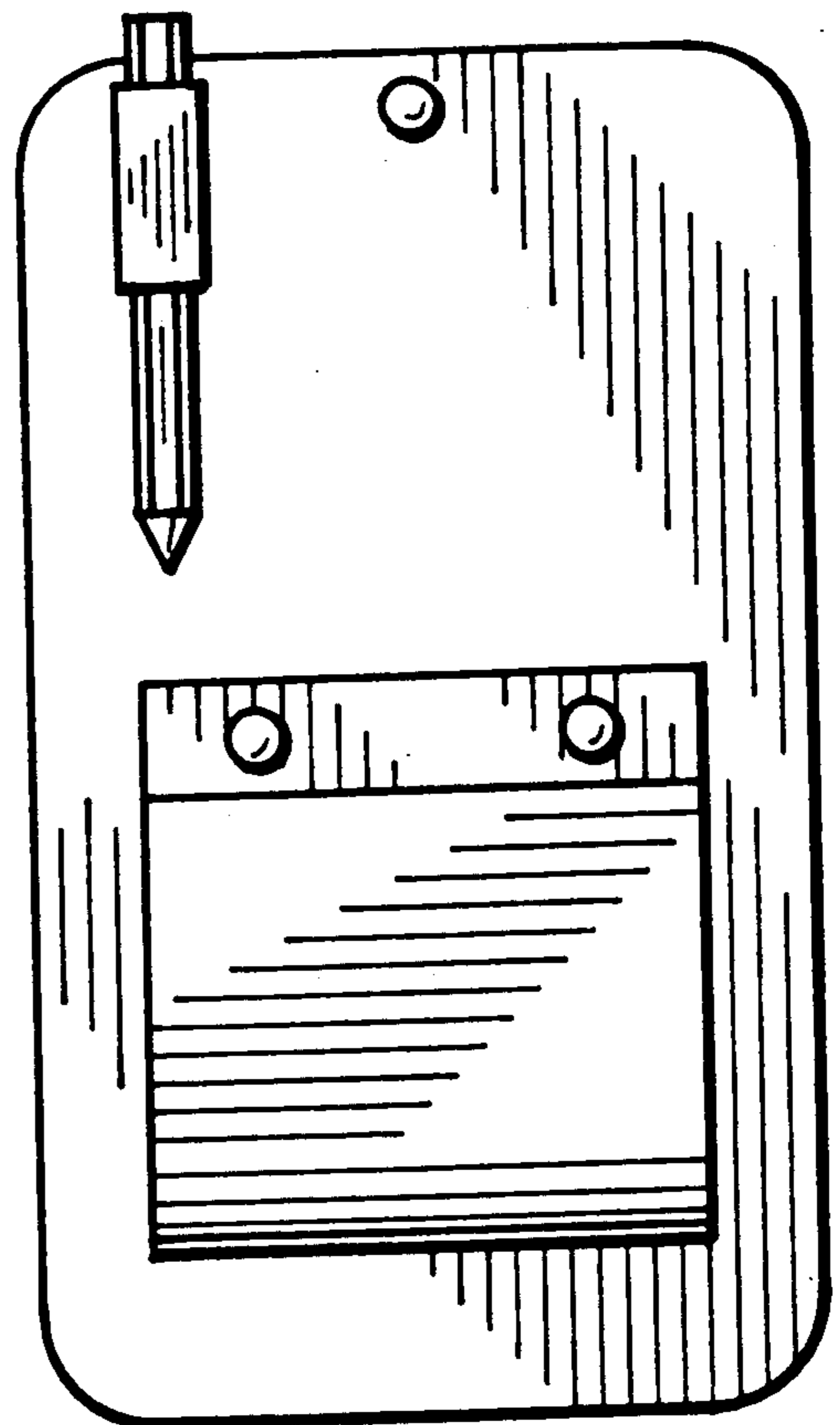
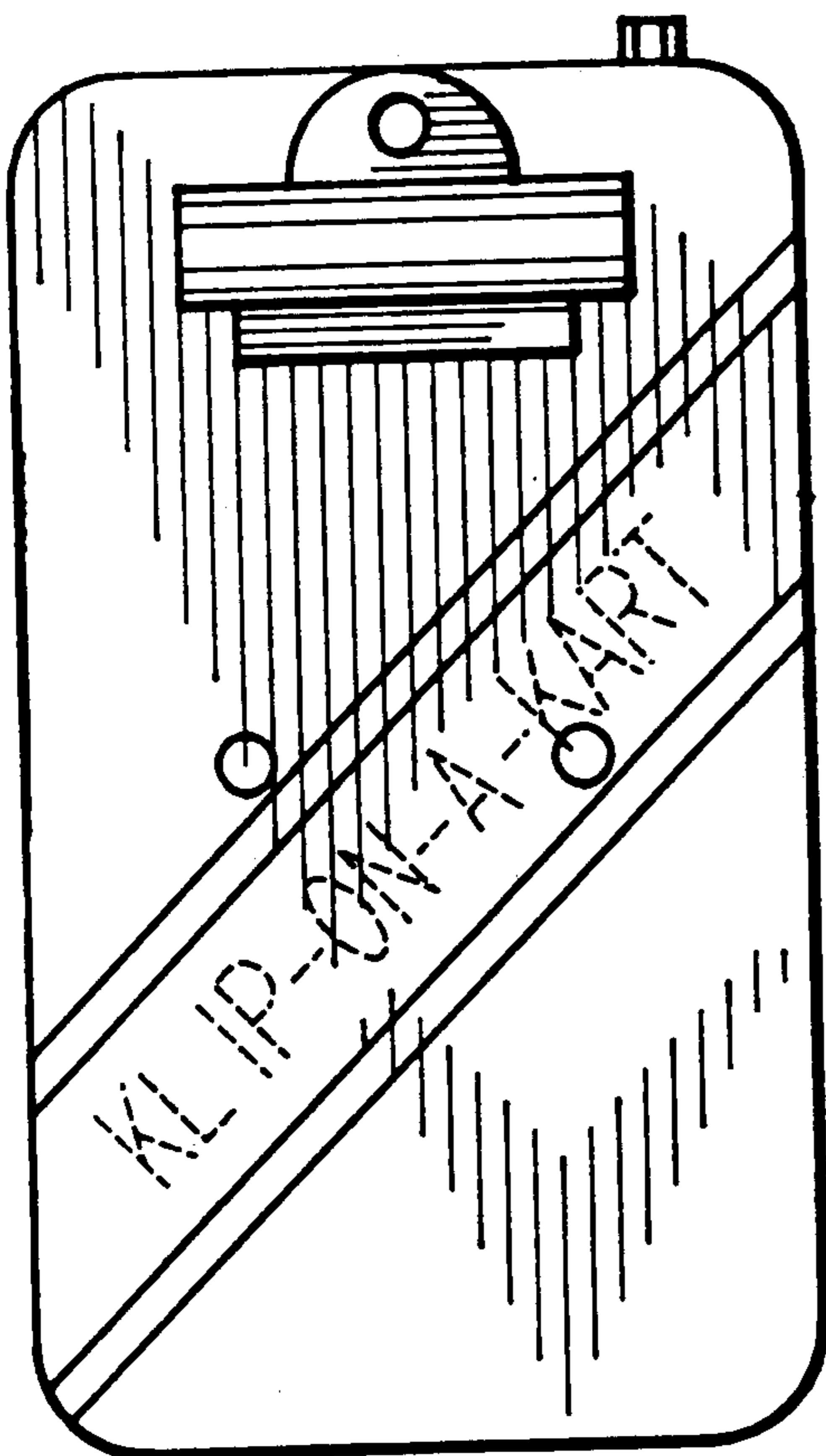
Primary Examiner—Bruce W. Dunkins
Assistant Examiner—Martha Thompson
Attorney, Agent, or Firm—Jerry T. Kearns

[57] **CLAIM**

The ornamental design for a combined clipboard and writing instrument for a shopping cart, as shown and described.

DESCRIPTION

FIG. 1 is a front elevational view of a combined clipboard and writing instrument for a shopping cart showing my new design;
 FIG. 2 is a rear elevational view thereof;
 FIG. 3 is a left side elevational view thereof;
 FIG. 4 is a right side elevational view thereof;
 FIG. 5 is a top plan view thereof; and,
 FIG. 6 is a bottom plan view thereof.



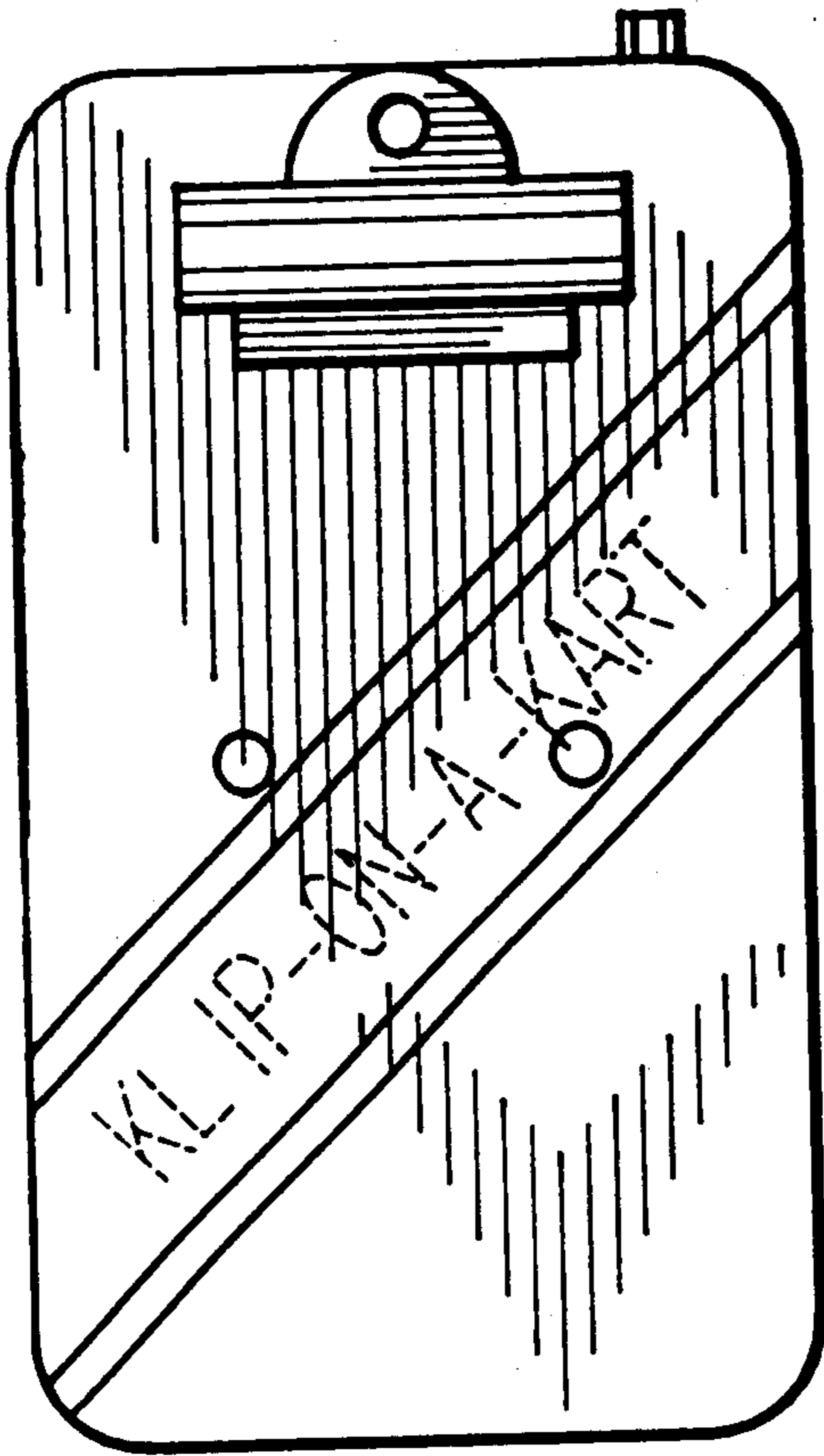


Fig. 1

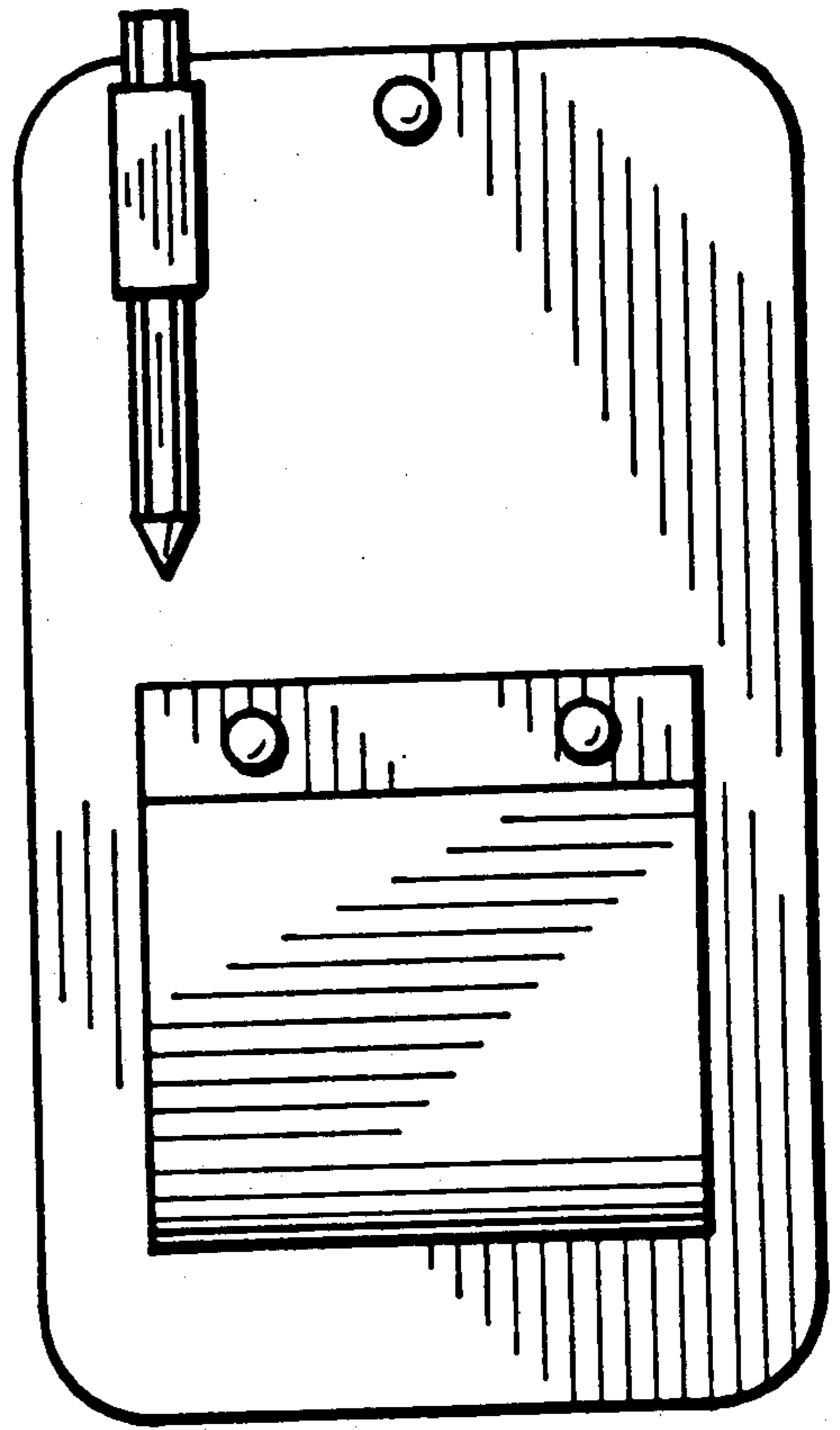


Fig. 2




Fig. 3




Fig. 4




Fig. 5




Fig. 6