

United States Patent [19]

Porsche

[11] Patent Number: **Des. 318,879**

[45] Date of Patent: **** Aug. 6, 1991**

[54] PENCIL

[76] Inventor: **Ferdinand A. Porsche**, Flugplatzstr. 29, 5700 Zell am See, Austria, 5700

[*] Notice: The portion of the term of this patent subsequent to Dec. 25, 2004 has been disclaimed.

[**] Term: **14 Years**

[21] Appl. No.: **96,888**

[22] Filed: **Sep. 14, 1987**

[30] **Foreign Application Priority Data**

Sep. 2, 1987 [AT] Austria 18587

[52] U.S. Cl. **D19/51; D19/41; D19/56**

[58] Field of Search **D19/35, 36, 41-51, D19/54-58; 401/99, 103, 104, 209**

[56] **References Cited**

U.S. PATENT DOCUMENTS

- D. 66,797 3/1925 Hasselquist D19/46
- D. 146,335 2/1947 Colomy D19/48
- D. 248,863 8/1978 Miyamoto D19/36

- D. 253,595 12/1979 Vong D19/46 X
- D. 286,549 11/1986 Erlendson D19/55
- D. 297,020 8/1988 Grossiord D19/51
- 2,468,258 4/1949 Fahringer et al. D19/45 X
- 4,518,274 5/1985 Hanngi 401/195

OTHER PUBLICATIONS

B. A. Pargh Company, Inc. 1985-86 Fall-Winter Catalog, see Pentel Writing Instrument R100 right center.

Primary Examiner—Bruce W. Dunkins
Assistant Examiner—Martha Thompson
Attorney, Agent, or Firm—Pennie & Edmonds

[57] **CLAIM**

The ornamental design for a pencil, as shown and described.

DESCRIPTION

FIG. 1 is a right side perspective view of a pencil showing my new design;
FIG. 2 is a rear elevational view;
FIG. 3 is a front elevational view;
FIG. 4 is a right side elevational view;
FIG. 5 is a left side elevational view;
FIG. 6 is a bottom plan view on an enlarged scale; and
FIG. 7 is a top plan view with respect to FIG. 6.



FIG. 3




FIG. 2




FIG. 1

FIG. 4

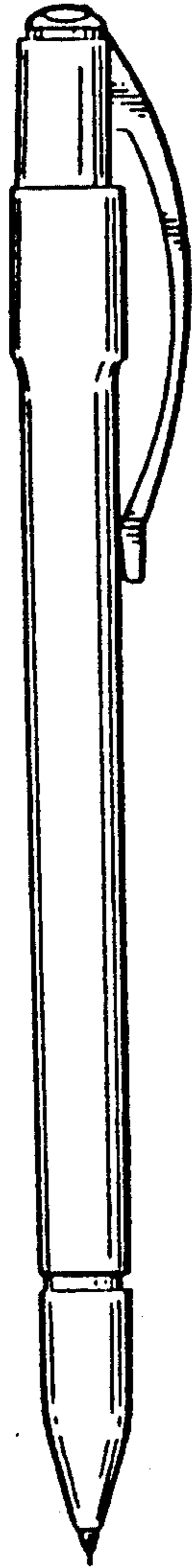


FIG. 5



FIG. 6




FIG. 7

