

[54] CABINET FOR ELECTRONIC PROCESSING EQUIPMENT AND THE LIKE

D. 289,397 4/1987 Nuttall et al. D14/102
D. 289,872 5/1987 Nuttall et al. D14/102
D. 298,625 11/1988 Gore D14/102

[75] Inventor: W. Daniel Hillis, Brookline, Mass.

Primary Examiner—Wallace R. Burke
Assistant Examiner—Freda S. Nunn
Attorney, Agent, or Firm—Weingarten, Schurgin,
Gagnebin & Hayes

[73] Assignee: Thinking Machines Corporation,
Cambridge, Mass.

[**] Term: 14 Years

[21] Appl. No.: 223,218

[57] CLAIM

[22] Filed: Jul. 22, 1988

The ornamental design for a cabinet for electronic processing equipment and the like, as shown and described.

[52] U.S. Cl. D14/102

[58] Field of Search D14/100, 102, 109, 210,
D14/204, 214; D13/162, 184, 199; 360/97-99,
132, 137; 361/330, 331, 380-385, 390-395, 415,
426; 200/5 A, 5 R, 6 A, 6 R; D6/509-512, 449;
312/208

DESCRIPTION

FIG. 1 is a top, front, side perspective view of a cabinet for electronic processing equipment and the like showing my new design;

FIG. 2 is a top plan view thereof;

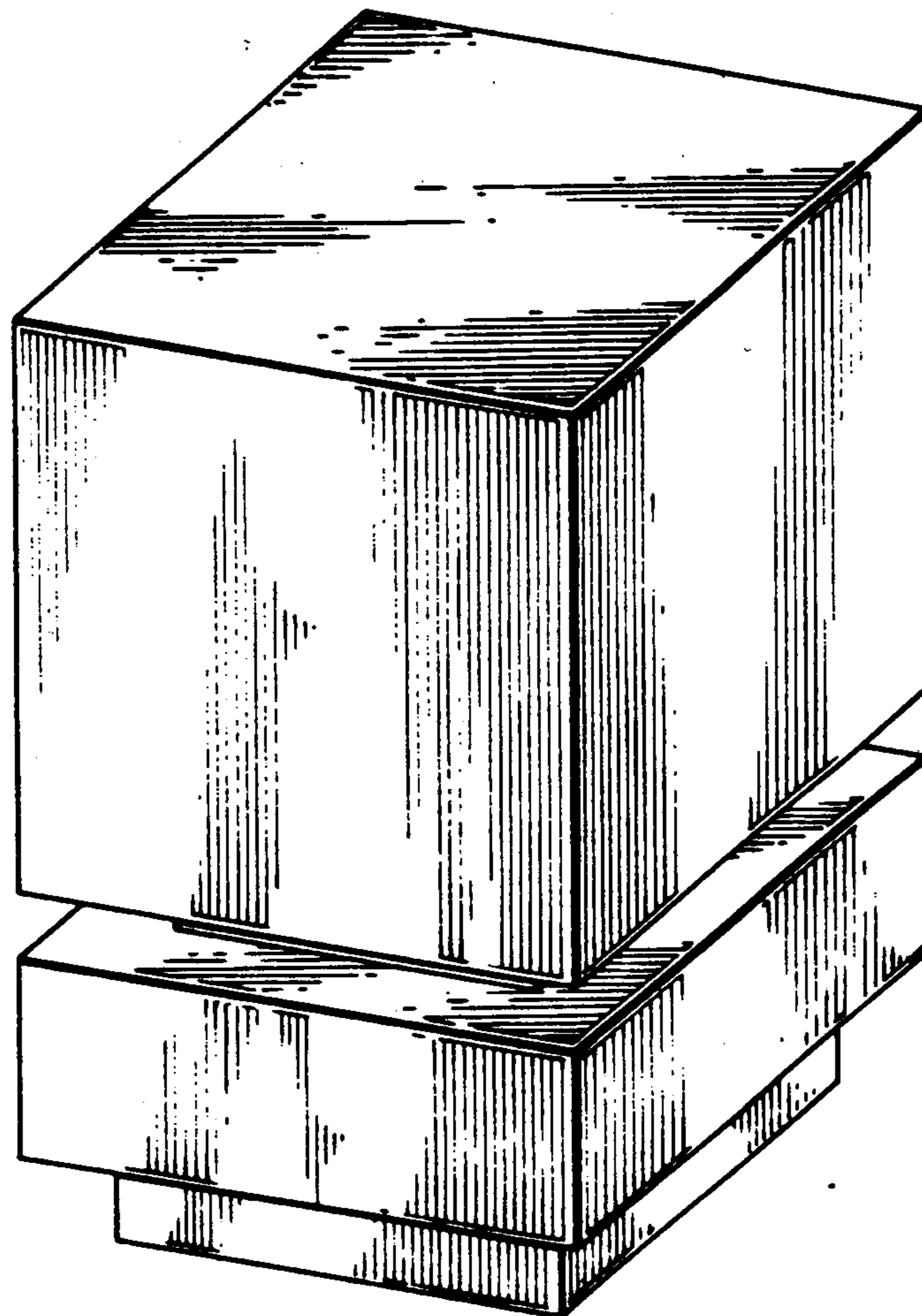
FIG. 3 is a top, rear, side perspective view thereof, the side shown is opposite that shown in FIG. 1;

FIG. 4 is an enlarged side elevational view thereof, the front, rear, and opposite side being identical.

[56] References Cited

U.S. PATENT DOCUMENTS

D. 287,724 1/1987 Kelly et al. D14/100



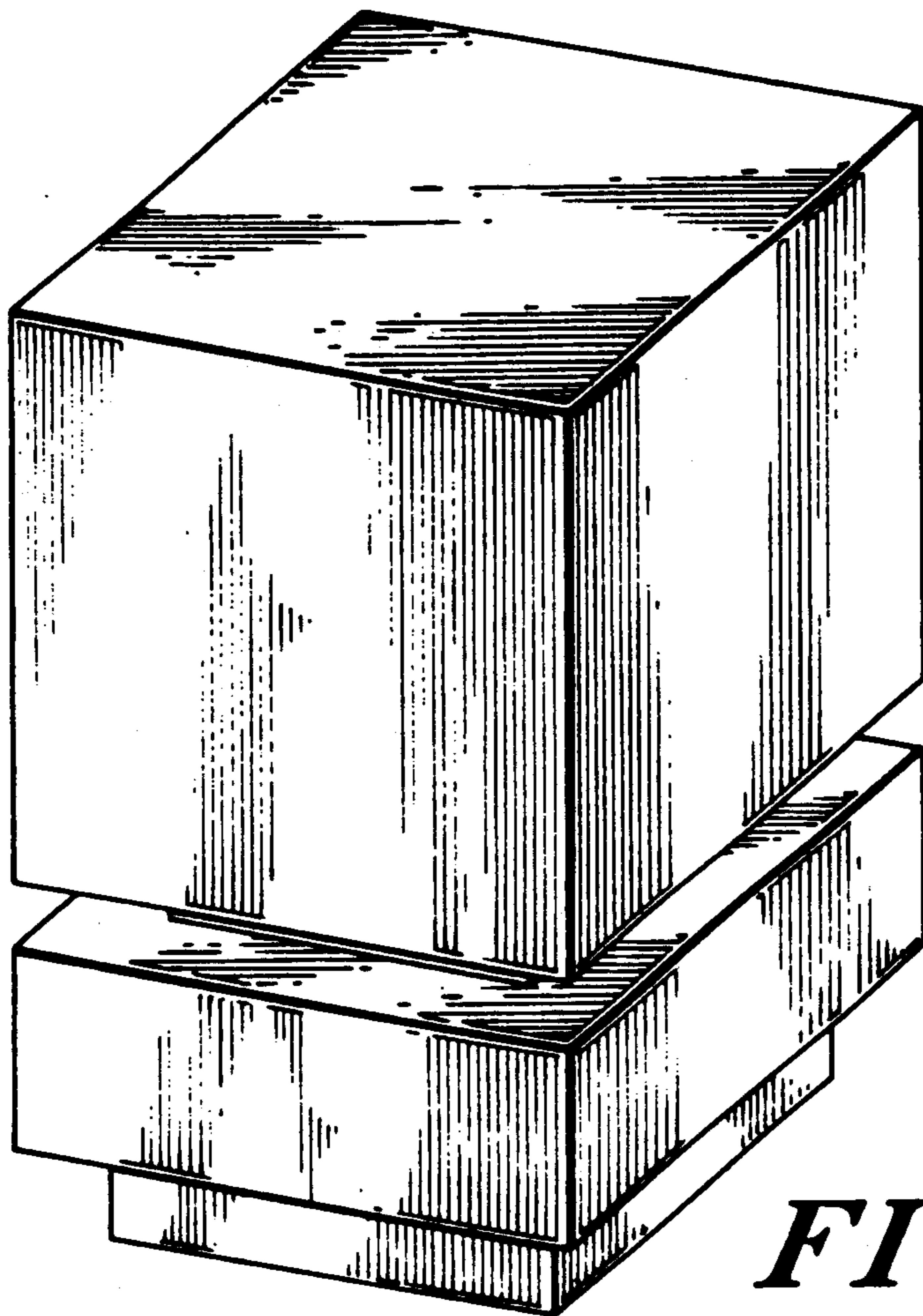


FIG. 1




FIG. 2

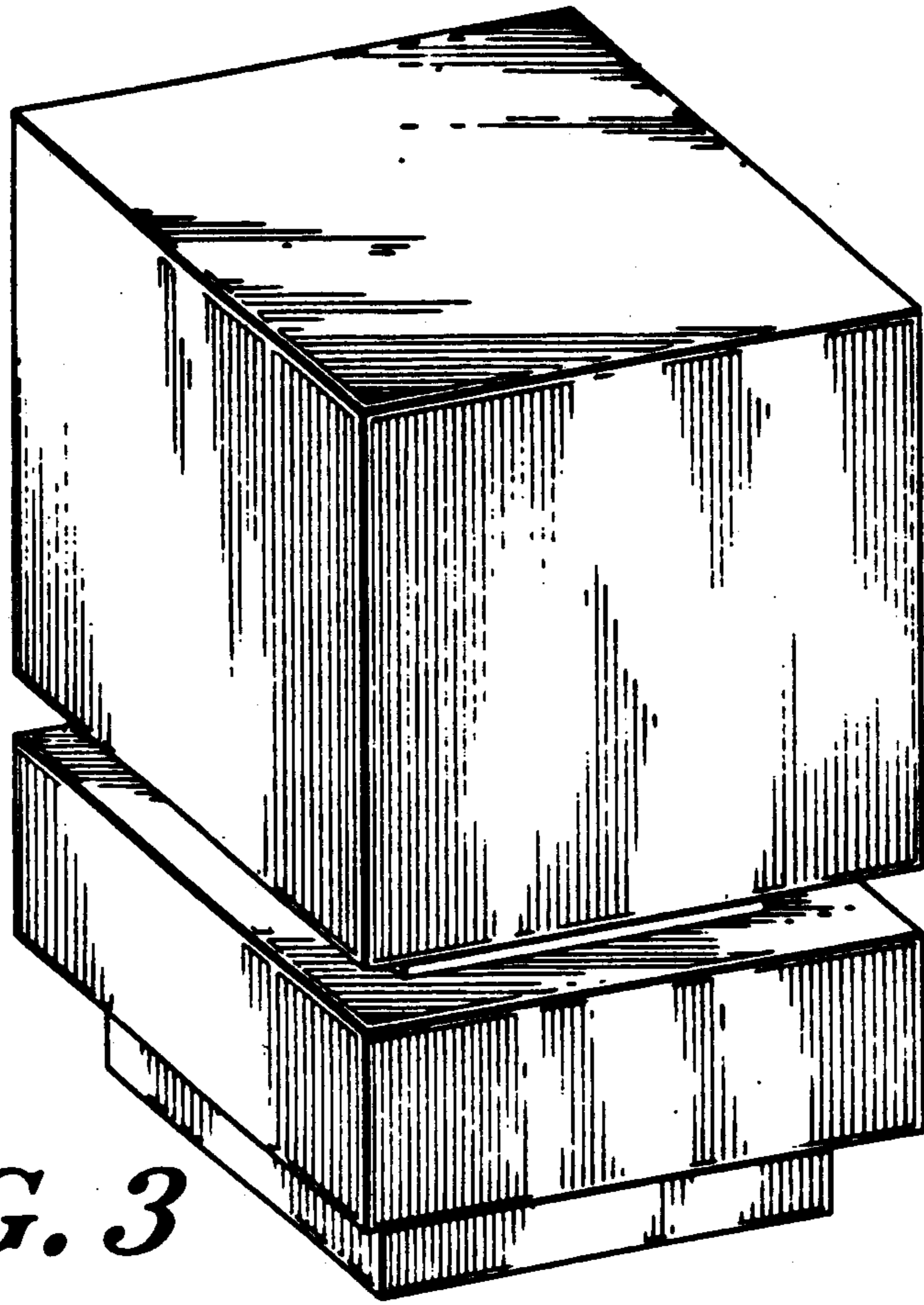


FIG. 3




FIG. 4