

[54] **KEYBOARD**

[75] Inventors: **Pascal Jean-Marie R. Julienne; Fred J. Pierson, III**, both of Los Angeles, Calif.

[73] Assignee: **Church of Scientology International**, Los Angeles, Calif.

[\*\*] Term: **14 Years**

[21] Appl. No.: **325,345**

[22] Filed: **Mar. 17, 1989**

[52] U.S. Cl. .... **D14/100; D14/115**

[58] Field of Search ..... **D14/100, 101, 105, 106, D14/113, 115; D18/1; 340/700, 706, 711, 712; 341/22, 23; 364/706-710.14; 235/145 A, 145 R; 400/479, 484, 485, 486, 488, 489, 496, 677, 682, 693; 312/208**

[56] **References Cited**

**U.S. PATENT DOCUMENTS**

D. 285,793 9/1986 Moggridge ..... D14/100

D. 291,574	8/1987	Kim .....	D14/100
D. 292,289	10/1987	Kawarabayashi et al. ....	D14/100
D. 299,029	12/1988	Williams .....	D14/100
D. 308,360	6/1990	Schaum .....	D14/100
D. 308,668	6/1990	Briscoe et al. ....	D14/100
D. 312,625	12/1990	Wetzel .....	D14/100

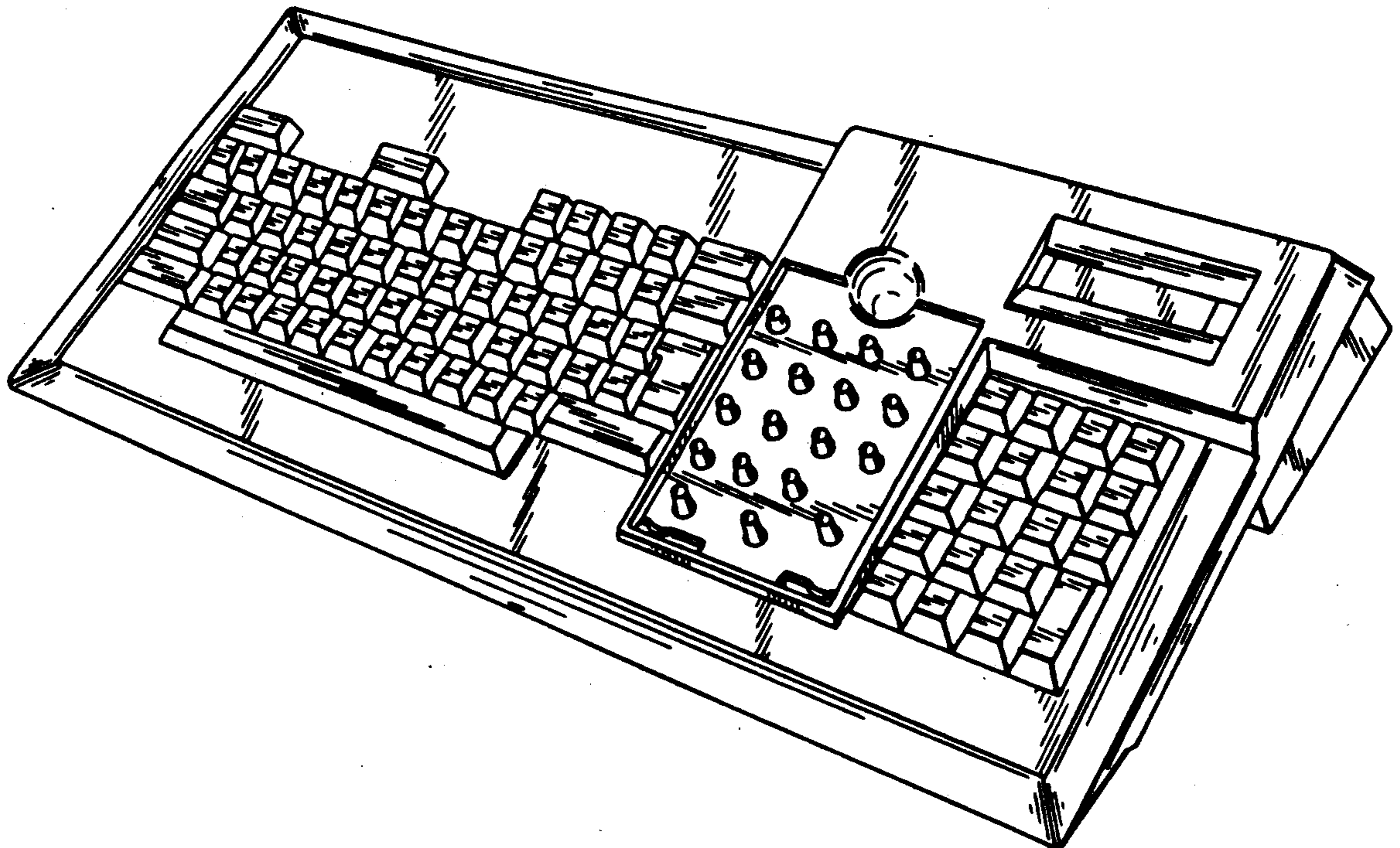
*Primary Examiner*—Wallace R. Burke  
*Assistant Examiner*—Freda S. Nunn  
*Attorney, Agent, or Firm*—Koda and Androlia

[57] **CLAIM**

The ornamental design for the keyboard, as shown and described.

**DESCRIPTION**

FIG. 1 is a top, front, right side perspective view of a keyboard showing my new design; FIG. 2 is a top plan view thereof on an enlarged scale; FIG. 3 is a front elevational view thereof; FIG. 4 is a bottom plan view thereof; FIG. 5 is a rear elevational view thereof; FIG. 6 is a right side elevational view thereof; and FIG. 7 is a left side elevational view thereof.



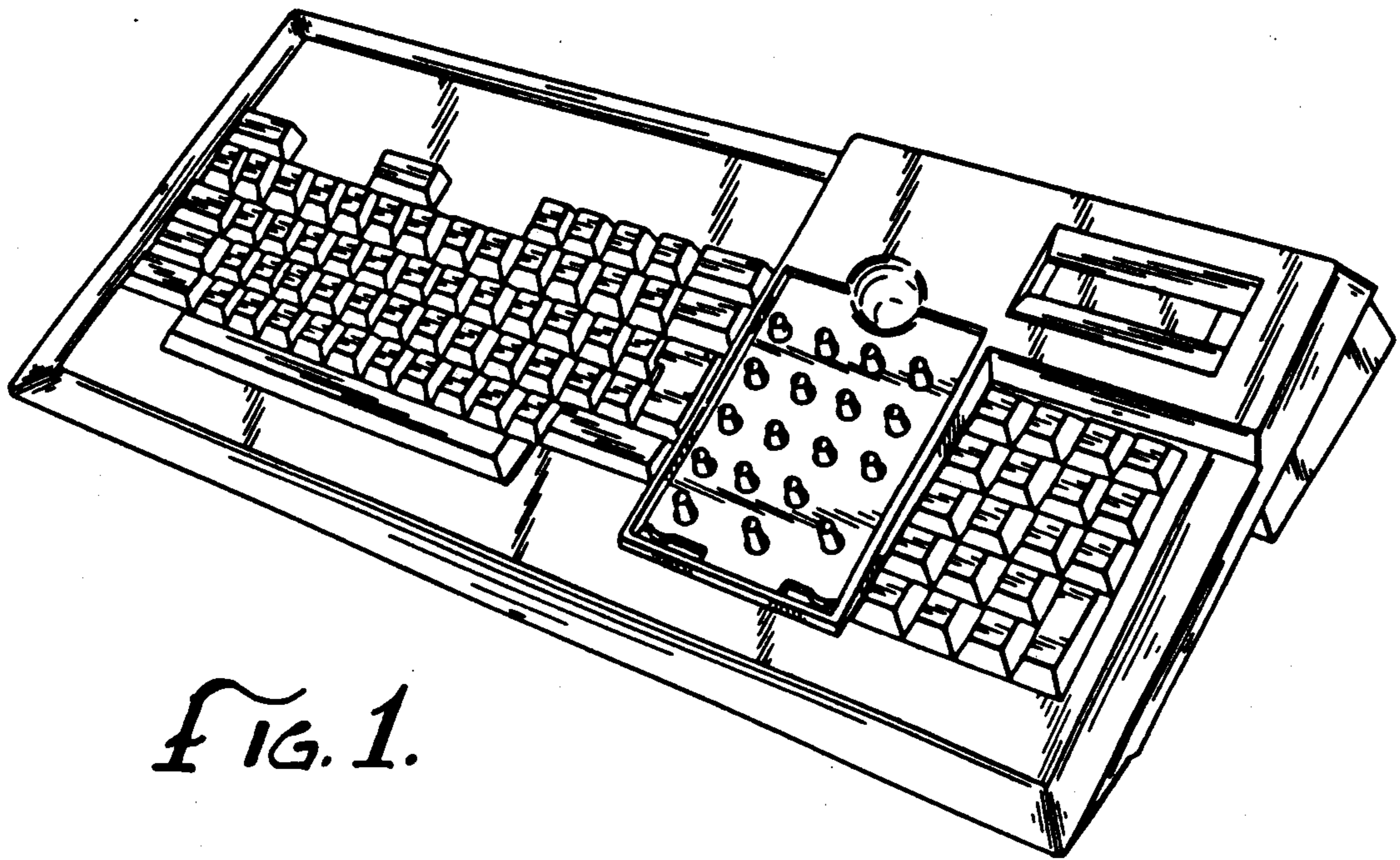


FIG. 1.




FIG. 6.




FIG. 7.

FIG. 2.

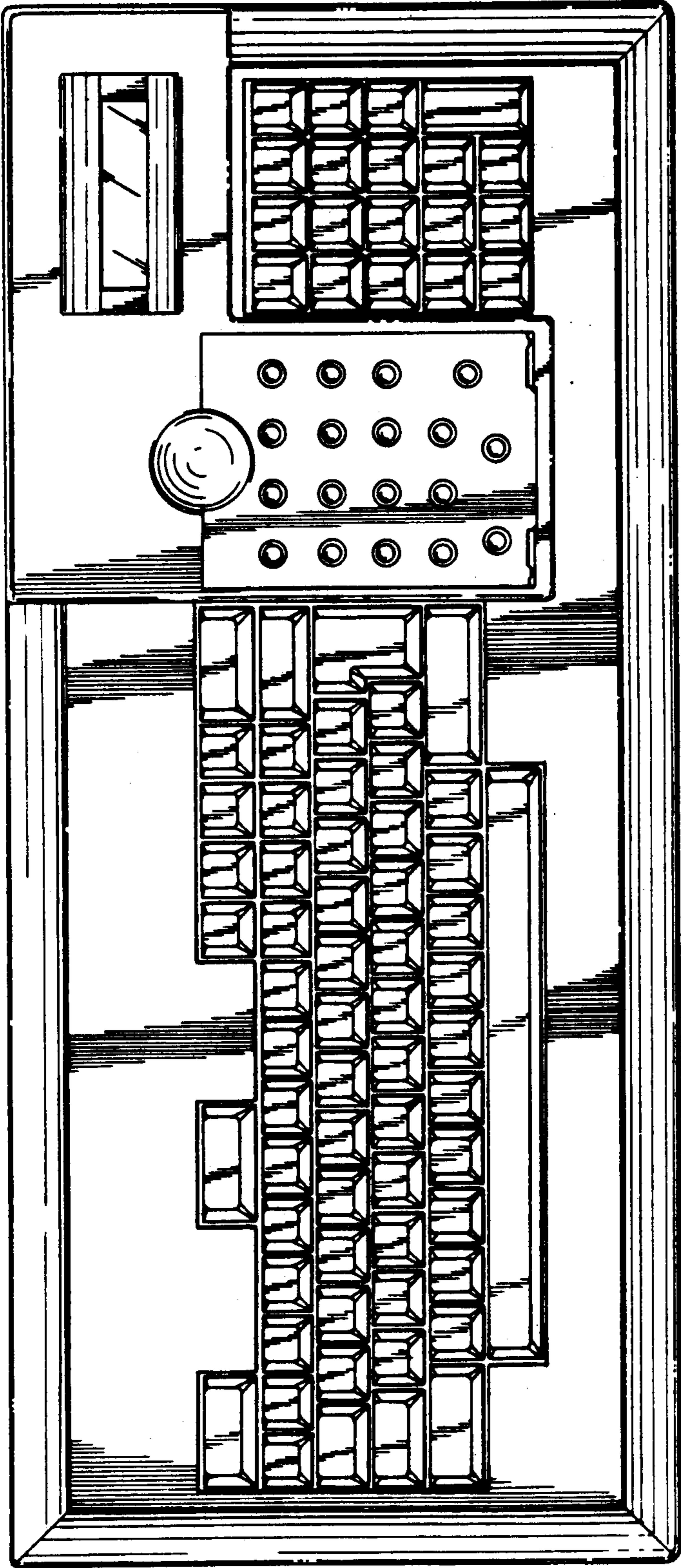


FIG. 3.

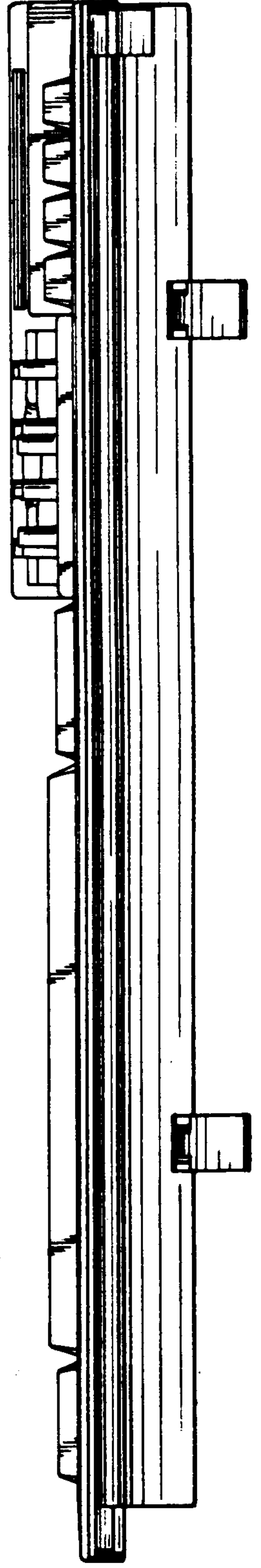


FIG. 4.




FIG. 5.

