

[54] **SNOW SLED FOR PASSENGERS**

[76] **Inventor: Steven A. Dunbar, 4351 S. Swingle Rd., Casper, Wyo. 82604**

[**] **Term: 14 Years**

[21] **Appl. No.: 292,520**

[22] **Filed: Dec. 30, 1988**

[52] **U.S. Cl. D12/11; D12/10**

[58] **Field of Search D12/11, 6, 9, 10; 280/17, 18, 19**

[56] **References Cited**

U.S. PATENT DOCUMENTS

D. 218,464	8/1970	Marois	D12/10
D. 220,619	4/1971	Rowley	D12/10
D. 224,908	10/1972	MacKeen	D12/9
D. 271,007	10/1983	Skillius	D12/10
D. 279,361	6/1985	Peckels et al.	D12/6
D. 281,060	10/1985	Appel	D12/10

FOREIGN PATENT DOCUMENTS

1321052 2/1963 France 280/18

Primary Examiner—James M. Gandy
Assistant Examiner—Melody N. Brown
Attorney, Agent, or Firm—Workman Nydegger Jensen

[57] **CLAIM**

The ornamental design for a snow sled for passengers, as shown.

DESCRIPTION

FIG. 1 is a perspective view of a snow sled for passengers showing my new design.

FIG. 2 is a top plan view thereof.

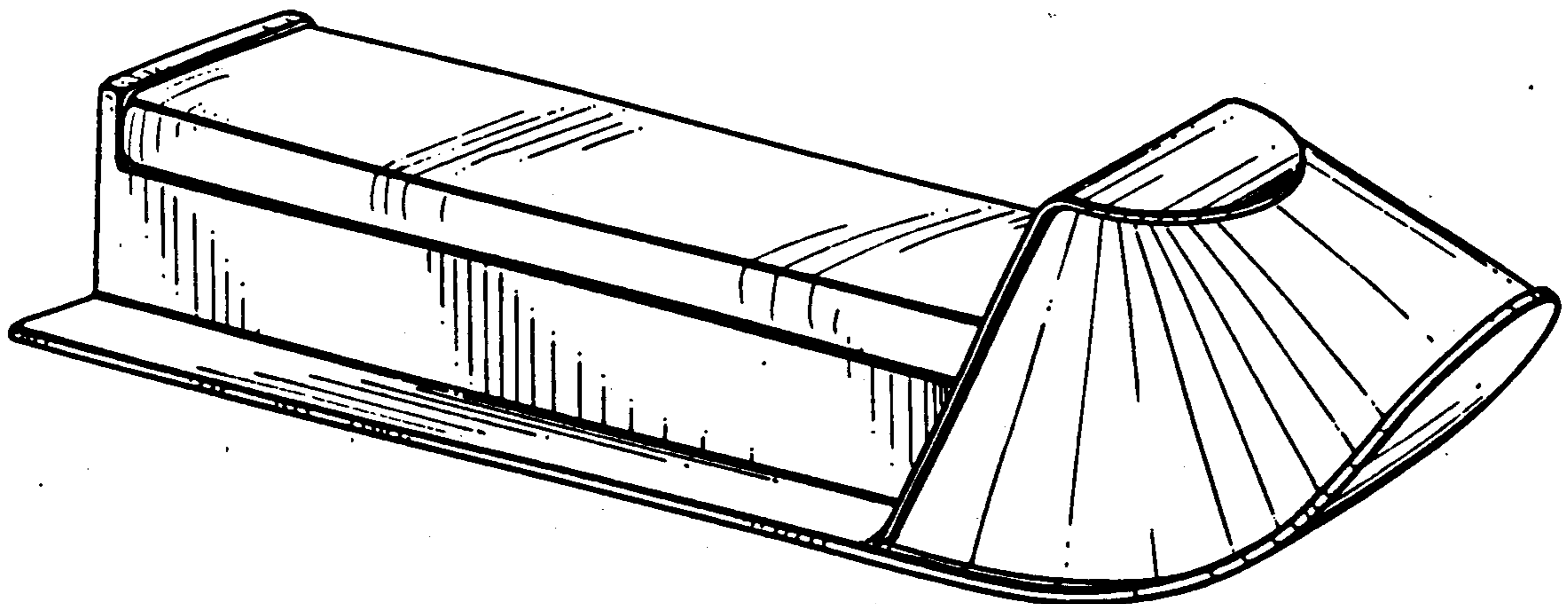
FIG. 3 is a rear elevational view thereof.

FIG. 4 is a right side elevational view thereof.

FIG. 5 is a front elevational view thereof.

FIG. 6 is a bottom plan view thereof.

FIG. 7 is a left side elevational view thereof.



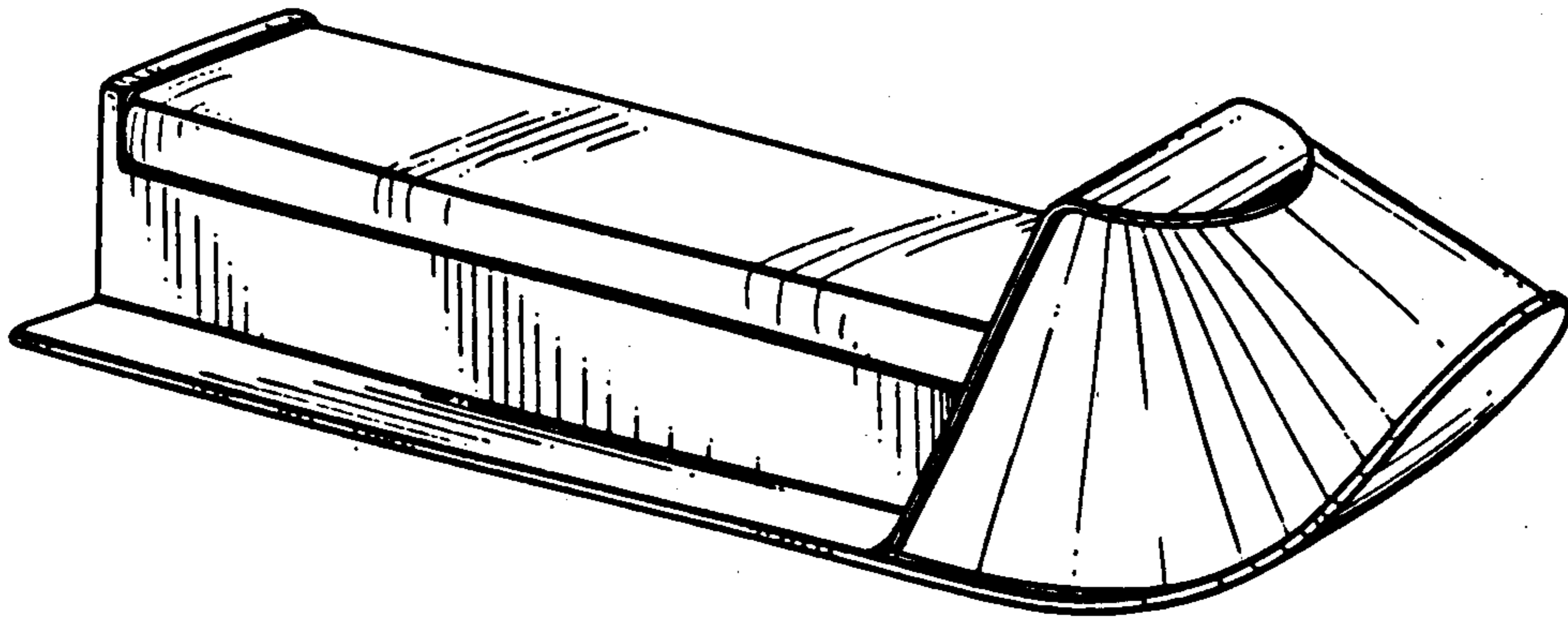


FIG. 1




FIG. 2

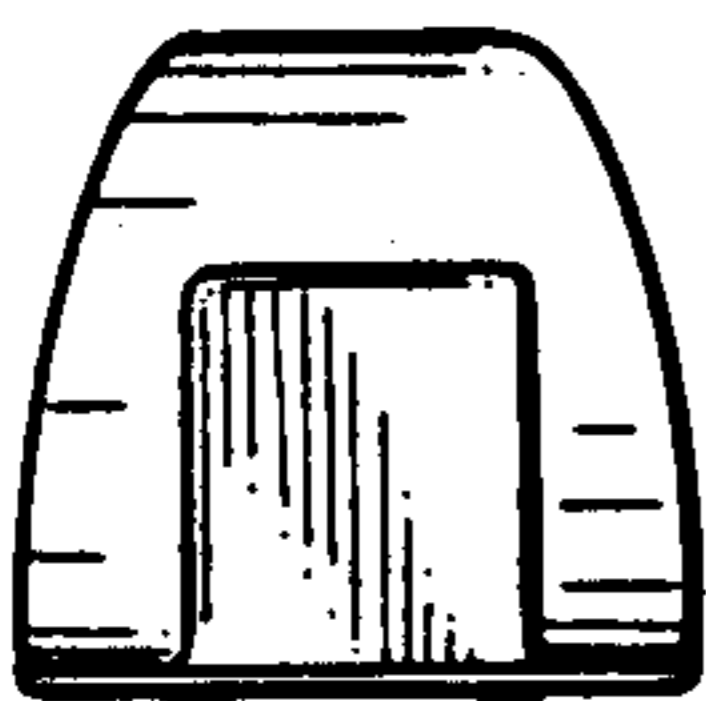


FIG. 3

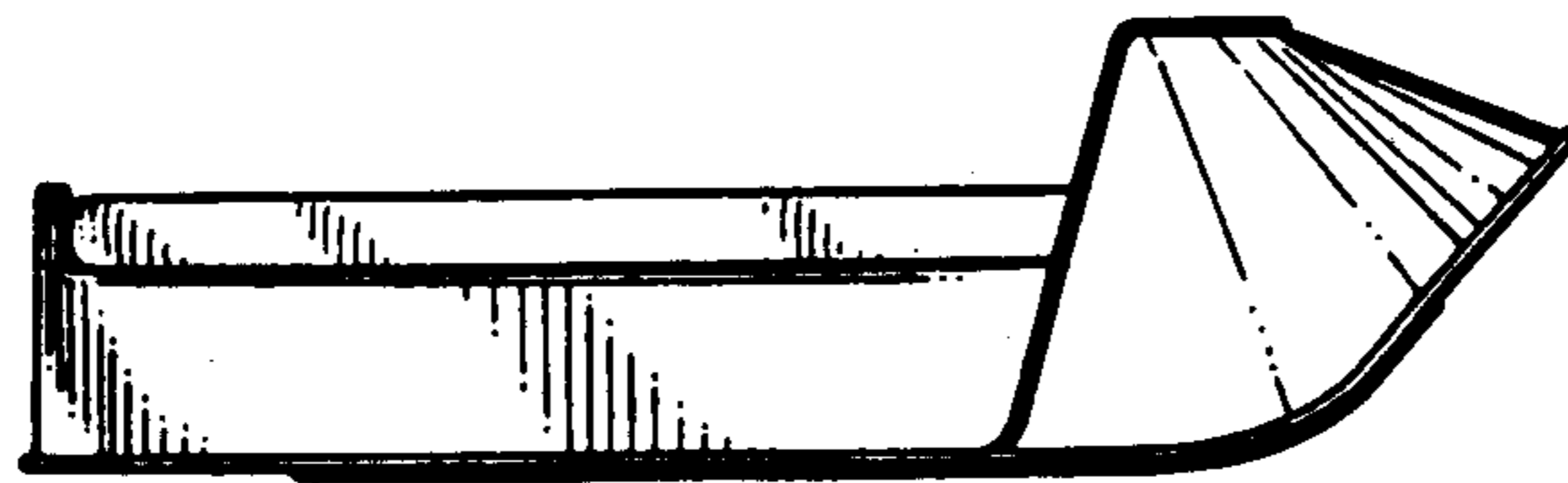


FIG. 4




FIG. 5




FIG. 6

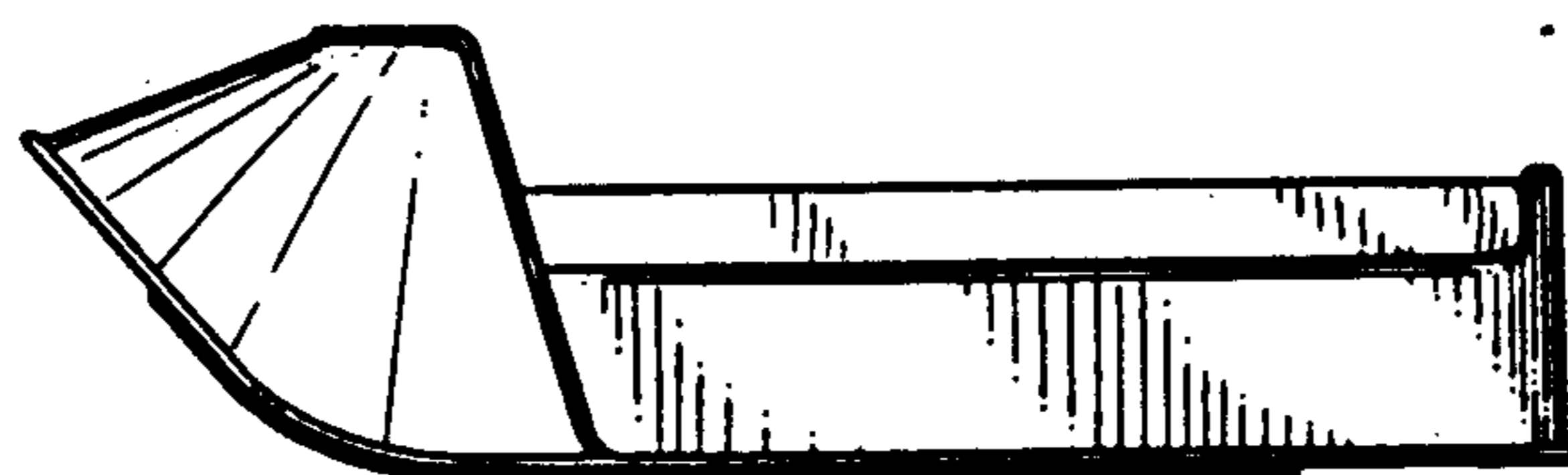


FIG. 7