

[54] **MULTIFUNCTIONAL WRISTWATCH**

[76] **Inventor: J. Marc Lambert, 111, Terrasse Pelletier, Lavaltrie, Quebec, Canada, JOK 1H0**

[**] **Term: 14 Years**

[21] **Appl. No.: 225,948**

[22] **Filed: Jul. 29, 1988**

[52] **U.S. Cl. D10/30**

[58] **Field of Search D10/14, 30, 31, 32, D10/38, 39, 52, 55, 57, 67, 68, 74, 122, 123, 124; 368/10, 14, 49, 50, 51, 77, 223, 228, 232, 238, 276, 278, 280, 281, 282, 283, 285**

[56] **References Cited**

U.S. PATENT DOCUMENTS

D. 79,292	8/1929	Gruen	D10/30 X
D. 79,293	8/1929	Gruen	D10/30 X
D. 256,561	8/1980	Muramatsu	D10/39
D. 258,120	2/1981	Muramatsu	D10/39
D. 288,668	3/1987	Flury	D10/68 X
D. 311,693	10/1990	Woomer	D10/39
1,954,249	4/1934	Kehl	D10/39
2,177,234	10/1939	Walser	D10/39

4,466,285 8/1984 Allemano 368/281 X

FOREIGN PATENT DOCUMENTS

20676	2/1982	Japan	368/228
66177	4/1985	Japan	D10/125 X
183000	3/1936	Switzerland	D10/125 X
216464	8/1941	Switzerland	368/232

OTHER PUBLICATIONS

Hong Kong Enterprise, FL-501, 11/1987, p. 339.

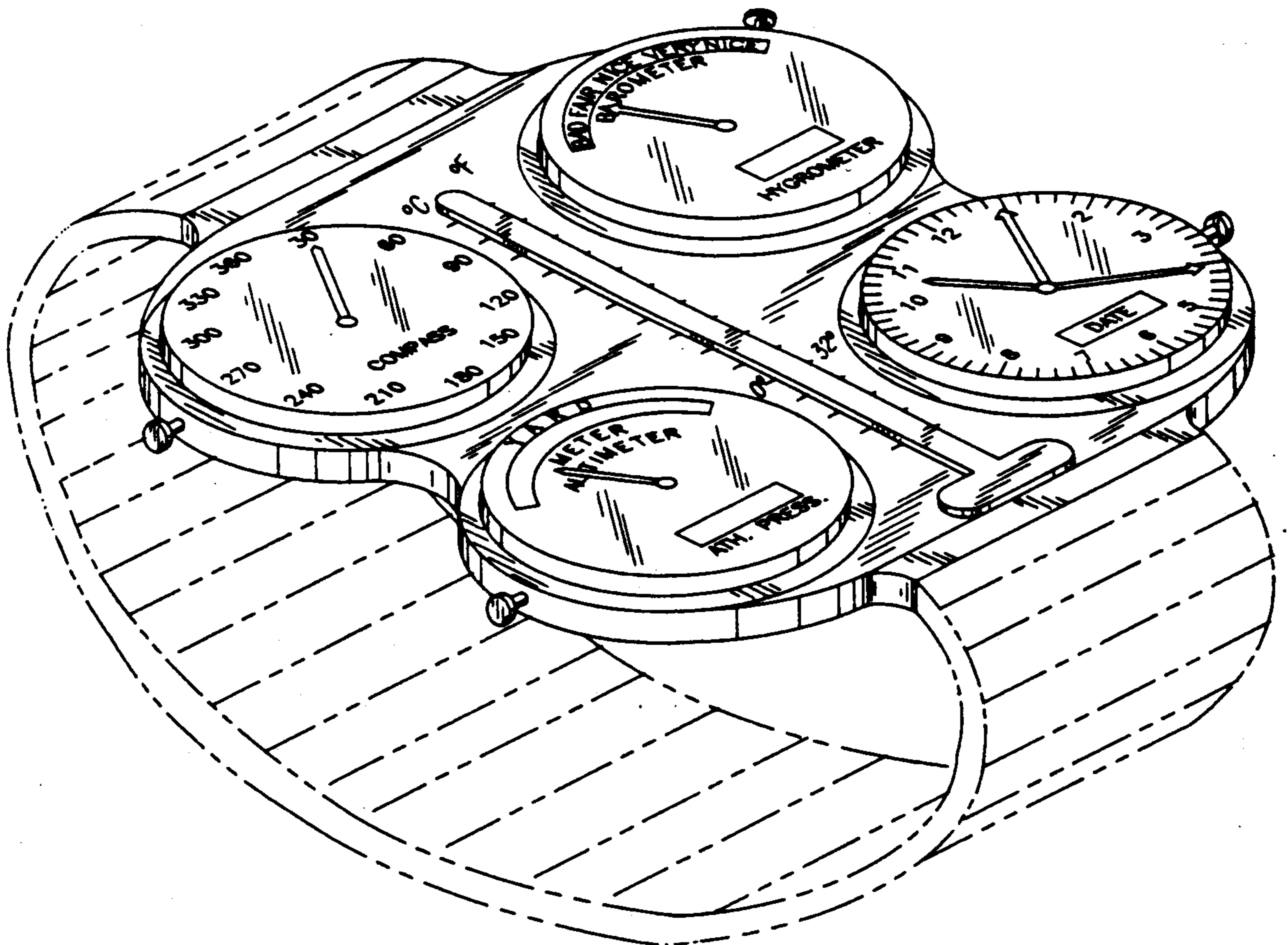
Primary Examiner—Nelson C. Holtje
Assistant Examiner—Antoine D. Davis
Attorney, Agent, or Firm—Norman B. Rainer

[57] **CLAIM**

The ornamental design for a multifunctional wristwatch, as shown and described.

DESCRIPTION

FIG. 1 is a top, front and right side perspective view of a multifunctional watch showing my new design, the dotted or broken line showing of a watch band is environmental only and forms no part of the claimed design; FIG. 2 is a top plan view; FIG. 3 is a bottom plan view; and FIG. 4 is a left side elevational view thereof.



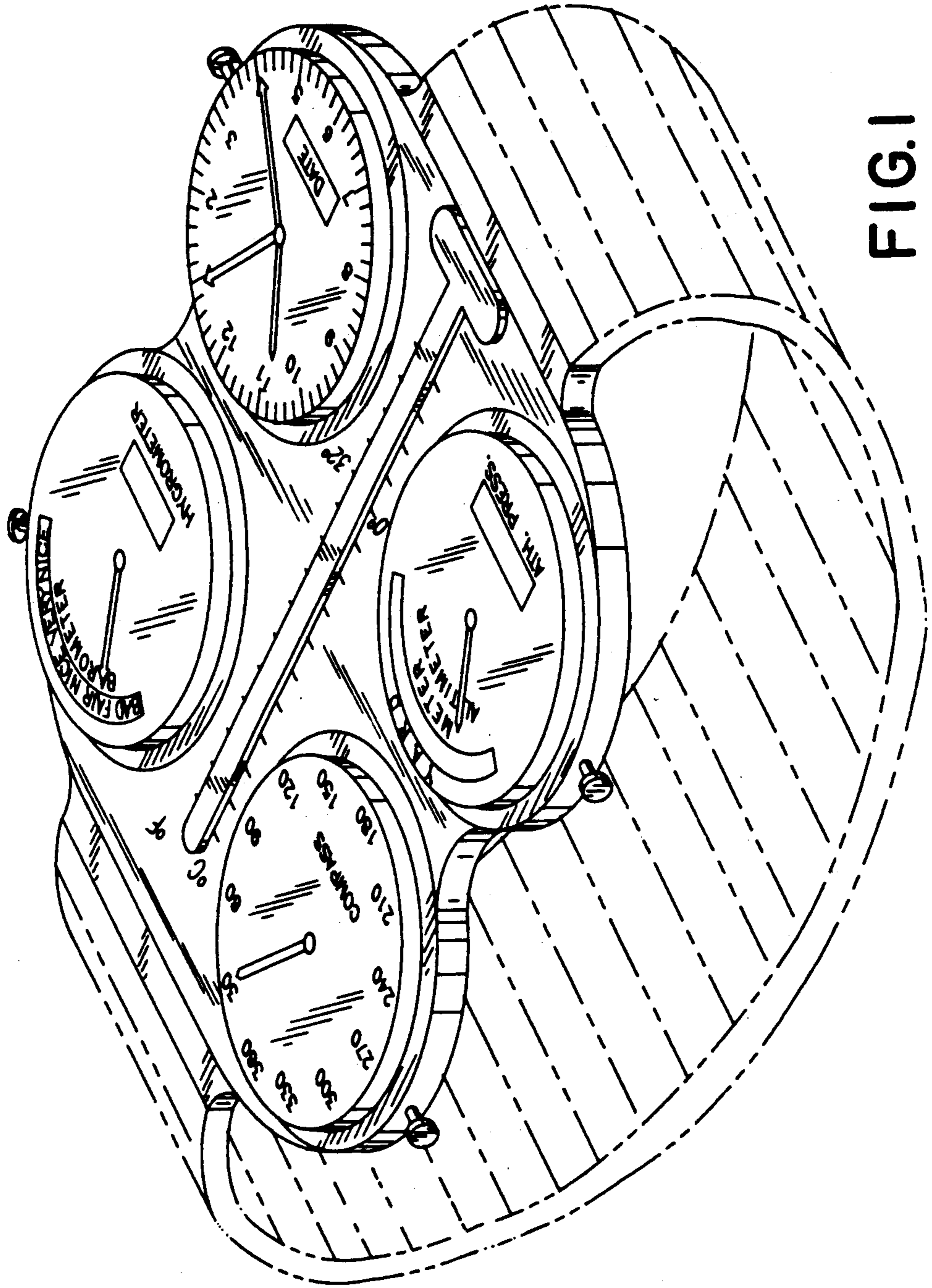


FIG. 1

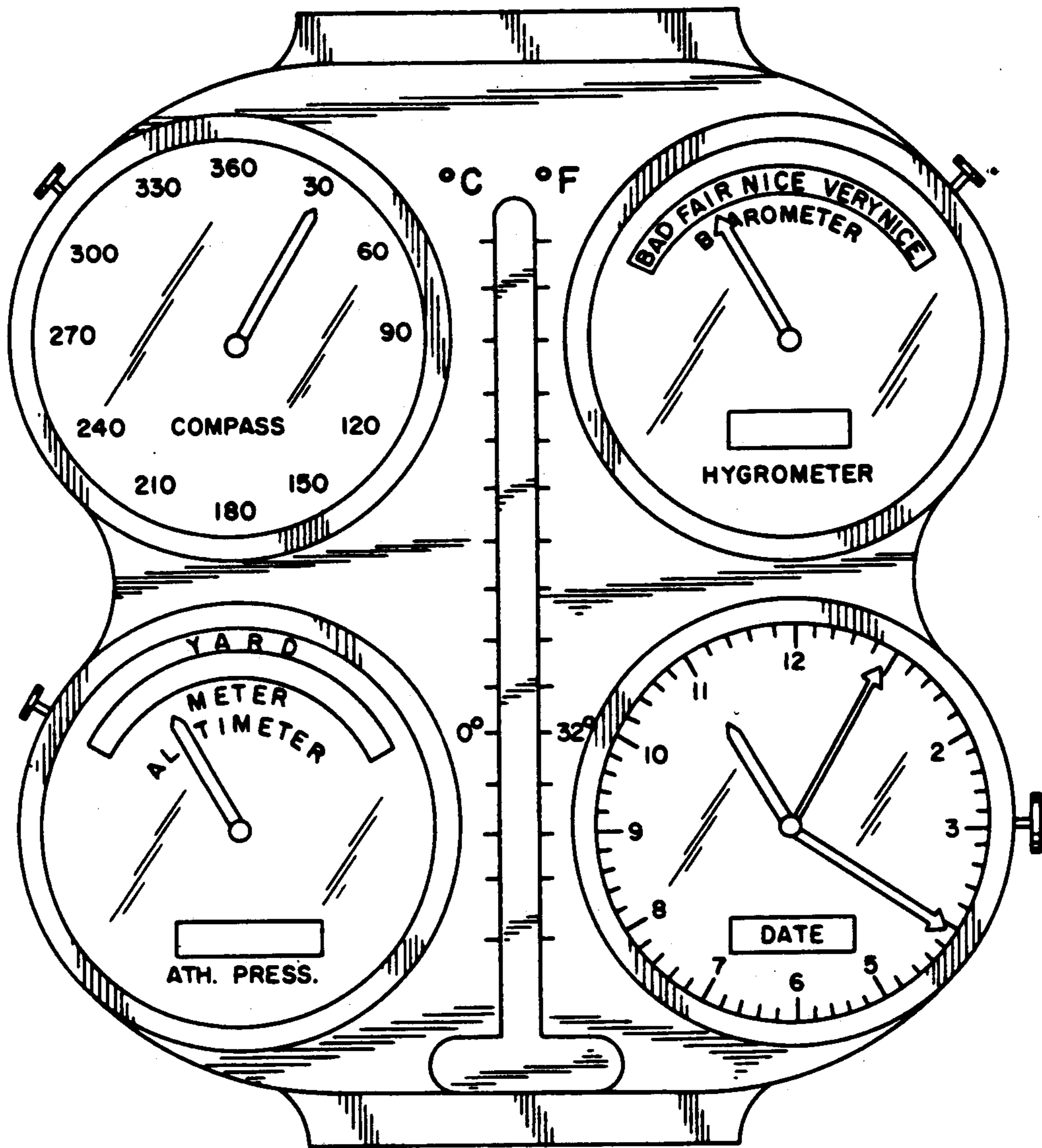


FIG. 2

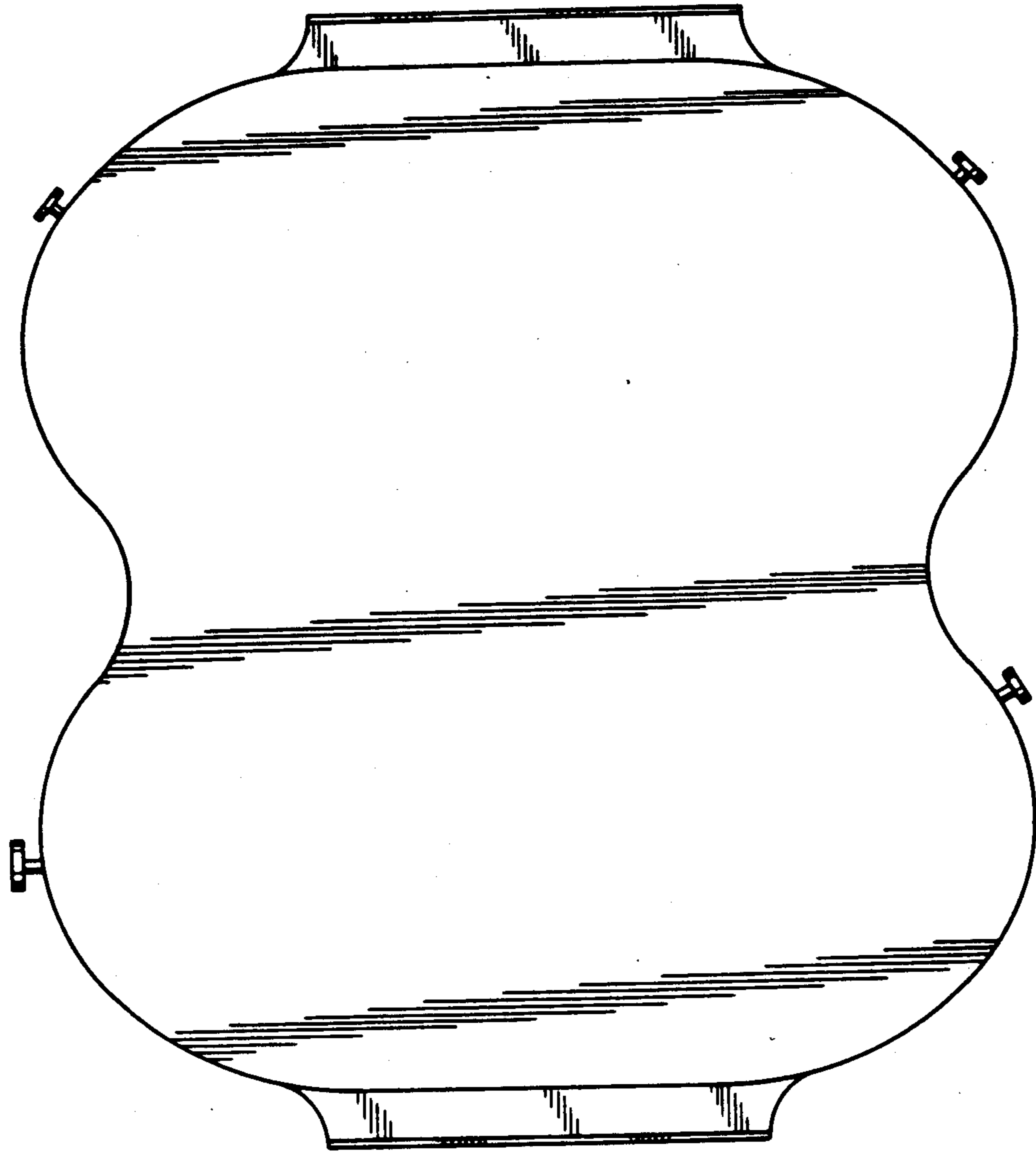


FIG. 3

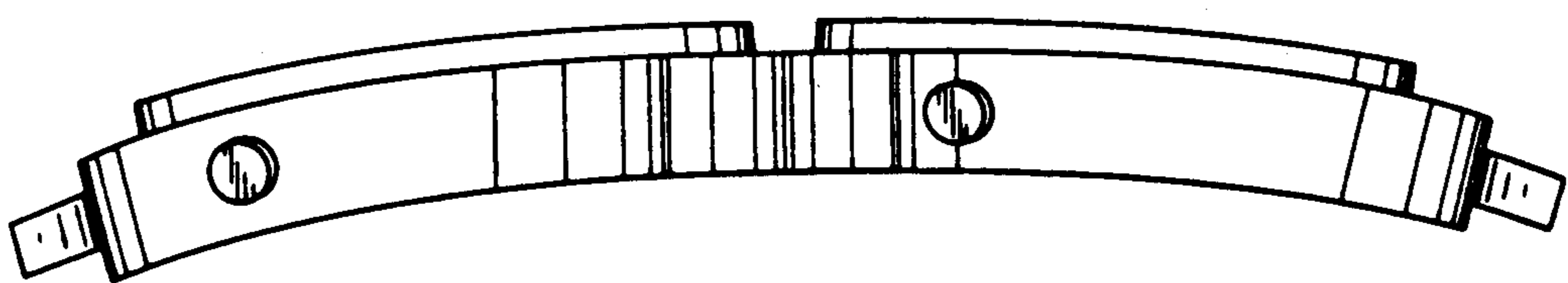


FIG. 4