

[54] **ROLLER BOTTLE**

[75] **Inventors:** Jonathan M. Serkes, Oak View;
William L. Foschaar, Mariposa, both
of Calif.

[73] **Assignee:** In Vitro Scientific Products, Inc.,
Ventura, Calif.

[**] **Term:** 14 Years

[21] **Appl. No.:** 560,893

[22] **Filed:** Jul. 31, 1990

Related U.S. Application Data

[63] Continuation of Ser. No. 201,429, Jun. 2, 1988, which is
a continuation-in-part of Ser. No. 130,740, Dec. 9,
1987, Pat. No. 4,824,787.

[52] **U.S. Cl.** D9/396; D9/301;
D24/121; D24/224

[58] **Field of Search** D9/390-399,
D9/410, 411, 301, 355, 351, 350; D24/8, 56;
215/1 R, 1 C; 435/285, 296, 284, 286

[56] **References Cited**

U.S. PATENT DOCUMENTS

D. 97,478	11/1935	Fuerst	D9/397
D. 115,415	6/1939	Lloyd	D9/411
D. 229,034	11/1973	Miller	D9/301
3,162,327	12/1964	Bennett	215/1 C X
4,024,975	5/1977	Uhlig	215/1 C
4,178,976	12/1979	Weiler et al.	215/1 C X
4,238,568	12/1980	Lynn	435/285
4,317,886	3/1982	Johnson et al.	435/285

4,330,216	5/1982	Johnson	435/285 X
4,717,668	1/1988	Keilman et al.	435/296
4,810,652	3/1989	Witt	435/296
4,912,048	3/1990	Smith et al.	435/296

FOREIGN PATENT DOCUMENTS

1191951	8/1959	France	.
8604085	7/1986	PCT Int'l Appl.	.

OTHER PUBLICATIONS

Breakthrough in Bellow Design Literature, copyright
1987, bottle #2.

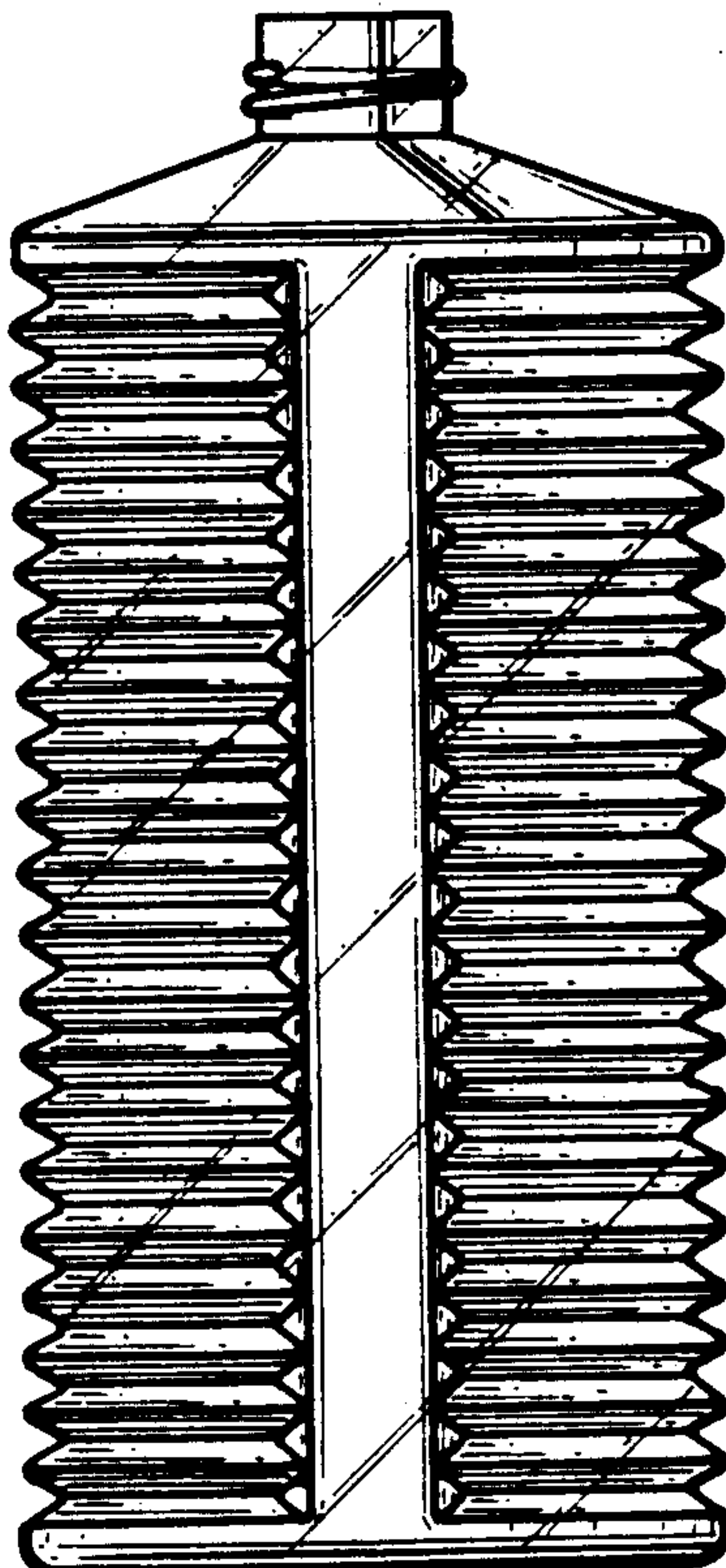
Primary Examiner—Melvin B. Feifer
Assistant Examiner—Lucy Lieberman
Attorney, Agent, or Firm—Marvin E. Jacobs

[57] **CLAIM**

The ornamental design for a roller bottle, as shown and
described.

DESCRIPTION

FIG. 1 is a perspective view of a roller bottle showing
our new design;
FIG. 2 is a front view in elevation of the roller bottle of
FIG. 1;
FIG. 3 is a right side view in elevation of the roller
bottle of FIG. 1, the left side view being identical
thereto;
FIG. 4 is a rear view in elevation of the roller bottle of
FIG. 1;
FIG. 5 is a top plan view of FIG. 1;
FIG. 6 is a bottom plan view of FIG. 1; and
FIG. 7 is a perspective view of an alternate embodiment
of the roller bottle.



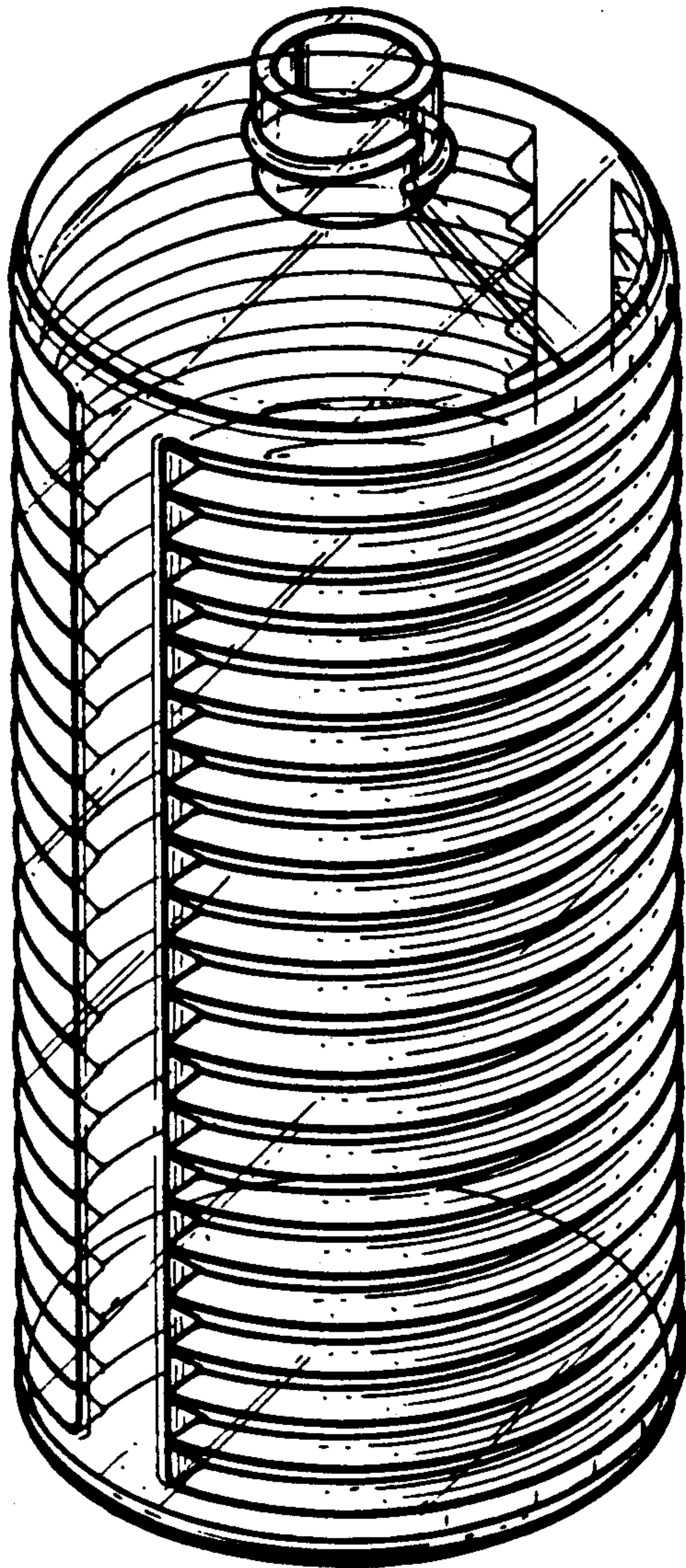


Fig. 1.

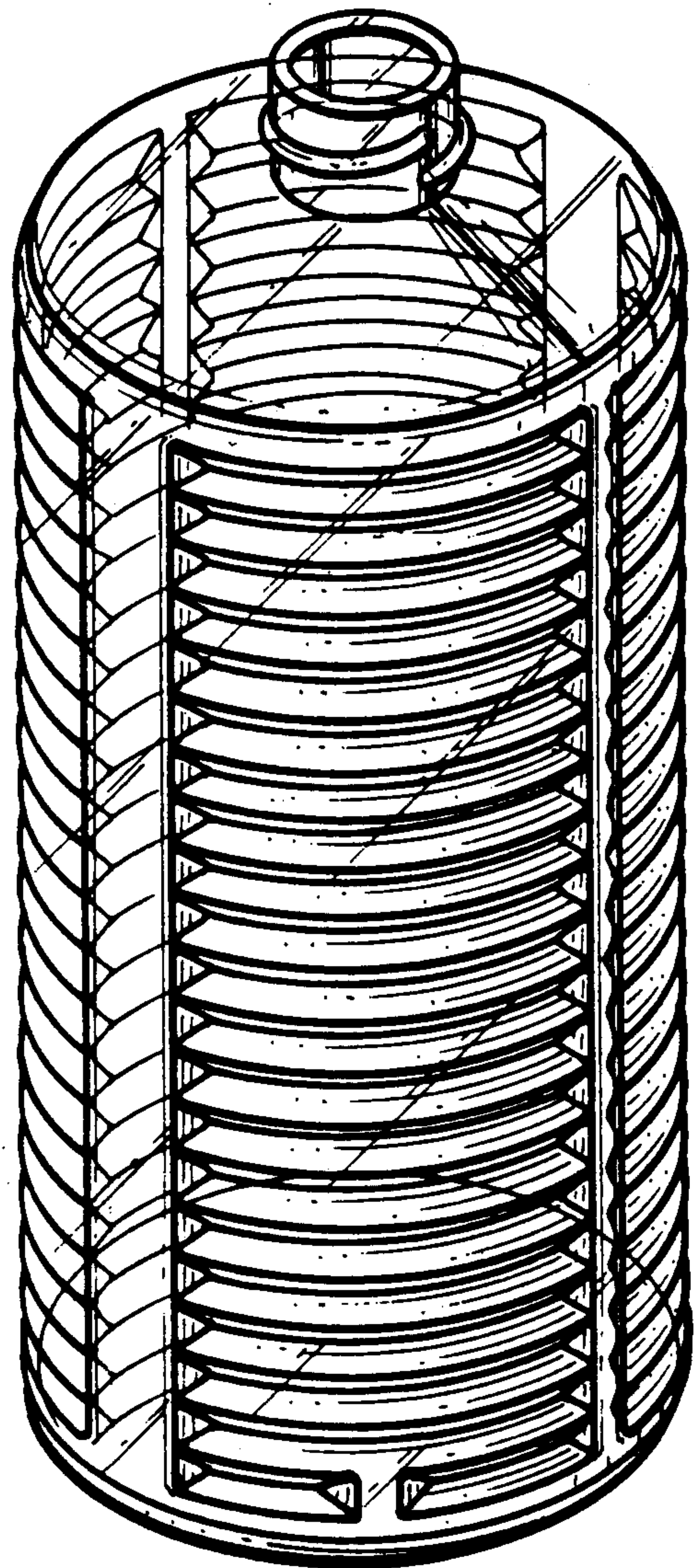


Fig. 7.




Fig. 2.

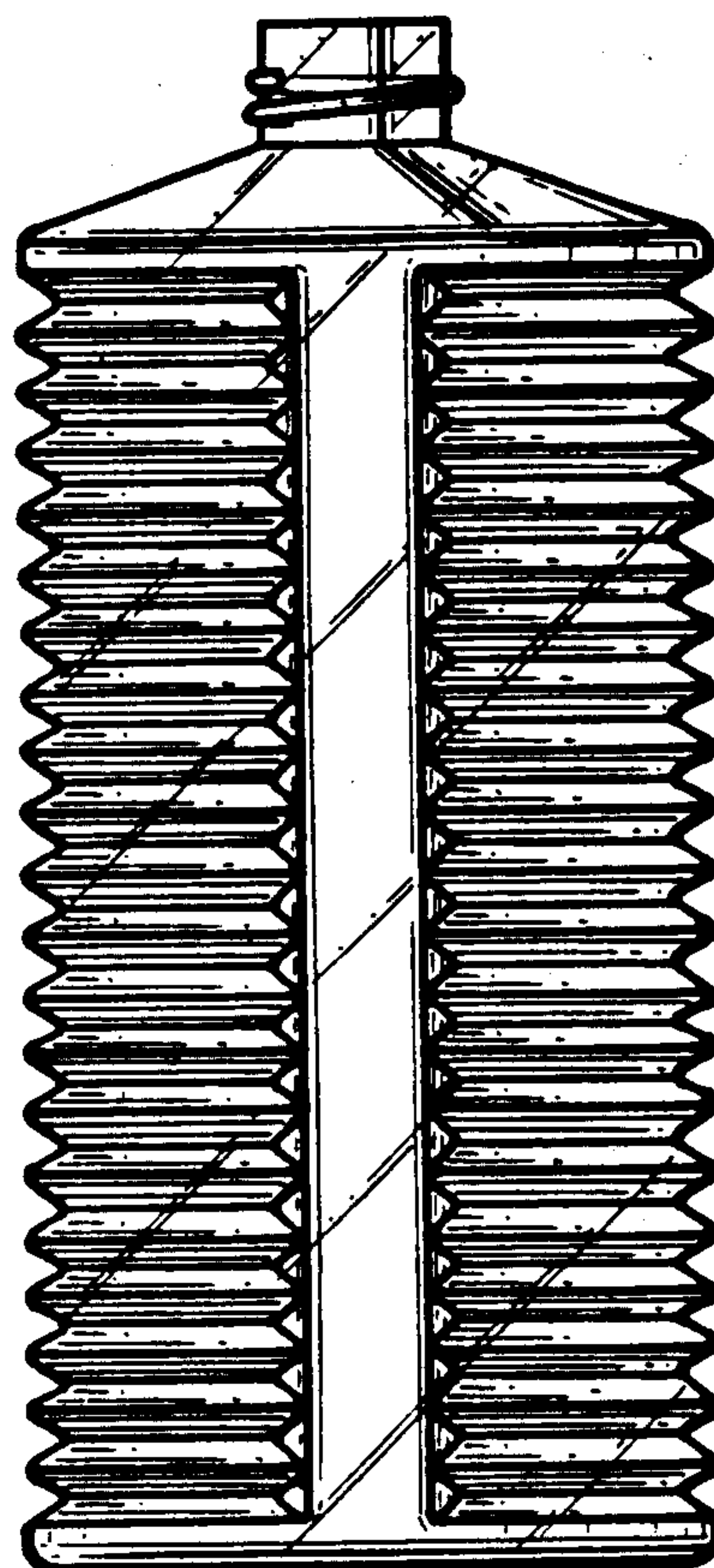


Fig. 3.




Fig. 4.

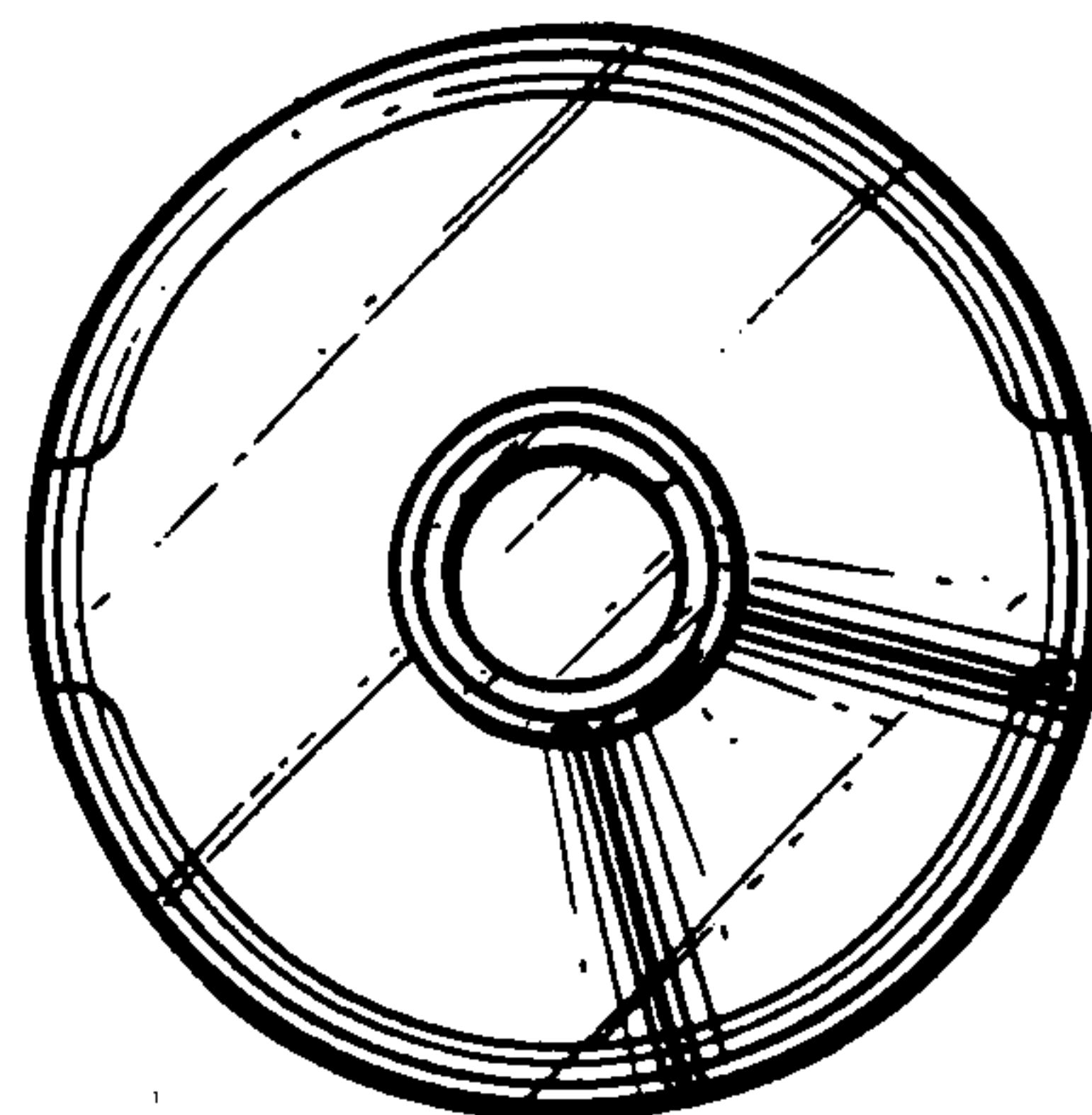


Fig. 5.

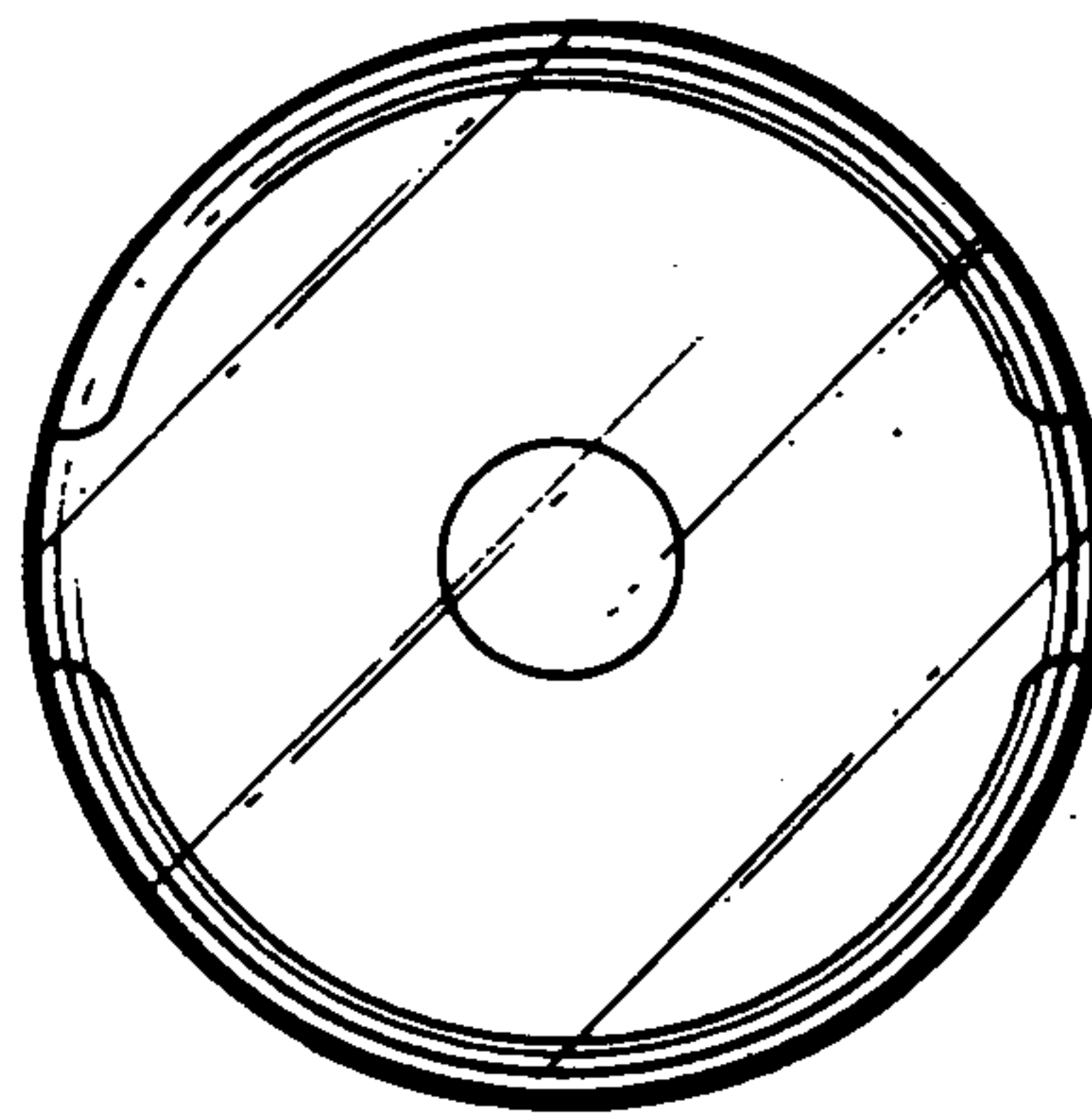


Fig. 6.