

[54] GARMENT BAG SUPPORT HOOK

[75] Inventors: Terry Oltrogge; William L. King, both of Denver, Colo.

[73] Assignee: Samsonite Corporation, Denver, Colo.

[**] Term: 14 Years

[21] Appl. No.: 313,777

[22] Filed: Feb. 22, 1989

[52] U.S. Cl. D8/367; D3/30.1; D8/300; D8/315

[58] Field of Search D8/367, 107, 300, 303, D8/307, 313, 321; D6/315, 320, 323, 325, 328; D9/434; D3/5, 6, 7, 10, 12

[56] References Cited

U.S. PATENT DOCUMENTS

D. 80,357	1/1930	Burnes	D3/7 X
D. 139,626	12/1944	Comp	D8/367
D. 202,309	8/1965	Simpson	D9/434 X
D. 214,417	6/1969	Cleland	D8/307
D. 215,276	9/1969	Spargo	D8/307
D. 236,579	9/1975	Morhack	D8/107 X
D. 266,488	10/1982	Marshall	D9/434

D. 267,520	1/1983	Main	D3/30.1
D. 272,234	1/1984	Hayes	D9/434
D. 290,935	7/1987	Williams	D8/315 X
D. 293,388	12/1987	Susan	D3/12
D. 295,727	5/1988	Clarke	D9/434
D. 306,142	2/1990	Dye	D9/434
2,448,894	9/1948	Laus	D9/434
3,093,402	6/1963	Sisson	D3/7 X
3,558,038	1/1971	Gelles et al.	D9/434 X
4,004,722	1/1977	Olivier	D8/315 X
4,458,933	7/1984	Thomas	D3/30.1 X

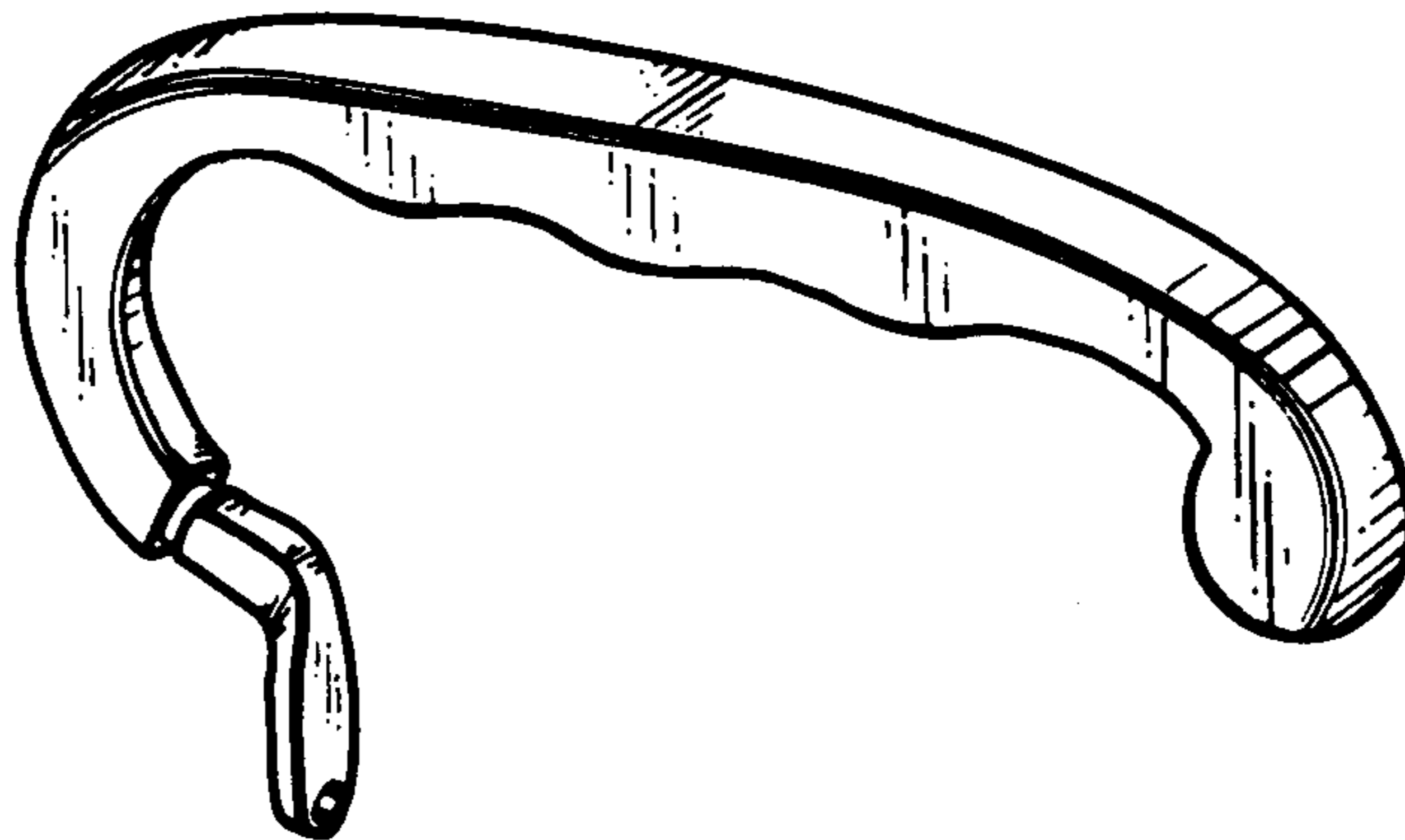
Primary Examiner—Horace B. Fay
Attorney, Agent, or Firm—Gregory W. O'Connor

[57] CLAIM

The ornamental design for a garment bag support hook, as shown and described.

DESCRIPTION

FIG. 1 is a left side, top and front perspective view of a garment bag support hook showing our new design; FIGS. 2 and 3 are respectively left and right side elevational views thereof; FIG. 4 is a rear elevational view thereof; and FIGS. 5 and 6 are respectively top and bottom plan views.



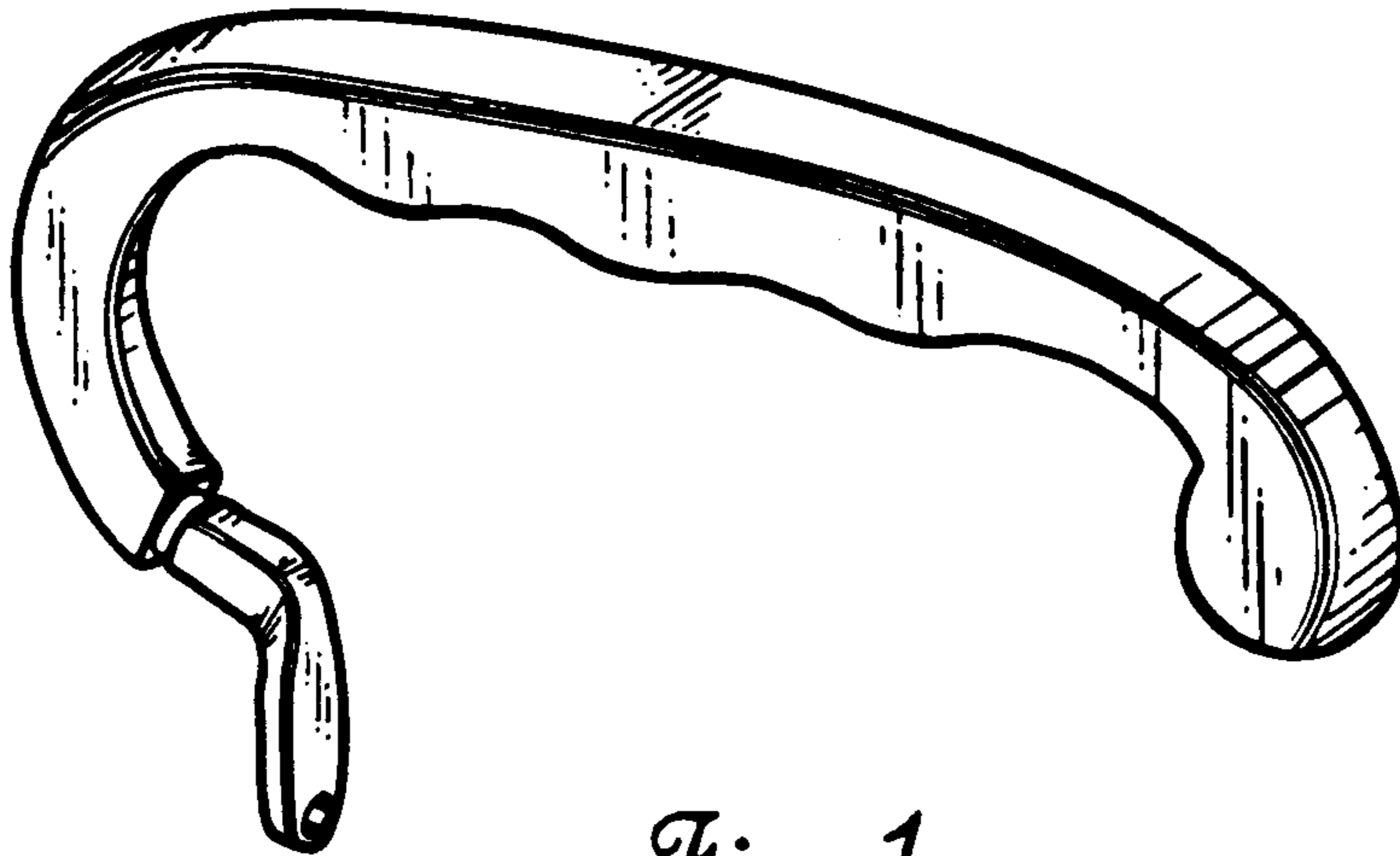


Fig. 1

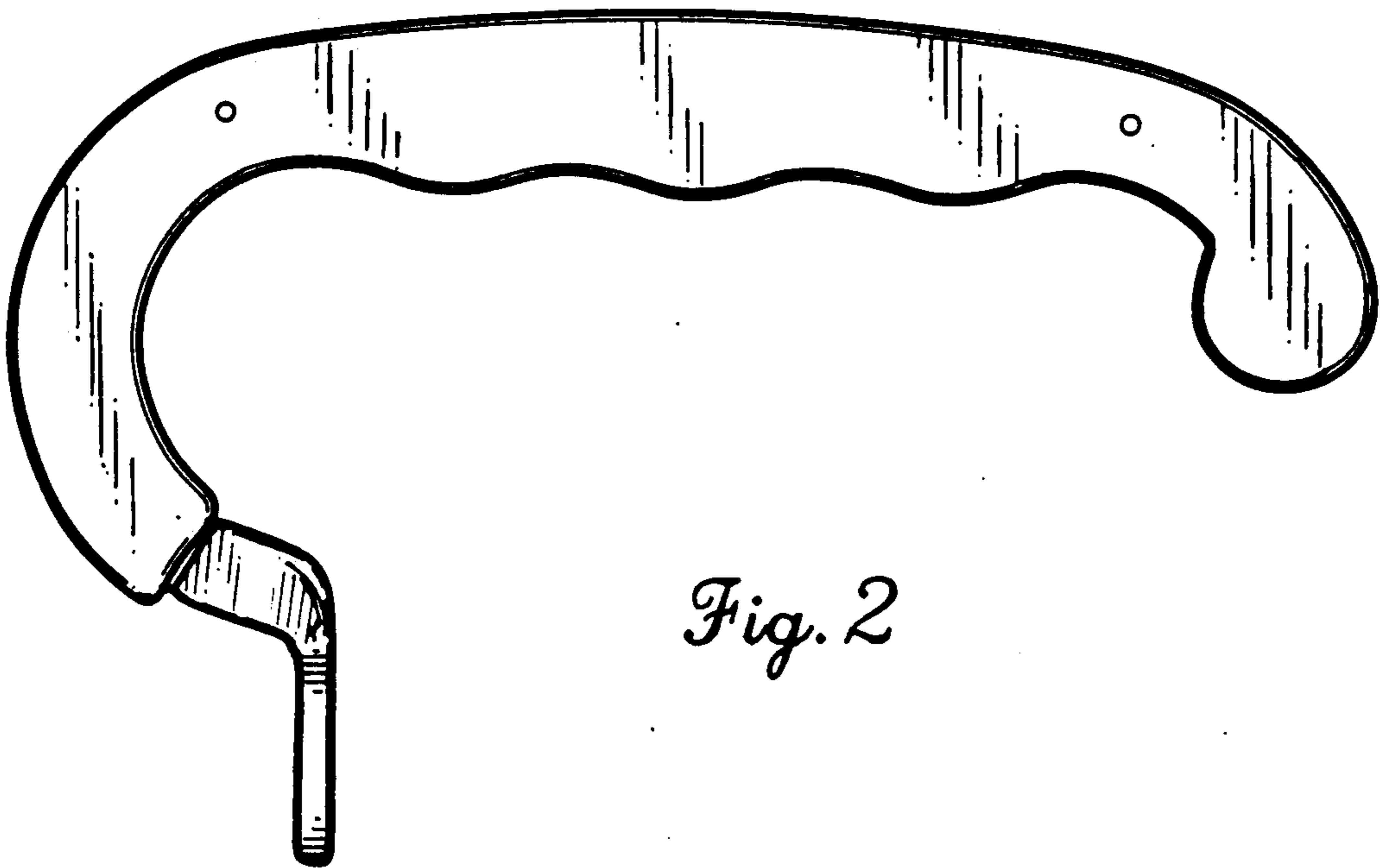


Fig. 2

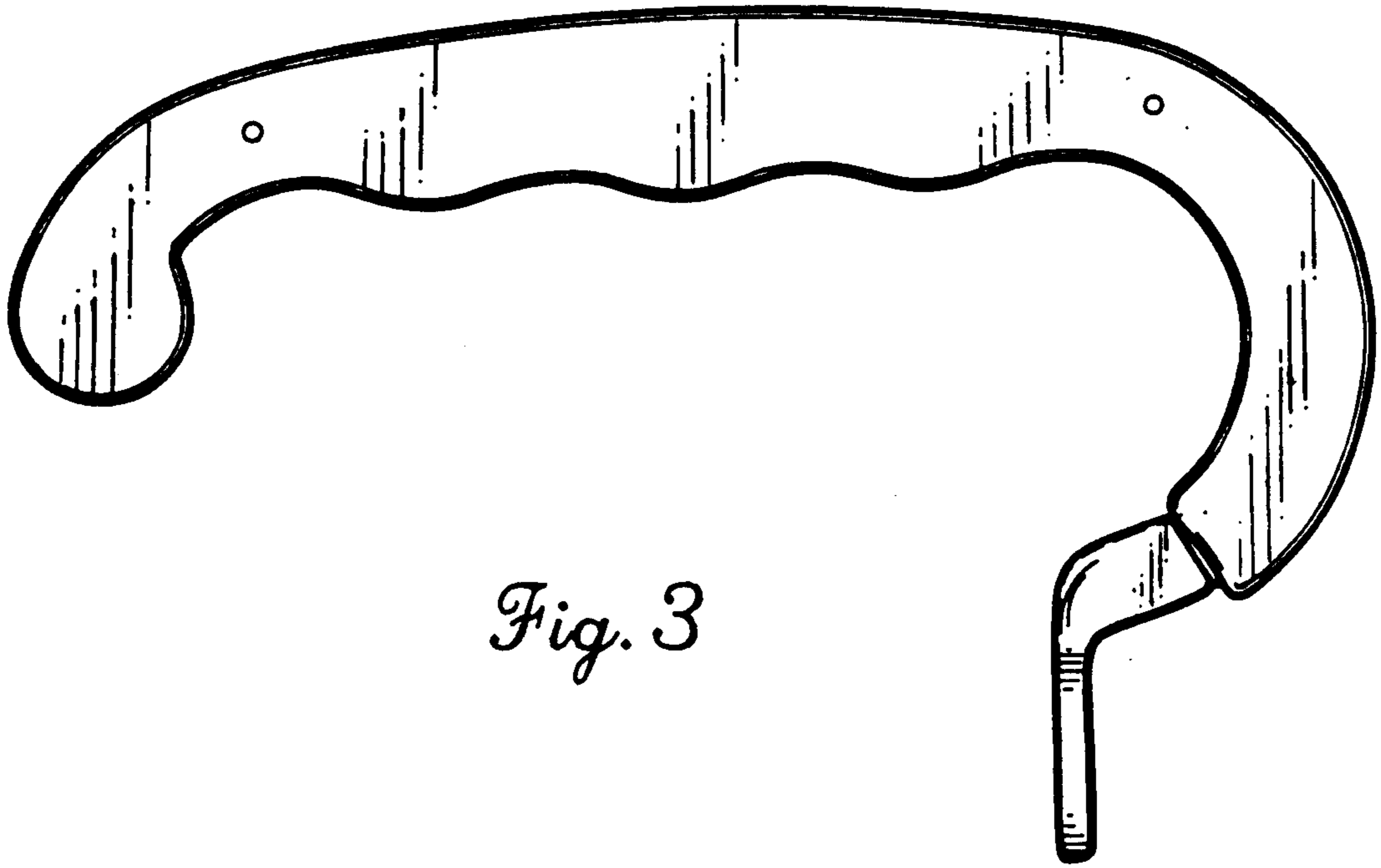


Fig. 3

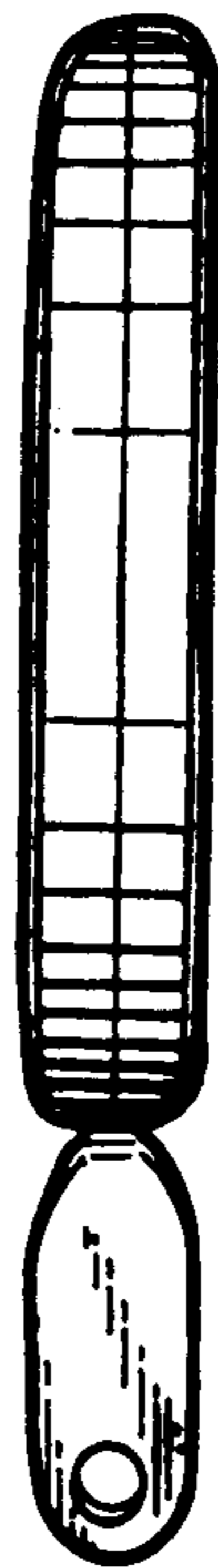


Fig. 4



Fig. 5



Fig. 6