

**United States Patent** [19]  
**Evenson**

[11] **Patent Number: Des. 318,786**  
[45] **Date of Patent: \*\* Aug. 6, 1991**

[54] **WALL MOUNTED HOLDER FOR THE ARM  
OF A COPY STAND OR THE LIKE**

[75] **Inventor: Mel Evenson, San Pedro, Calif.**

[73] **Assignee: Eldon Industries, Inc., Inglewood,  
Calif.**

[\*\*] **Term: 14 Years**

[21] **Appl. No.: 907,090**

[22] **Filed: Sep. 15, 1986**

[52] **U.S. Cl. .... D8/373**

[58] **Field of Search .... D8/349, 354, 373, 374,  
D8/380; 248/441.1, 442.2, 447, 447.1, 682, 686,  
688, 534, 535**

[56] **References Cited**

**U.S. PATENT DOCUMENTS**

1,135,752 4/1915 Balaban ..... 248/441.1  
1,152,530 9/1915 Madden ..... 248/682

4,568,052 2/1986 Solomon et al. .... 248/447 X  
4,569,498 2/1986 Ermanski ..... 248/447.1 X

*Primary Examiner—Susan J. Lucas*  
*Assistant Examiner—M. H. Tung*

[57] **CLAIM**

The ornamental design for a wall mounted holder for the arm of a copy stand or the like, as shown and described.

**DESCRIPTION**

FIG. 1 is a front elevational view of a wall mounted holder for the arm of a copy stand or the like showing my new design;


FIG. 2 is a rear elevational view thereof;

FIG. 3 is a right side elevational view thereof, the left side being a mirror image;

FIG. 4 is a top plan view thereof; and

FIG. 5 is a bottom plan view thereof.

The broken lines are shown for illustrative purposes only and form no part of the claimed design.






FIG. 1.

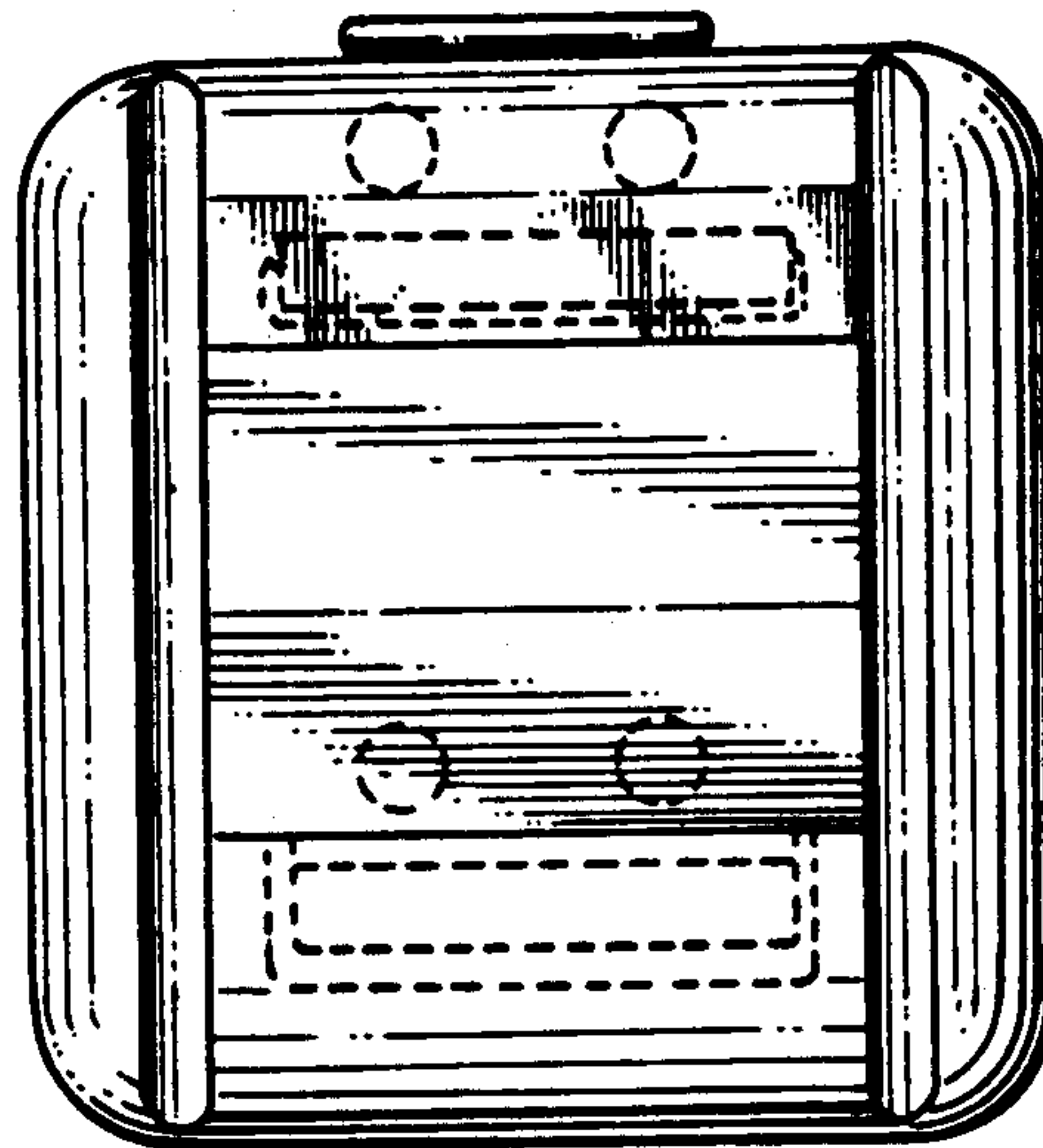


FIG. 2.

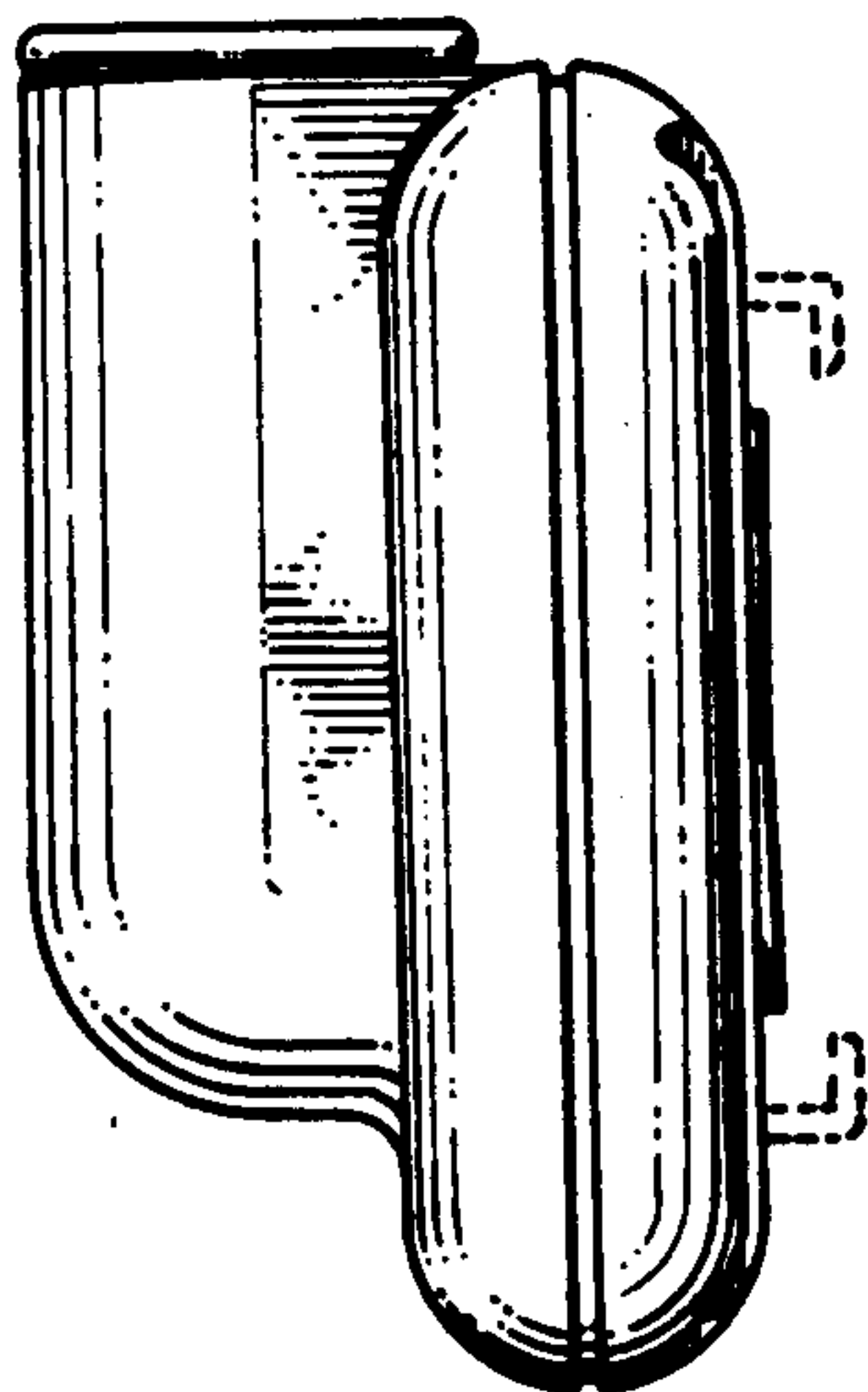


FIG. 3.




FIG. 4.




FIG. 5.