

[54] TOILET TISSUE HOLDER

[76] Inventor: J. Paul Grisel, 8236 E. 71st St., Suite 199, Tulsa, Okla. 74136

[\*\*] Term: 14 Years

[21] Appl. No.: 370,578

[22] Filed: Jun. 23, 1989

[52] U.S. Cl. .... D6/523

[58] Field of Search ..... D6/512-513, D6/518, 522-523, 315; 242/55.2; 211/113, 115, 13

[56] References Cited

U.S. PATENT DOCUMENTS

- D. 227,212 6/1973 Graham ..... D6/519
- D. 229,775 1/1974 Carroll ..... D6/522
- D. 230,627 3/1974 Carroll ..... D6/522
- 316,228 4/1885 Blackman .
- 416,842 12/1889 Johnson ..... D6/523 X
- 425,033 4/1890 Hicks .
- 462,310 11/1891 Gardner .
- 725,426 4/1903 Eccleston .
- 2,244,804 6/1941 Robinson ..... 242/55.2
- 3,007,177 11/1961 Jackson et al. .... 4/1
- 3,412,911 11/1968 Eshelman .

- 3,537,625 11/1970 Nuttall ..... 211/113
- 4,474,298 10/1984 Bishop ..... 211/113 X

FOREIGN PATENT DOCUMENTS

- 185638 9/1887 France ..... 242/55.2
- 461401 12/1913 France .

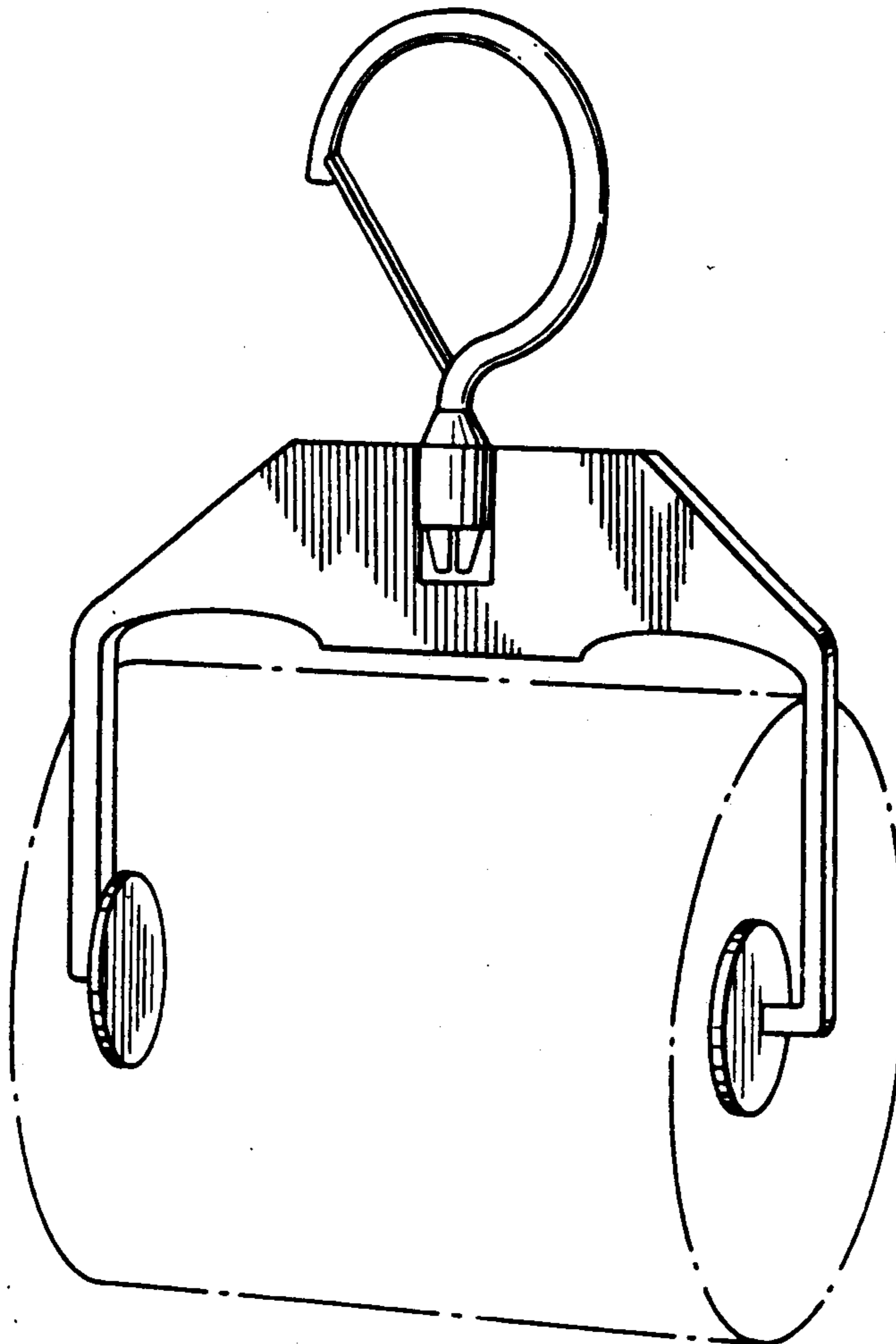
Primary Examiner—Susan J. Lucas  
Assistant Examiner—Brian N. Vinson  
Attorney, Agent, or Firm—Vorys, Sater, Seymour & Pease

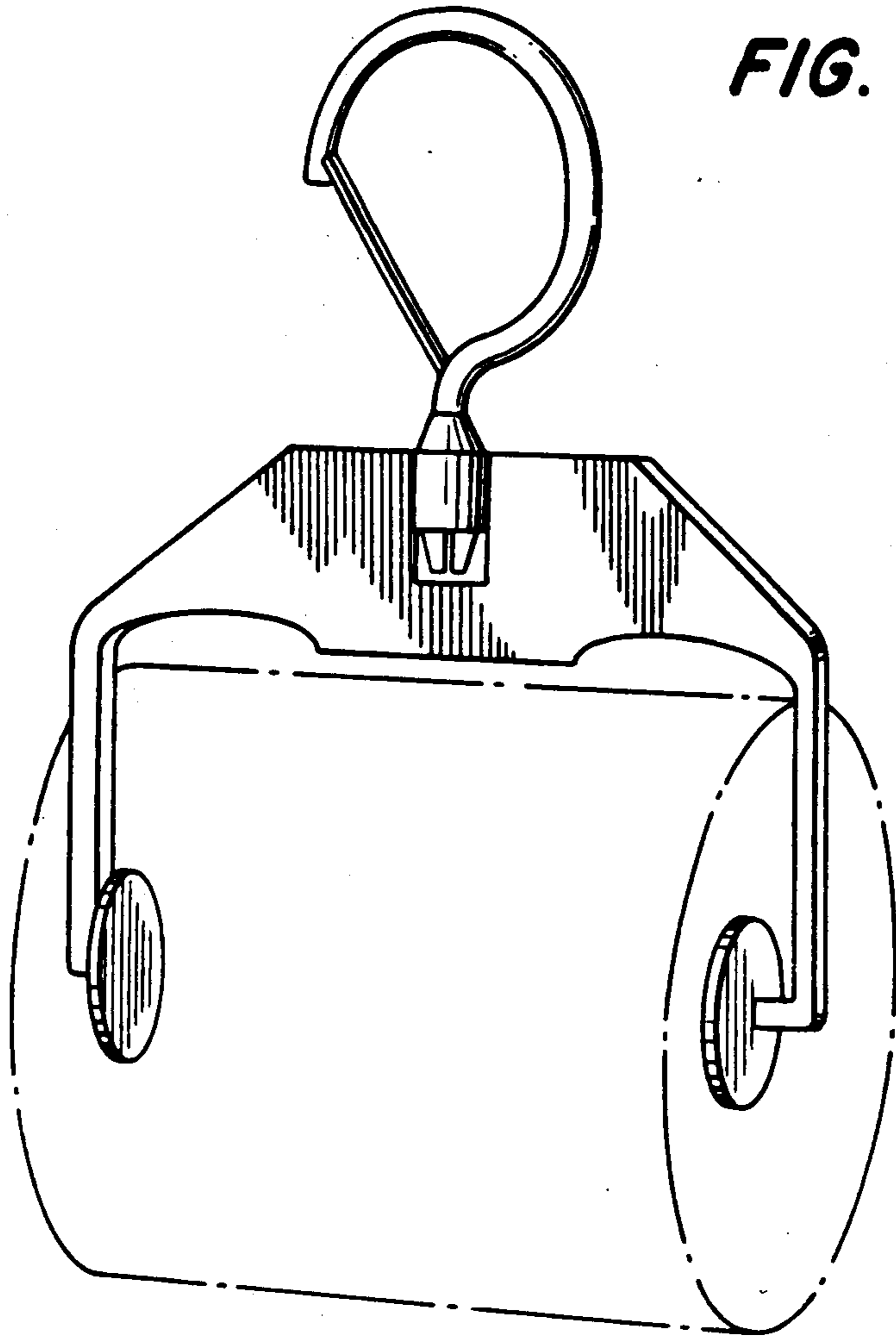
[57] CLAIM

The ornamental design for a toilet tissue holder, as shown and described.

DESCRIPTION

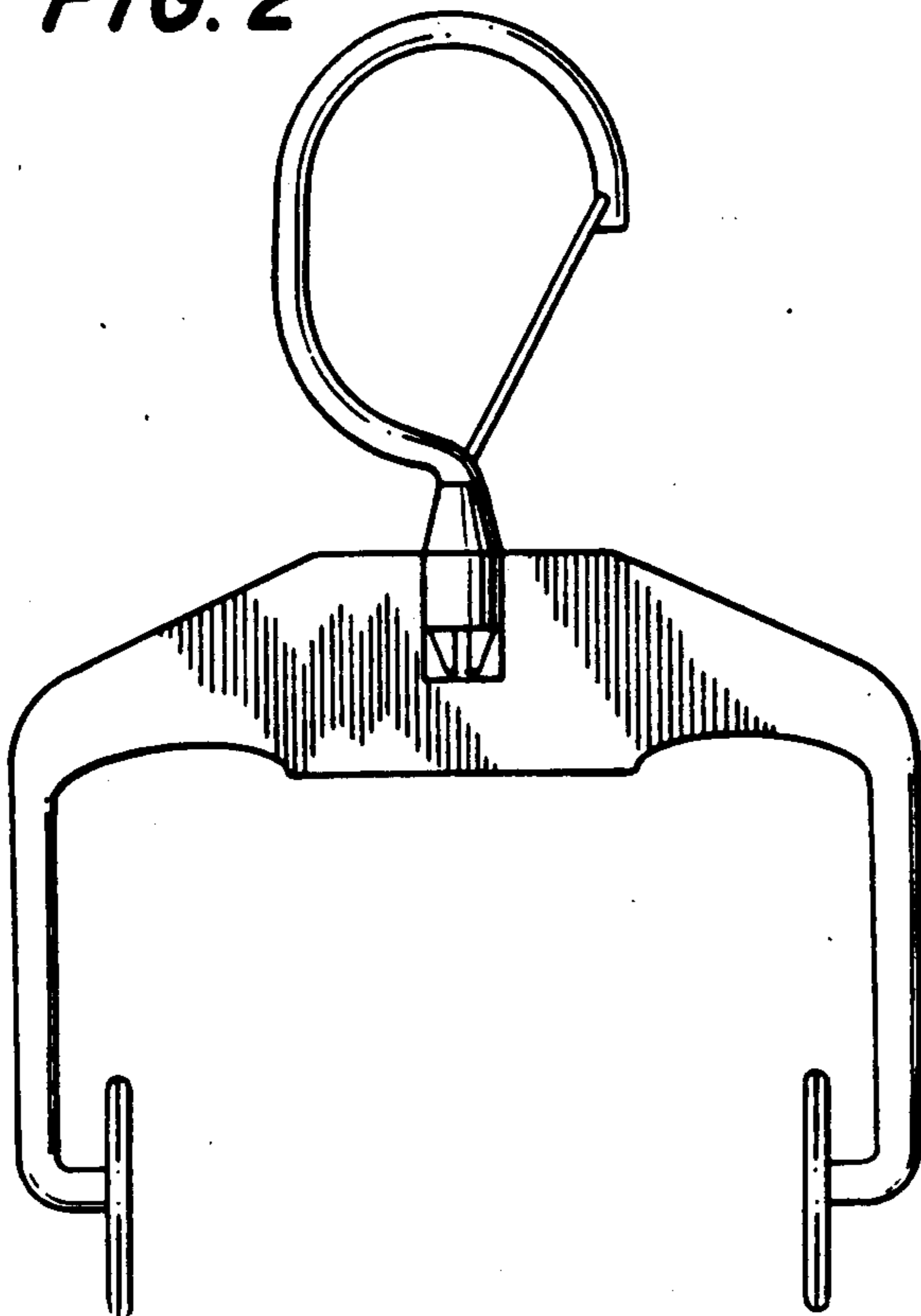
FIG. 1 is a front and right side perspective view of a toilet tissue holder showing my new design, the broken-line depiction of a roll of toilet tissue being for illustrative purposes only and forming no part of the claimed design;  
FIG. 2 is a rear elevational view thereof;  
FIG. 3 is a left side elevational view thereof;  
FIG. 4 is a right side elevational view thereof;  
FIG. 5 is a top plan view thereof; and  
FIG. 6 is a bottom plan view thereof.



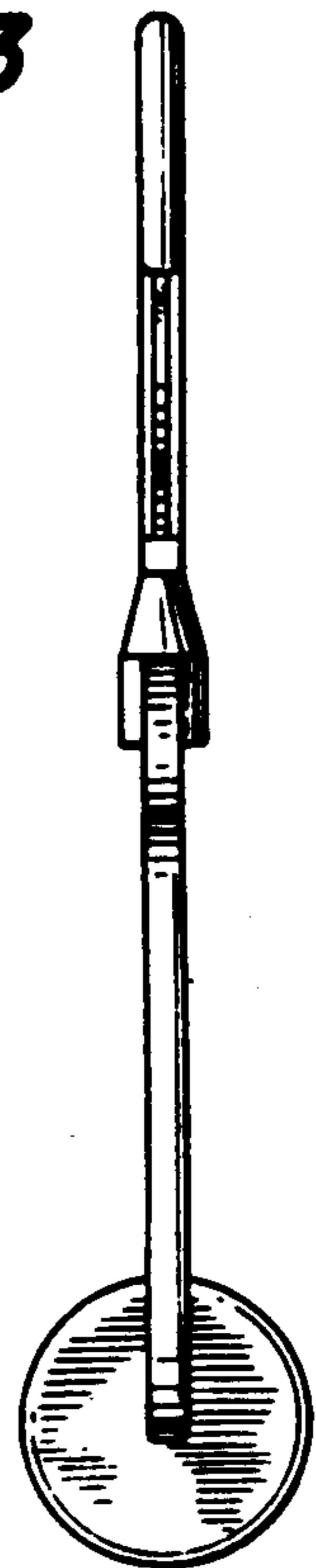


**FIG. 1**

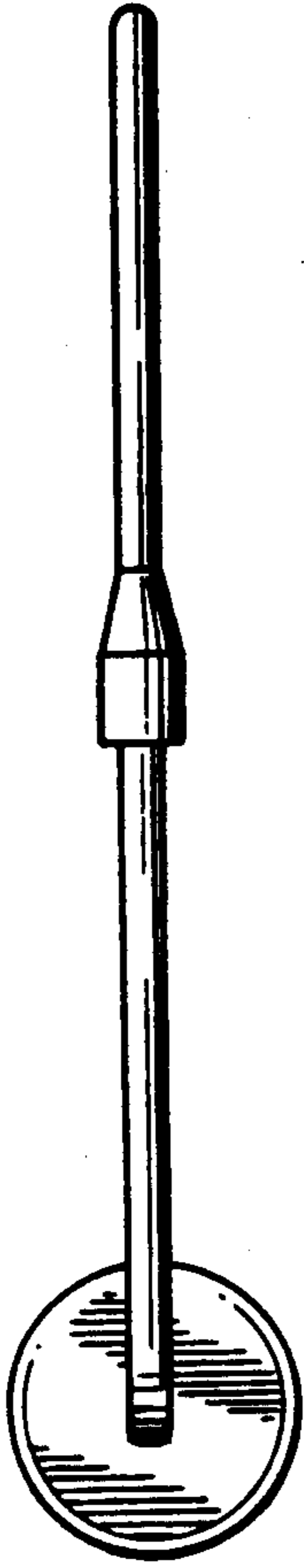
**FIG. 2**



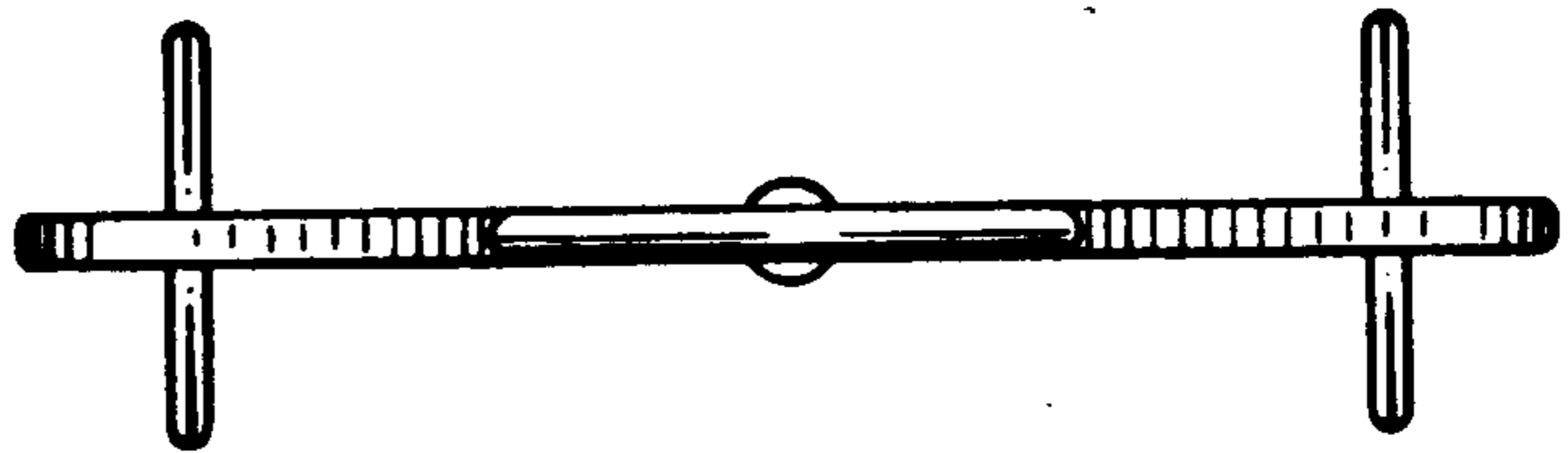
**FIG. 3**



**FIG. 4**



**FIG. 5**



**FIG. 6**

