

[54] **COMBINED FLUID BOTTLE AND CASE FOR EYEGLASSES AND CONTACT LENSES**

[76] **Inventor: John O. Beanum, 19045 Sabrina Ave., Cerritos, Calif. 90701**

[**] **Term: 14 Years**

[21] **Appl. No.: 295,470**

[22] **Filed: Jan. 10, 1989**

[52] **U.S. Cl. D3/34; D3/52; D3/78**

[58] **Field of Search D3/30.1, 34, 35, 42, D3/44, 45, 50, 52, 53, 56, 58, 59, 61, 66, 71, 73, 74, 76-79, 99, 100, 103; D6/400, 432, 440, 450, 456, 466, 468, 470; D9/303, 308, 311, 315, 318, 326, 330, 331, 341, 337, 352, 373, 377, 403, 418, 432, 446; D11/141; D14/11; D19/26; D21/62, 63, 87, 101, 159, 160; D24/29, 47, 56; D34/40, 44, 46; 190/100, 101; 206/5, 5 R, 214, 217, 309-313, 370, 373-375, 387, 425, 444, 450, 521; 211/40, 42, 50; 215/11.1, 11.6; 220/8, 22, 23.2, 23.6, 85 D, 310, 375, 507; 224/94 R, 148, 227; 312/103, 13, 14; 422/181, 300; 434/317**

[56] **References Cited**

U.S. PATENT DOCUMENTS

D. 95,295 4/1935 Walinsky D3/34
D. 210,248 2/1968 Nissel D3/34

FOREIGN PATENT DOCUMENTS

506898 6/1939 United Kingdom D3/52

Primary Examiner—A. Hugo Word
Assistant Examiner—Celia A. Murphy

[57] **CLAIM**

The ornamental design for a combined fluid bottle and case for eyeglasses and contact lenses, substantially as shown and described.

DESCRIPTION

FIG. 1 is a front elevational view of a combined fluid bottle and case for eyeglasses and contact lenses showing my new design;
FIG. 2 is a right side elevational view thereof;
FIG. 3 is a rear elevational view thereof;
FIG. 4 is a top plan view thereof;
FIG. 5 is a bottom plan view thereof; and
FIG. 6 is a perspective view thereof; shown open.
The broken lines shown in FIGS. 1, 3, 4, 5 and 6 represent conventional stitching.





FIG. 1




FIG. 2





FIG. 3




FIG. 4

FIG. 5

FIG. 6

