

[54] **ELEMENT OF A SHOE UPPER**  
 [75] **Inventor: Suzann Jimenez, Whittier, Calif.**  
 [73] **Assignee: L.A. Gear, Inc., Los Angeles, Calif.**  
 [\*\*] **Term: 14 Years**  
 [21] **Appl. No.: 299,250**  
 [22] **Filed: Jan. 19, 1989**

**Related U.S. Application Data**

[62] **Division of Ser. No. 247,422, Sep. 21, 1988, Pat. No. Des. 300,181.**  
 [52] **U.S. Cl. .... D2/314**  
 [58] **Field of Search .... D2/264, 265, 268, 269, D2/271, 272, 275, 308-314, 315; 36/45, 83, 84, 87, 89, 102-106, 112, 114, 132, 136**

[56] **References Cited**

**U.S. PATENT DOCUMENTS**

D. 262,751	1/1982	Anderie .....	D2/310
D. 265,016	6/1982	Haddox .....	D2/310
D. 272,964	3/1984	Feigelstock .....	D2/310
D. 273,340	4/1984	Gamm .....	D2/310
D. 278,281	4/1985	Dreir et al. ....	D2/310
D. 281,640	12/1985	Gamm .....	D2/310
D. 281,926	12/1985	Hill .....	D2/310
D. 281,927	12/1985	Hill .....	D2/310
D. 283,366	4/1986	Chassaing .....	D2/310

D. 283,463	4/1986	Chassaing .....	D2/310
D. 284,039	6/1986	Yoshitake .....	D2/310
D. 290,512	6/1987	O'Rourke .....	D2/310
D. 292,211	10/1987	Selbiger et al. ....	D2/314
D. 295,229	4/1988	Brown et al. ....	D2/314
D. 295,577	5/1988	Selbiger .....	D2/314
D. 296,723	7/1988	Diaz .....	D2/314
D. 297,069	8/1988	Le .....	D2/314
D. 297,382	8/1988	Swett .....	D2/314
D. 297,587	9/1988	Selbiger et al. ....	D2/314
D. 297,883	10/1988	Mourad .....	D2/314
D. 298,082	10/1988	Selbiger et al. ....	D2/314
D. 298,282	11/1988	Brown et al. ....	D2/314
D. 313,305	1/1991	Quan et al. ....	D2/314

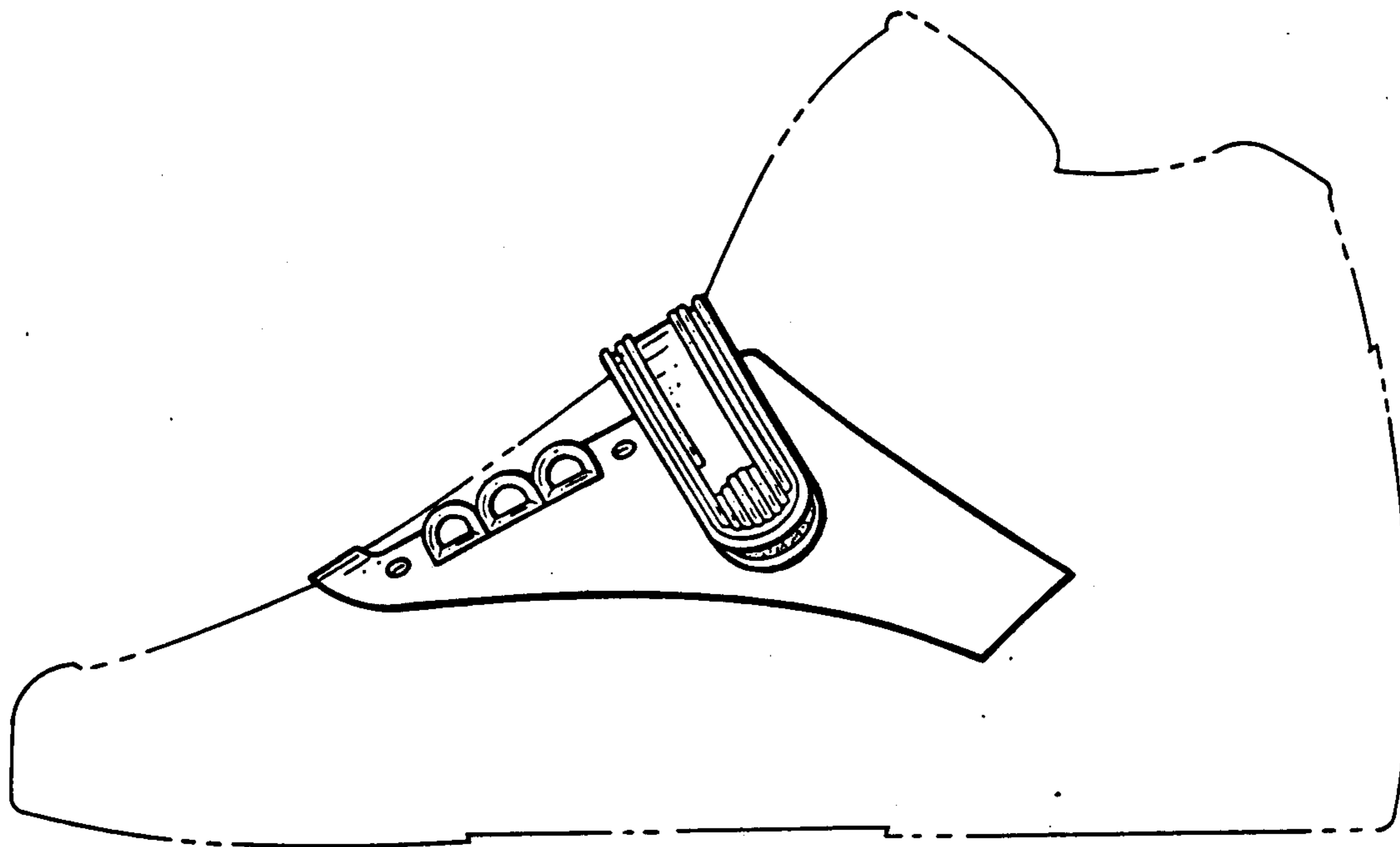
*Primary Examiner*—Louis S. Zarfes  
*Attorney, Agent, or Firm*—Marshall A. Lerner

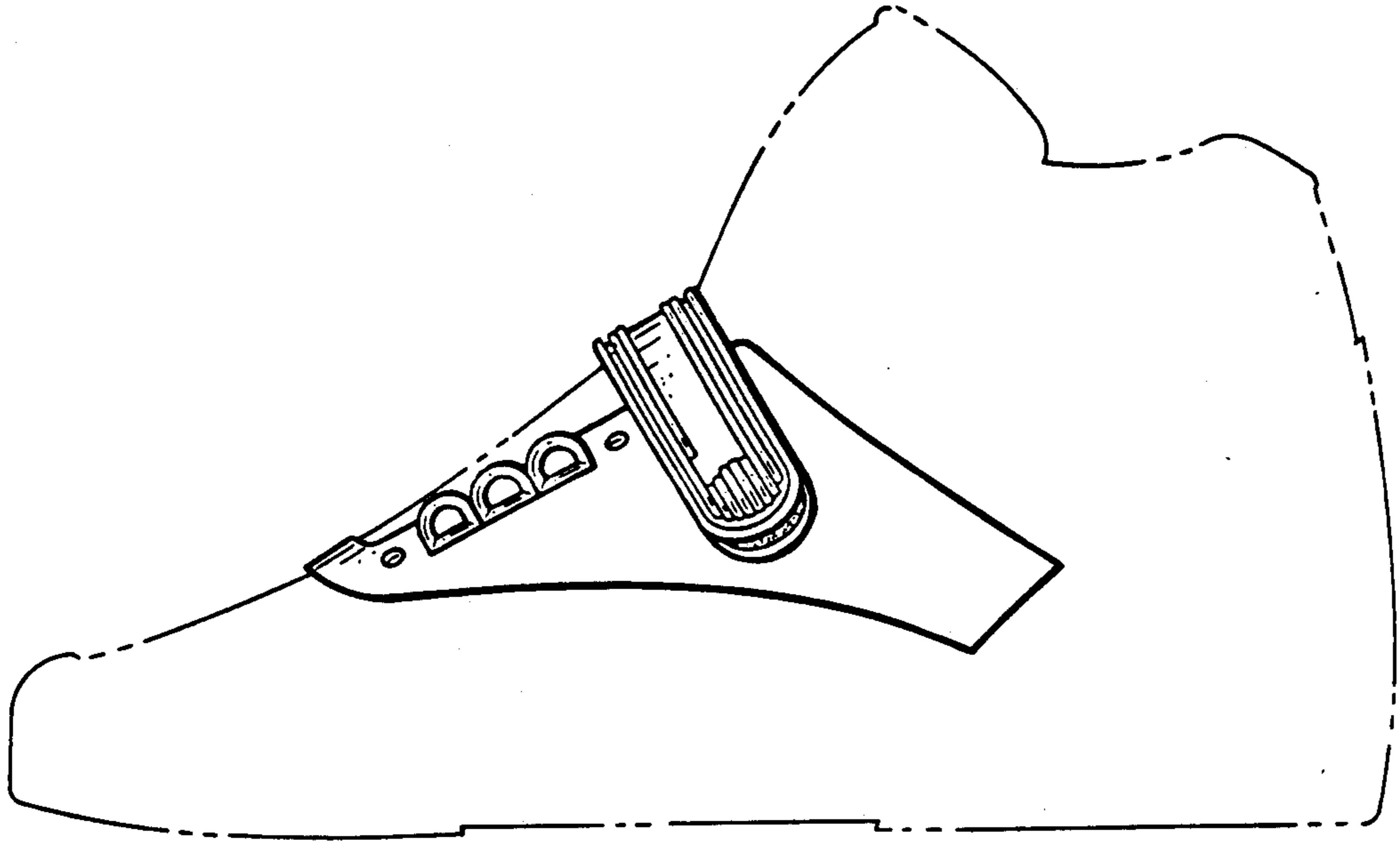
[57] **CLAIM**

The ornamental design of an element of a shoe upper, as shown and described.

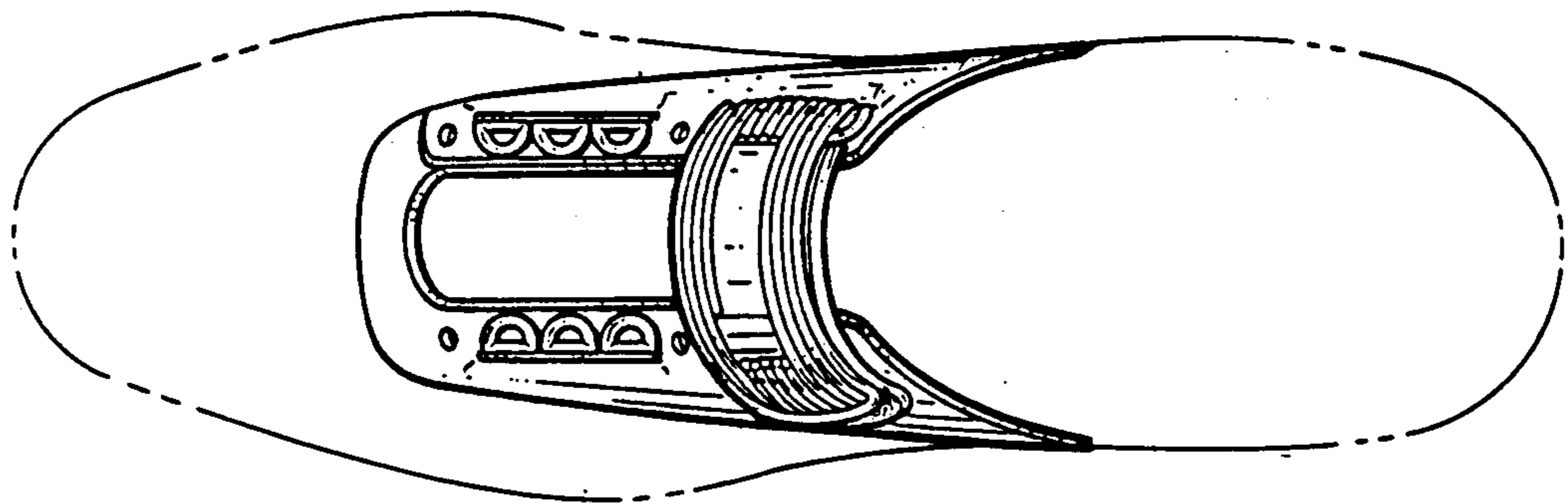
**DESCRIPTION**

FIG. 1 is a right side elevational view of an element of a shoe upper showing my new design. The broken line showing a shoe outline is for illustrative purposes only and forms no part of the claimed invention. FIG. 2 is a top plan view thereof; FIG. 3 is a right side elevational view thereof; FIG. 4 is a front elevational view thereof; and FIG. 5 is a rear elevational view thereof.

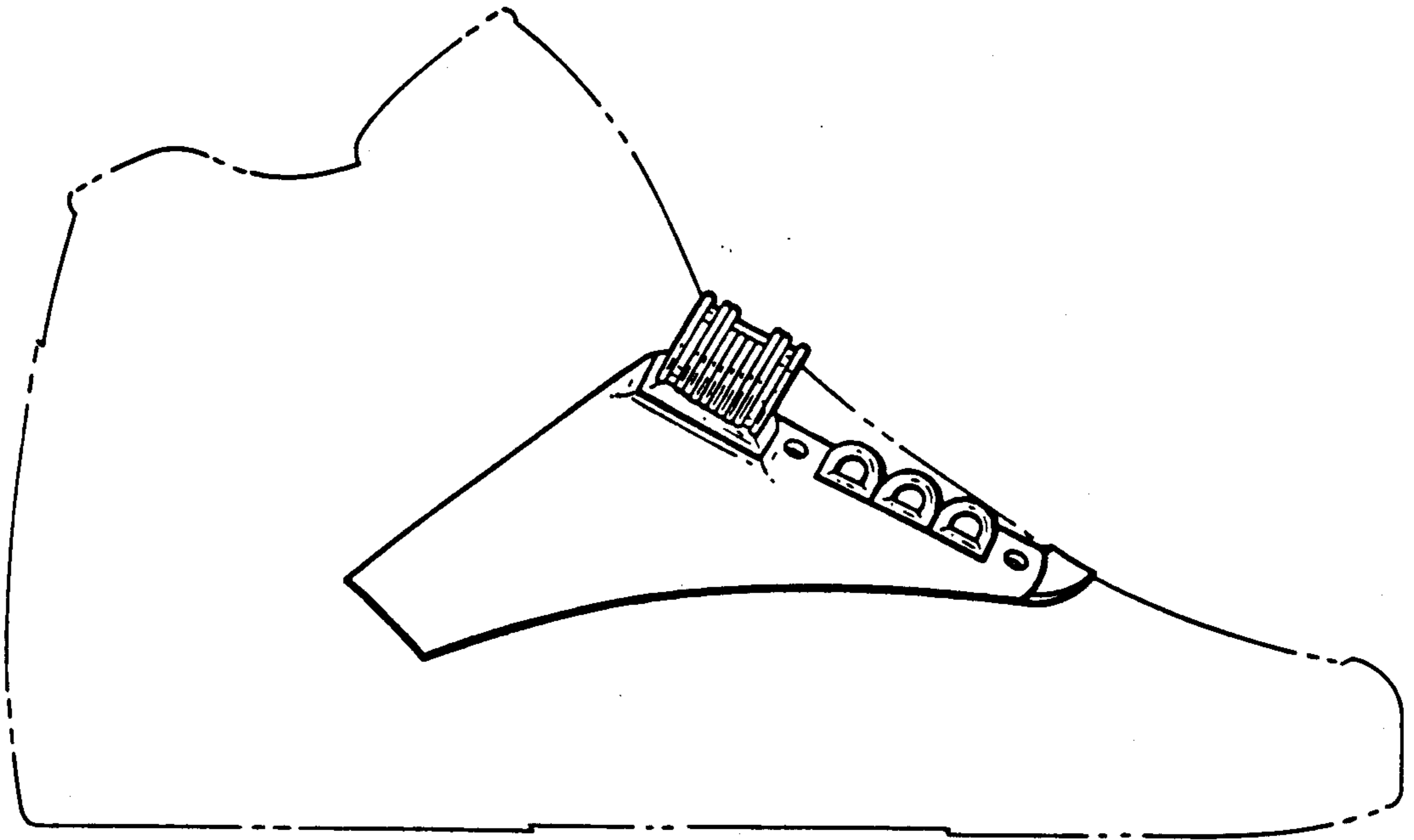




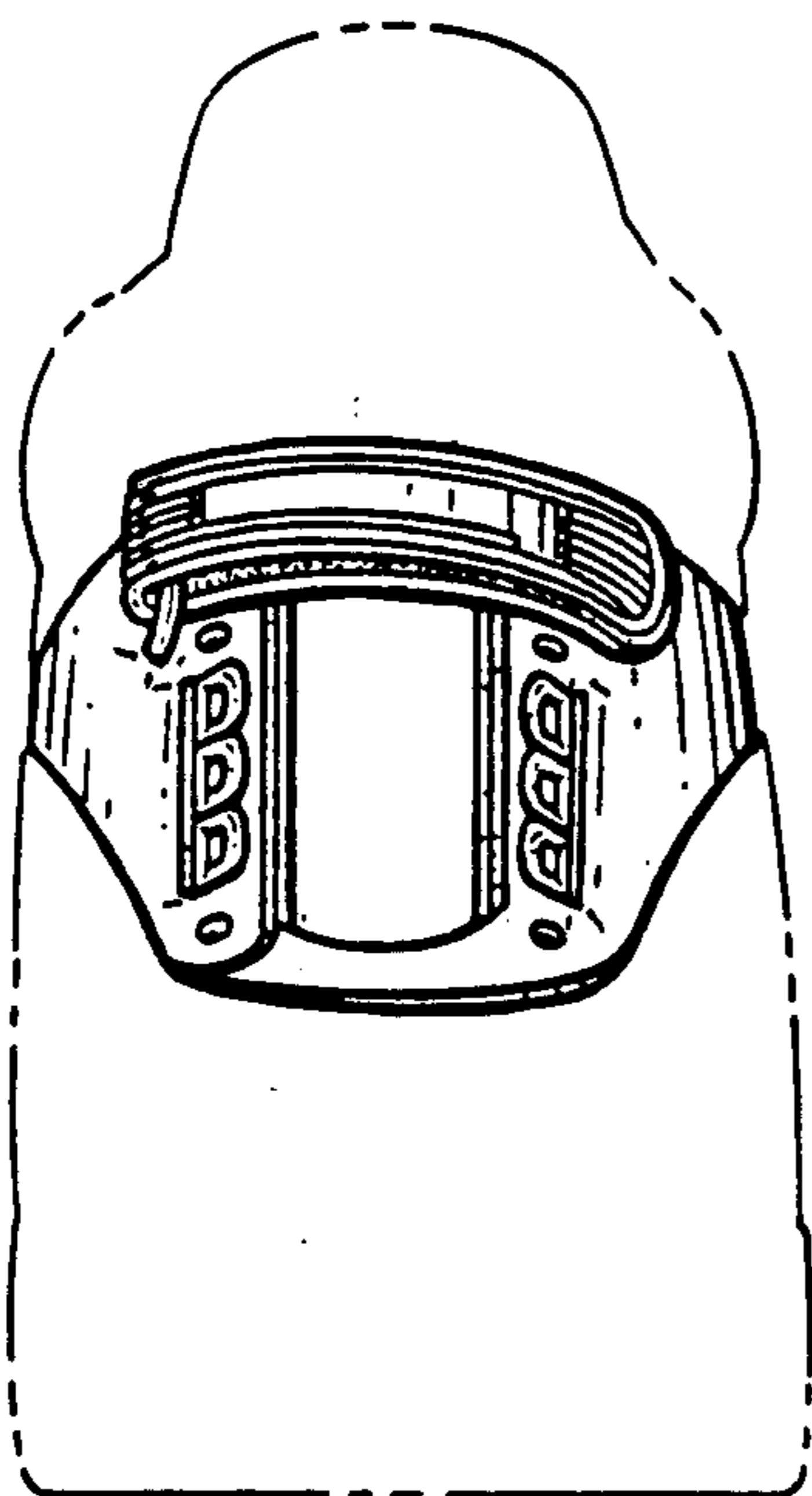
*Fig. 1.*



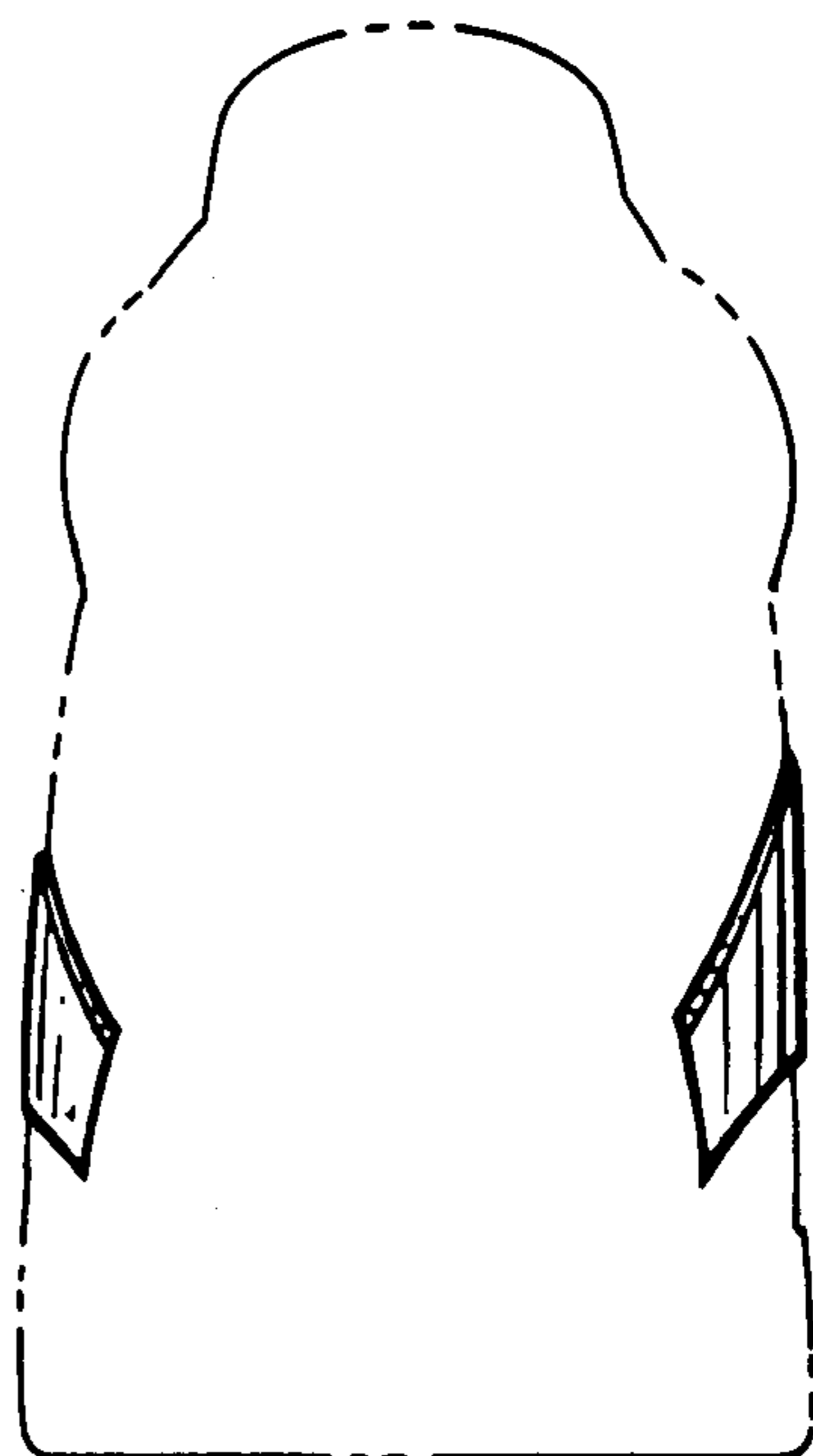
*Fig. 2.*



*Fig. 3.*



*Fig. 4.*



*Fig. 5.*