

[54] BASEBOARD MOLDING SEGMENT HAVING A DUPLEX OUTLET

[76] Inventor: William W. Clodfelter, Sr., 225 Beresford Pl., Columbia, S.C. 29210

[**] Term: 14 Years

[21] Appl. No.: 215,929

[22] Filed: Jul. 6, 1988

[52] U.S. Cl. D25/119; D13/155; D13/137

[58] Field of Search D13/155, 152, 137, 143; 439/120, 110, 113, 114, 115; D25/119

[56] References Cited

U.S. PATENT DOCUMENTS

D. 117,746	11/1939	Frank	D13/137
1,908,888	5/1933	Brooks	439/113
1,945,731	2/1934	Cohen	439/113
1,958,993	5/1934	Friend	439/115
2,029,019	1/1936	Dorsey	439/113
3,182,381	5/1965	Johnston et al.	439/114

OTHER PUBLICATIONS

Dahlstrom Manufacturing Corp., Cat. 11, p. 55, Panel

Moldings 2034-A and 2036-A, top middle and top right sides of page respectively, and p. 41, Panel Moldings 736 and 373, top right and bottom right sides of page, respectively.

Primary Examiner—James M. Gandy
Assistant Examiner—Lisa Lichtenstein
Attorney, Agent, or Firm—Jerry T. Kearns

[57] CLAIM

The ornamental design for a Baseboard Molding segment having a duplex outlet, as shown and described.

DESCRIPTION

FIG. 1 is a front elevational view of a baseboard molding segment having a duplex outlet showing my new design;

FIG. 2 is a rear elevational view thereof;

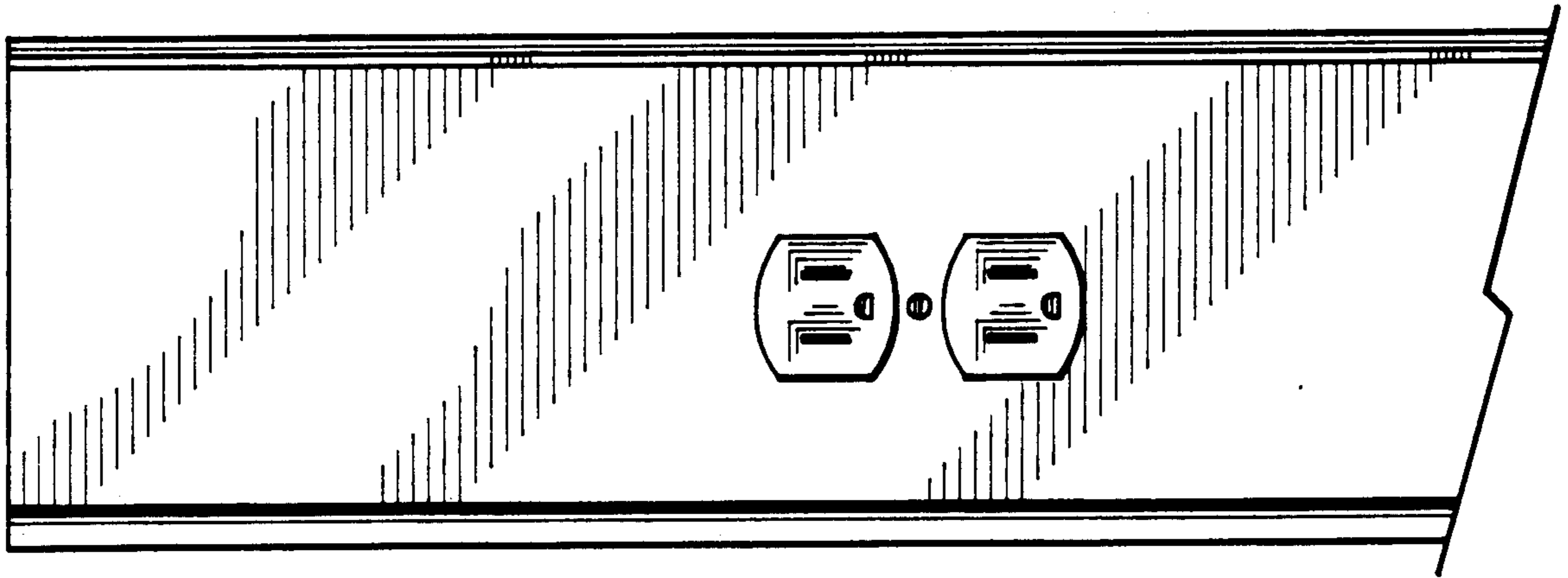
FIG. 3 is a left side elevational view thereof;

FIG. 4 is a right side elevational view thereof;

FIG. 5 is a top plan view thereof; and,

FIG. 6 is a bottom plan view thereof.

The right side of the baseboard molding segment having a duplex outlet, has broken-away to indicate indeterminate length.



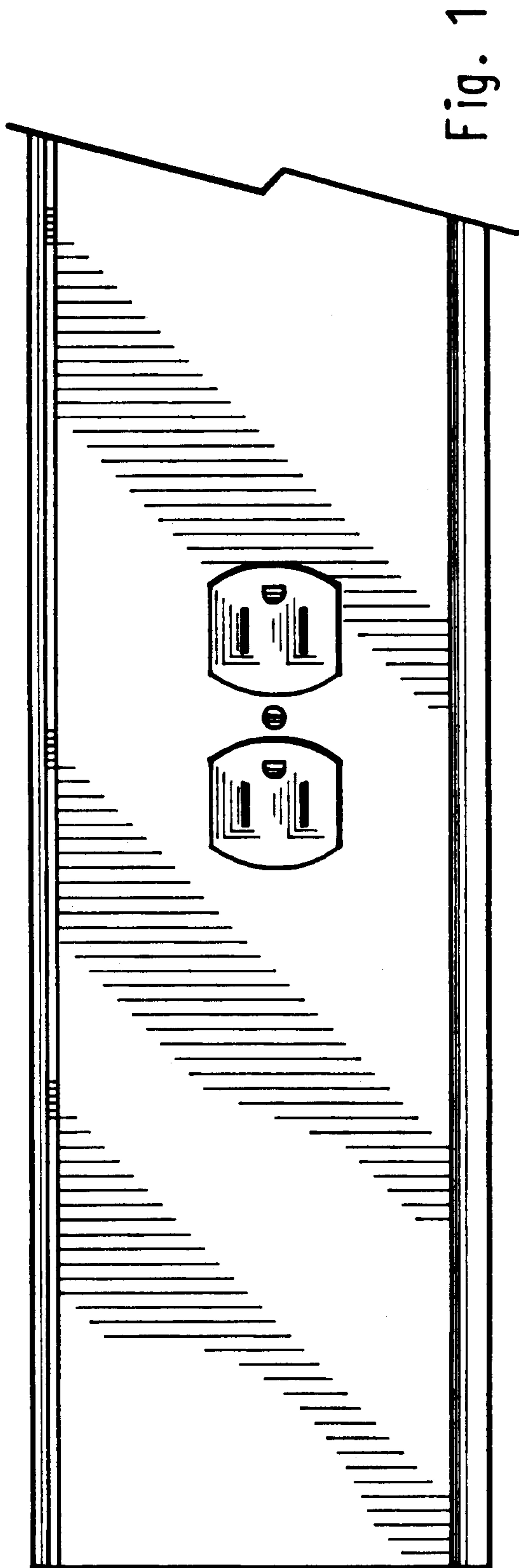


Fig. 1

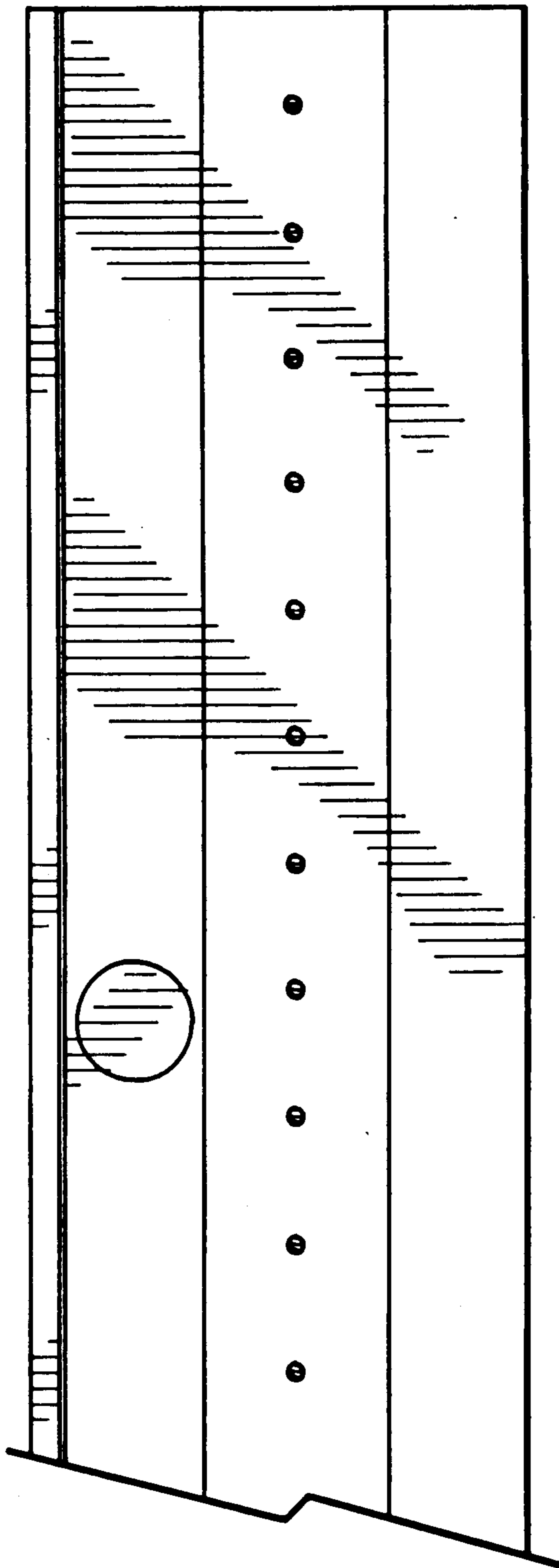


Fig. 2




Fig. 4




Fig. 3

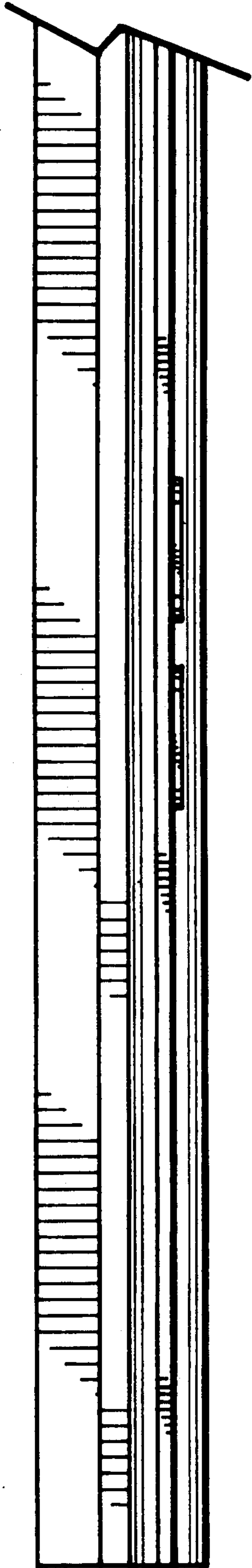


Fig. 5

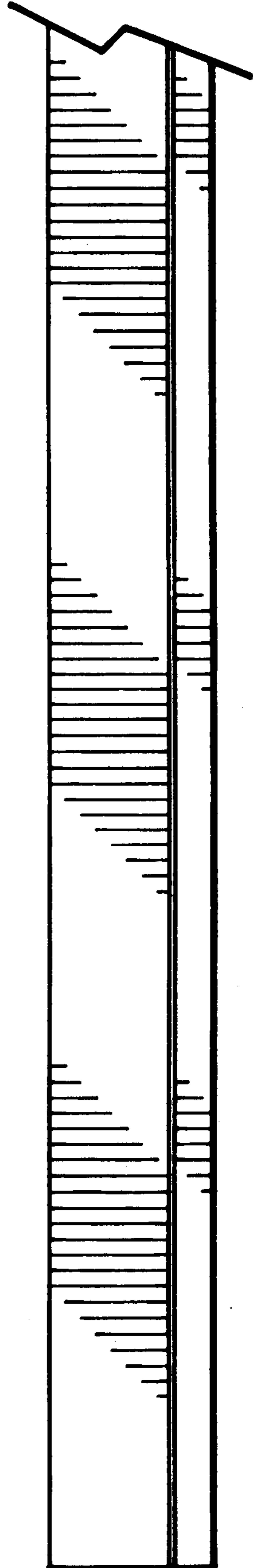


Fig. 6