

[54] PORTABLE FAN HEATER

[75] Inventor: Bernard Chiu, Ashland, Mass.

[73] Assignee: Duracraft Corporation, Sudbury, Mass.

[**] Term: 14 Years

[21] Appl. No.: 510,791

[22] Filed: Apr. 17, 1990

[52] U.S. Cl. D23/337; D23/370

[58] Field of Search D23/335, 328, 337, 314, D23/381, 370, 332; 392/365, 366, 367, 368, 369, 379, 375, 376; 416/247 R; 415/121.2

[56] References Cited

U.S. PATENT DOCUMENTS

| | | | |
|------------|--------|---------------------|---------|
| D. 291,350 | 8/1987 | Sherman et al. | D23/335 |
| D. 310,871 | 9/1990 | Liu | D23/381 |
| 2,867,377 | 1/1959 | Lasko | D23/381 |

OTHER PUBLICATIONS

Housewares Apr. 21-27, 1988, p. 16, Titan Heater (A), lower left side of page.

Housewares Mar. 21-27, 1988, inside front cover, Holmes Air Climate Control, to right side of page.

Primary Examiner—James M. Gandy

Assistant Examiner—Lisa Lichtenstein

Attorney, Agent, or Firm—John E. Toupal; Harold G. Jarcho

CLAIM

[57]

The ornamental design for a portable fan heater, as shown.

DESCRIPTION

FIG. 1 is a front-elevation view of a portable fan heater showing my new design;

FIG. 2 is a side elevation view thereof on a greatly reduced scale;

FIG. 3 is a bottom plan view thereof on a greatly reduced scale; and

FIG. 4 is a rear elevational view thereof on a reduced scale.




FIG. 1

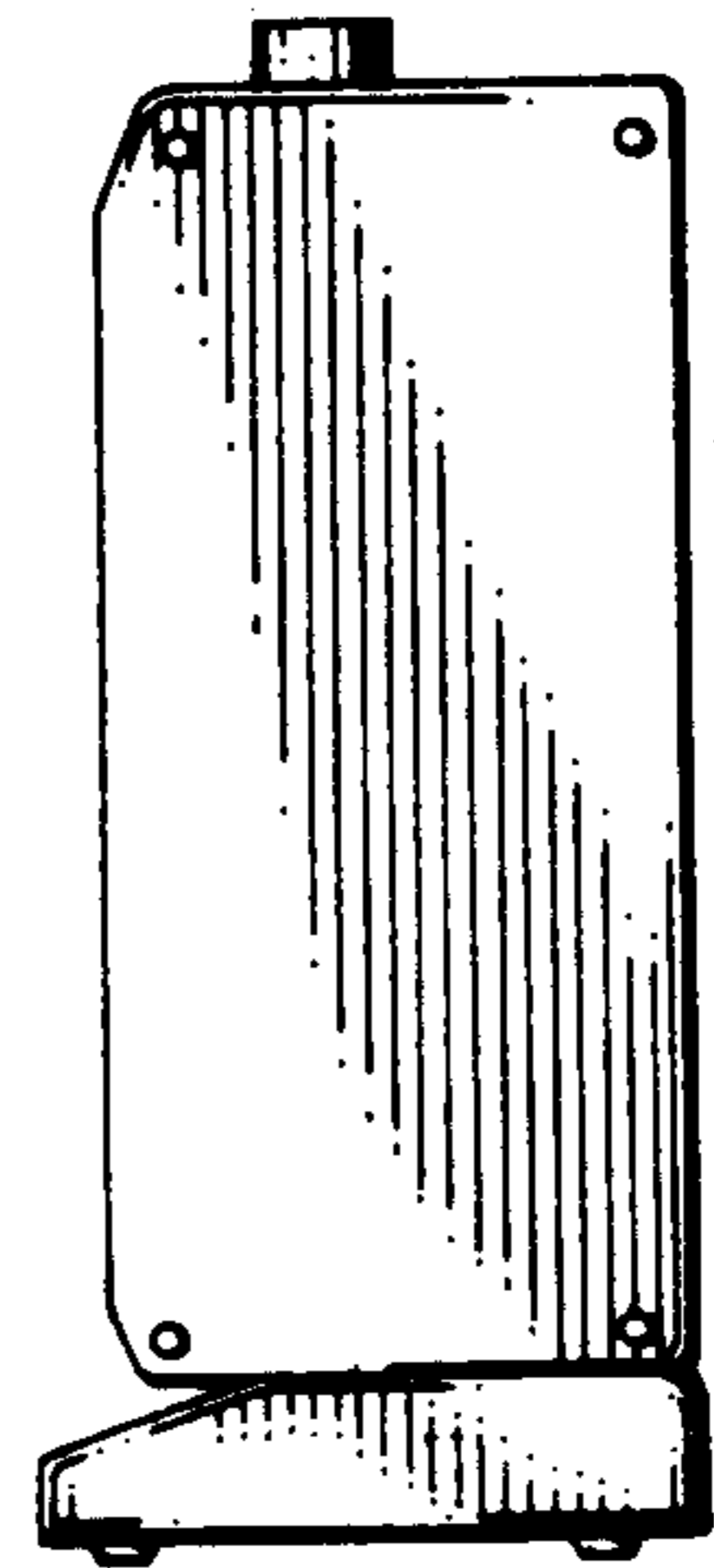



FIG. 2

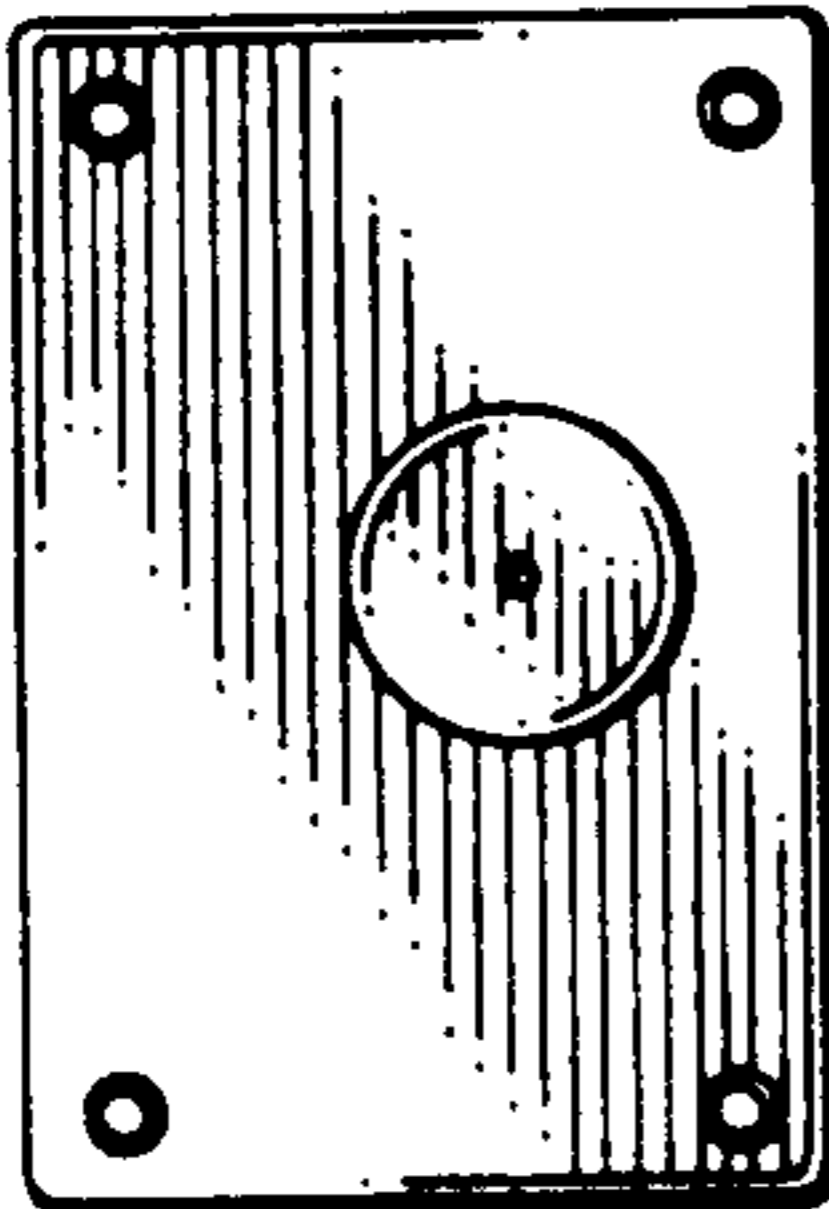


FIG. 3

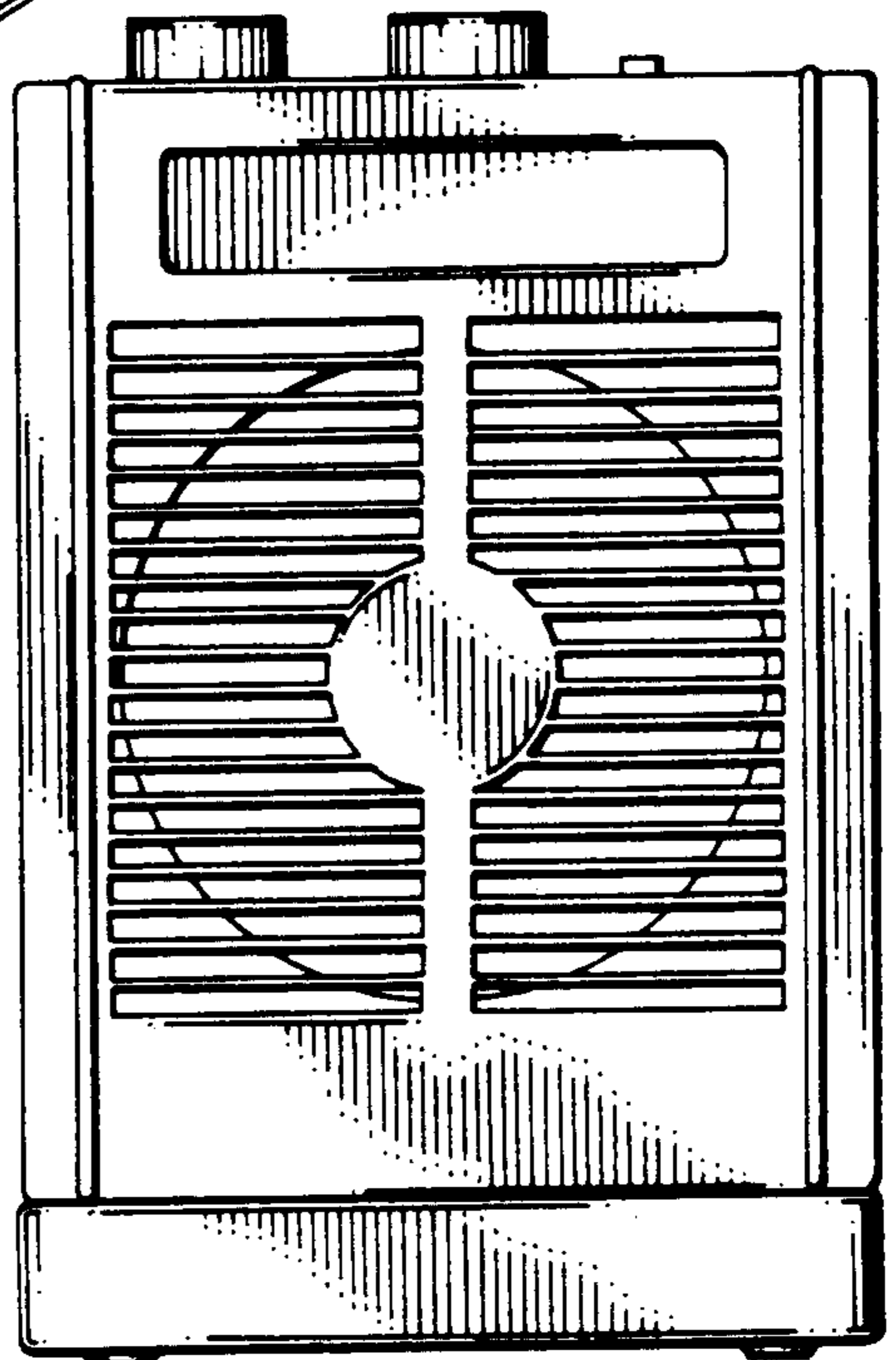


FIG. 4