

[54] **FAUCET HANDLE**
[75] **Inventor: Anthony G. Spangler, Sheridan, Ind.**
[73] **Assignee: Masco Corporation of Indiana, Taylor, Mich.**
[**] **Term: 14 Years**
[21] **Appl. No.: 170,977**
[22] **Filed: Mar. 18, 1988**
[52] **U.S. Cl. D23/250**
[58] **Field of Search D23/238-243, D23/250-254; D8/300, 307-312; 4/191, 192; 16/110 R, 117, 118, 124; 137/801**

D. 288,836 3/1987 Yost D23/241
4,349,940 9/1982 Fleischmann et al. 16/110 R

OTHER PUBLICATIONS

Architectural Record, May 1936, p. 53.
Renovator's Supply, "Faucet & Fixtures", catalog, p. 7.
Primary Examiner—James R. Largen
Attorney, Agent, or Firm—Myron B. Kapustij; Edgar A. Zarins; Malcolm L. Sutherland

CLAIM


[57] The ornamental design for a faucet handle, as shown and described.

DESCRIPTION

FIG. 1 is a top perspective view of a faucet handle showing my new design;
FIG. 2 is a side elevational view thereof, the other sides being the same as the side shown;
FIG. 3 is a top plan view thereof;
FIG. 4 is a top perspective view of a modified form of the faucet handle shown in FIG. 1;
FIG. 5 is a side elevational view of FIG. 4, the other sides being the same as the side shown; and
FIG. 6 is a top plan view of FIG. 4.

[56] **References Cited**
U.S. PATENT DOCUMENTS

D. 76,904	11/1928	Smith	D23/254
D. 50,377	2/1917	Ehrlich	D23/250 X
D. 75,863	7/1928	Nicholas	D23/250
D. 76,995	11/1928	Fraser	D23/254
D. 235,098	5/1975	Doman	D23/252
D. 241,440	9/1976	Doman	D23/252
D. 263,989	4/1982	Fleischmann et al.	D23/252
D. 265,117	6/1982	Fleischmann et al.	D23/252
D. 276,544	11/1984	Piesco	D23/254






FIG. 1.

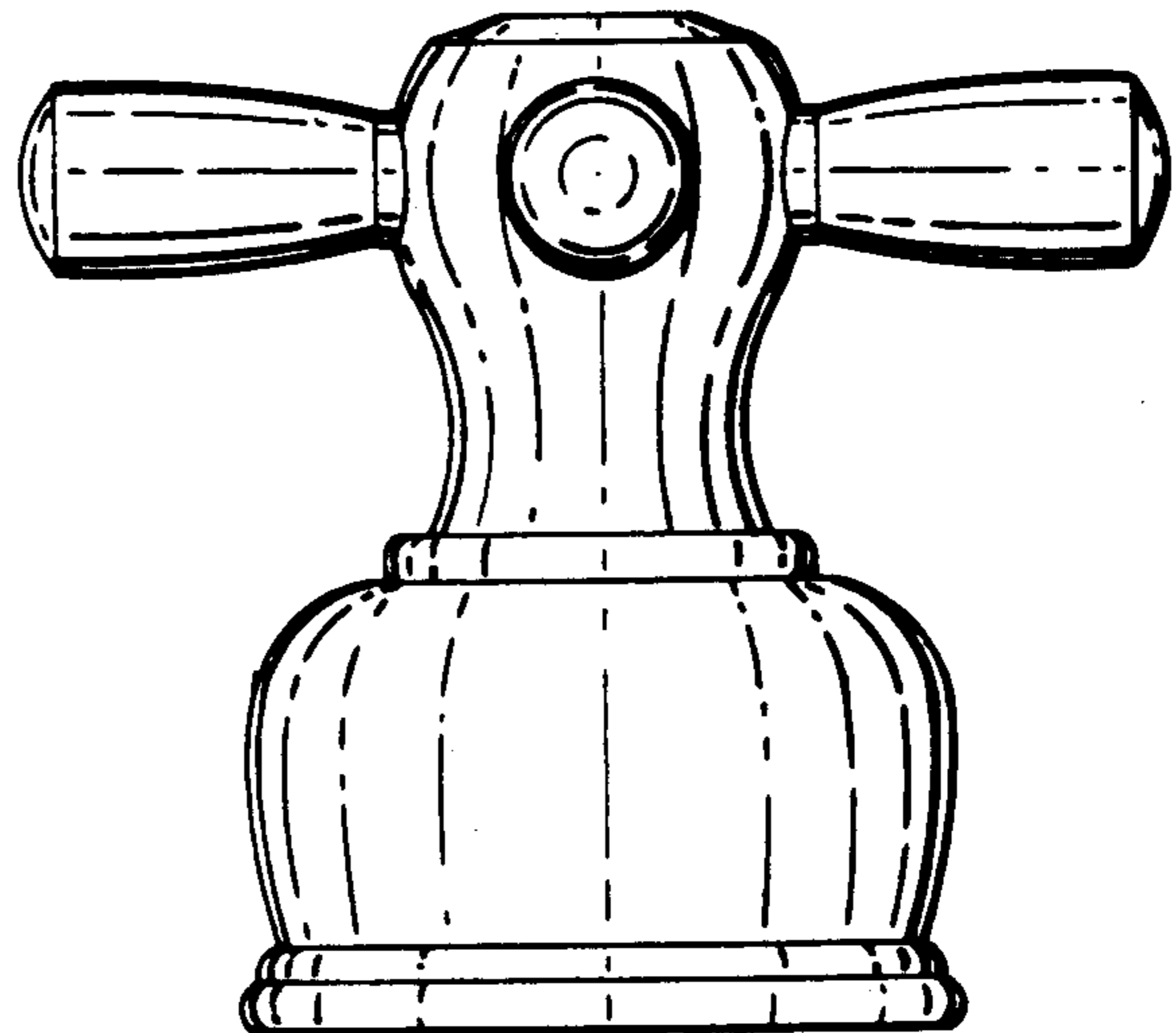


FIG. 2.




FIG. 3.




FIG. 4.

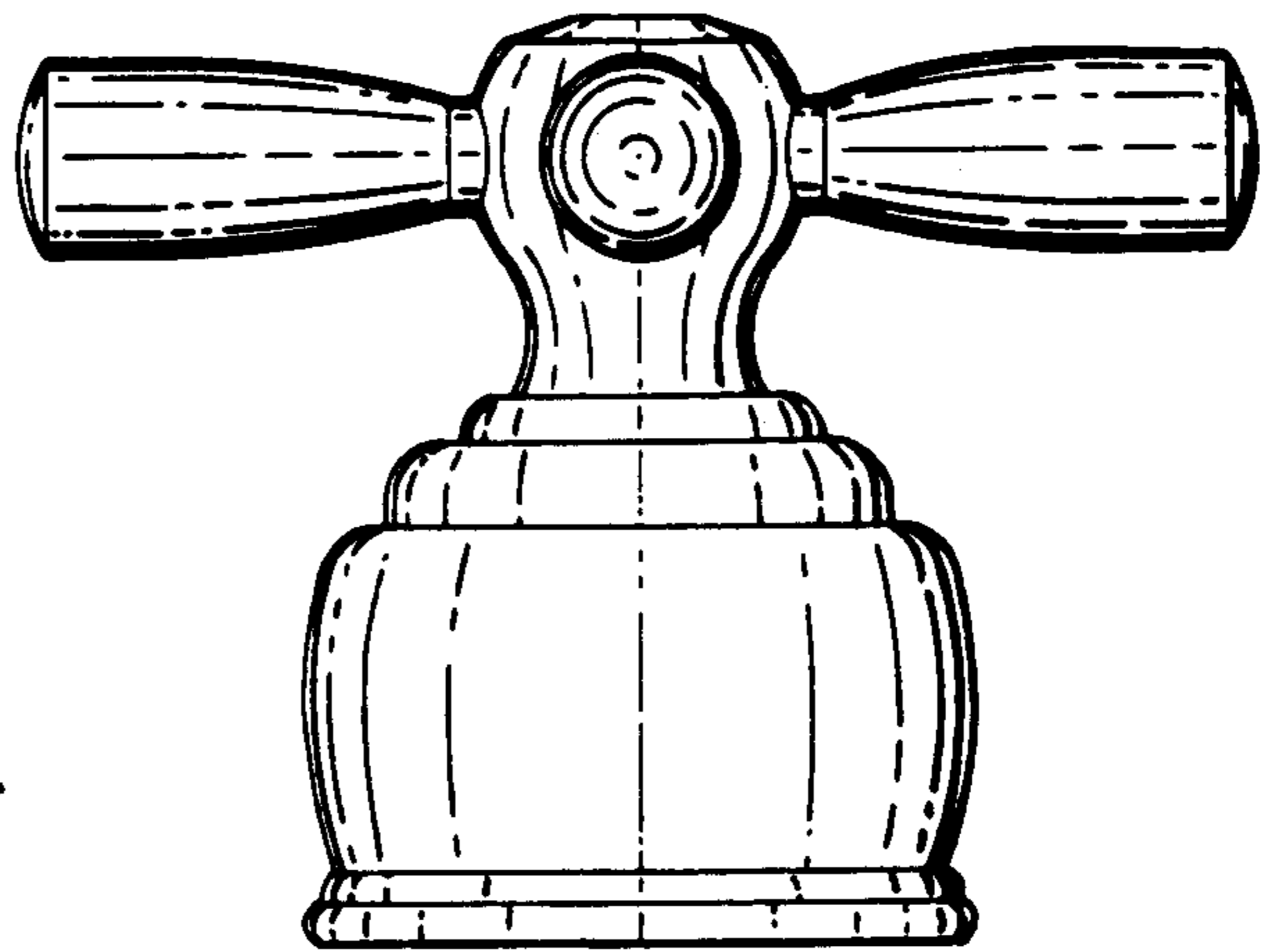


FIG. 5.




FIG. 6.