

[54] DISPLAY SIGN

[75] Inventor: Don Bezek, LaGrange, Ill.

[73] Assignee: Kazor Systems, Inc., LaGrange, Ill.

[\*\*] Term: 14 Years

[21] Appl. No.: 420,999

[22] Filed: Oct. 13, 1989

[52] U.S. Cl. .... D20/10; D20/42

[58] Field of Search ..... D20/10, 12, 19, 20, D20/41, 42; 40/547, 545, 541, 584, 551, 562, 490

[56] References Cited

U.S. PATENT DOCUMENTS

D. 161,349	12/1950	Zett et al. ....	D20/10
637,905	11/1899	Tripp et al. ....	40/551
1,246,500	11/1917	Tucker .....	40/552
1,906,960	5/1933	Harris .....	40/545
1,965,874	7/1934	Appold .	
2,120,378	6/1938	Tauschek .....	340/758
2,290,261	7/1942	Welch .....	340/758
2,300,236	10/1942	Rustad .....	177/346
2,337,988	12/1943	Ghiggini .	

2,583,184	1/1952	McCarthy, Jr. .	
2,887,801	5/1959	Walters .....	40/552
2,895,245	7/1959	Spangler .....	40/552
3,187,320	6/1965	Kupsky .	
3,221,432	12/1965	Gold .....	40/551
3,636,553	1/1972	Hancock .	
3,937,384	2/1976	Minogue et al. ....	40/552
4,450,640	5/1984	Shapiro et al. ....	40/551

Primary Examiner—Wallace R. Burke

Assistant Examiner—Marcus Jackson

Attorney, Agent, or Firm—Hill, Van Santen, Steadman & Simpson

[57] CLAIM

The ornamental design of the display sign, as shown and described.

DESCRIPTION

FIG. 1 is a front perspective view of a display sign showing my new design;  
 FIG. 2 is a side elevational view thereof, with the opposite side being a mirror image;  
 FIG. 3 is a top plan view thereof, with the bottom being a mirror image;  
 FIG. 4 is a front elevational view thereof.

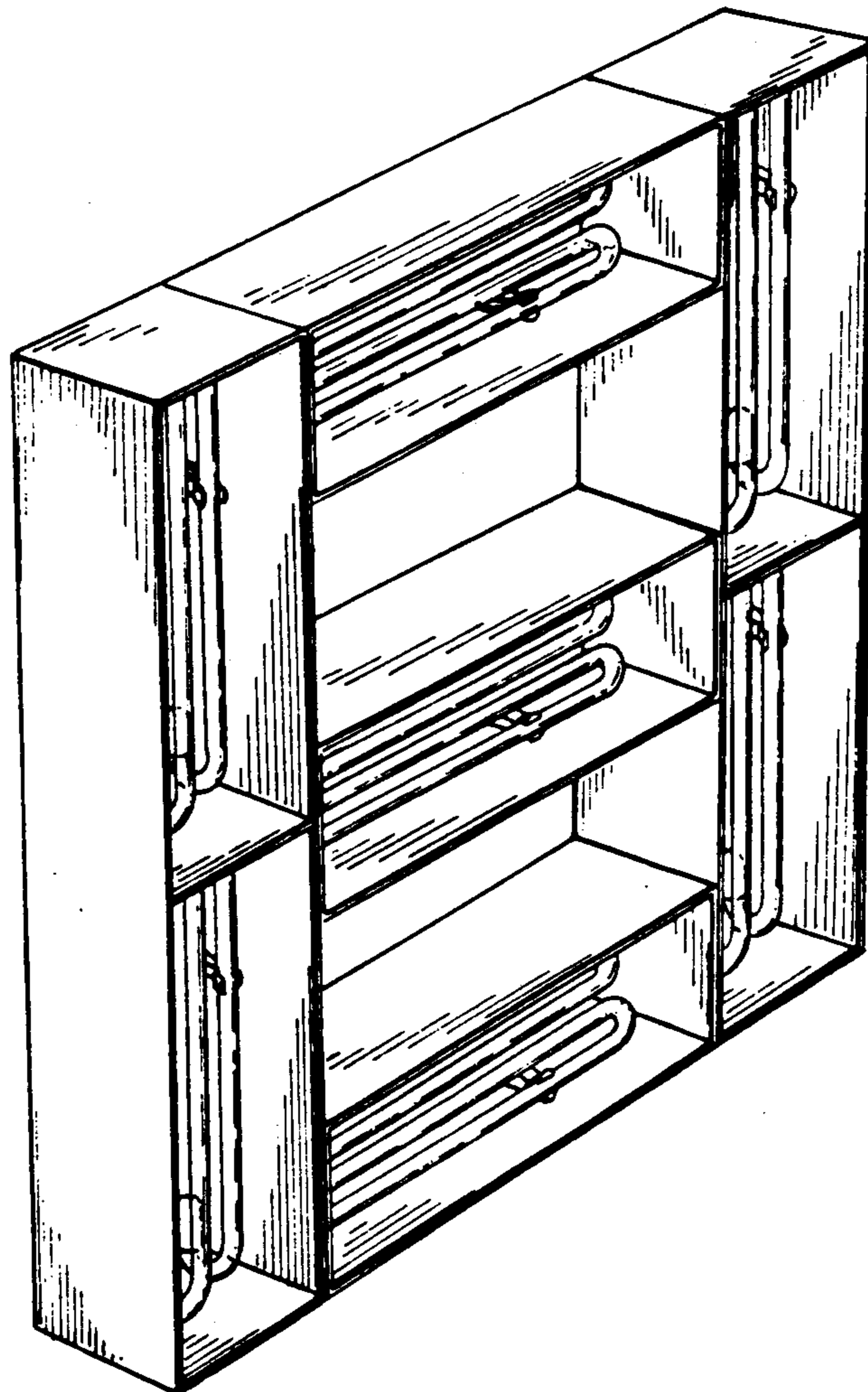


FIG. 1

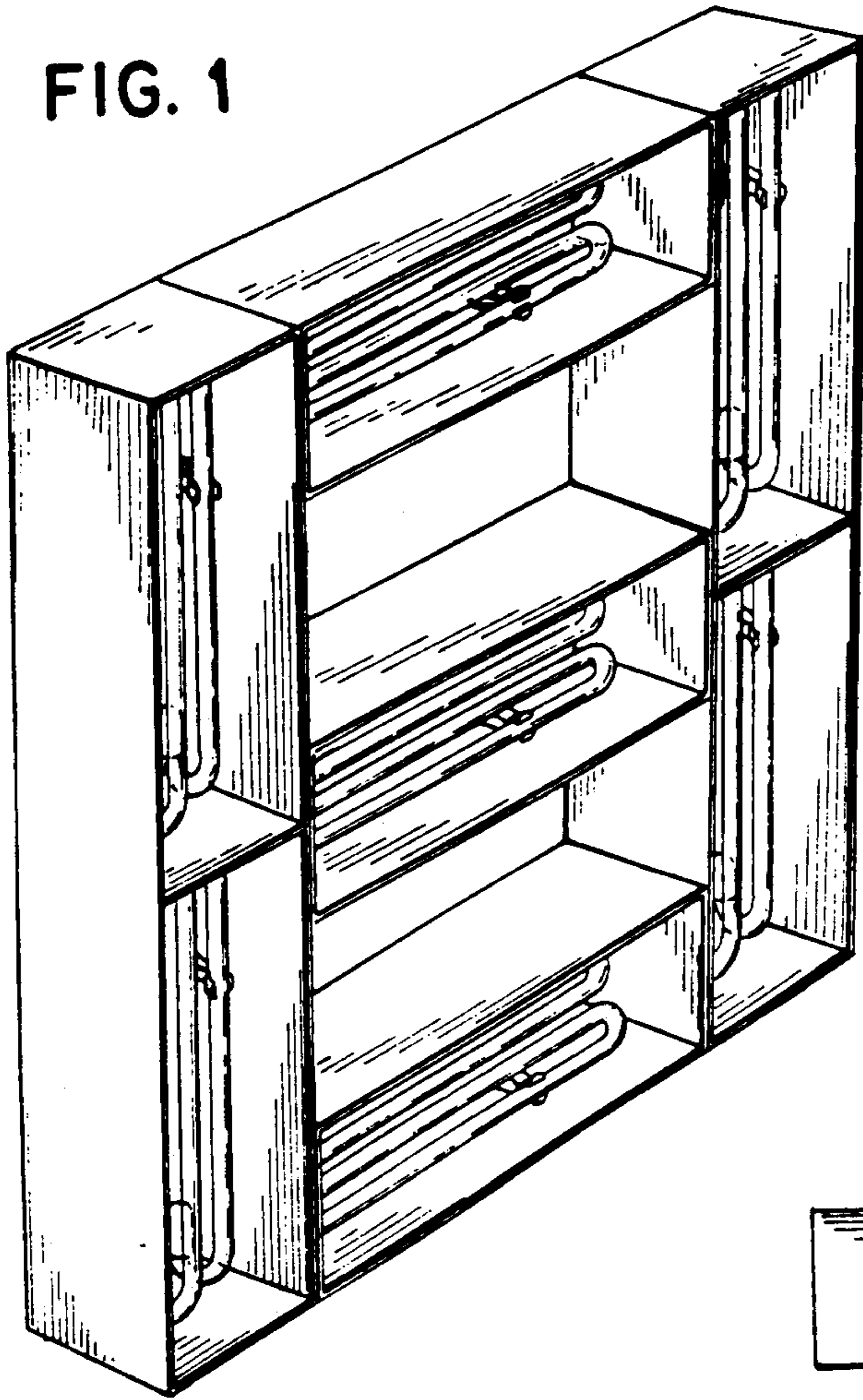


FIG. 2




FIG. 3




FIG. 4

