

[54] VIDEOCASSETTE VENDING MACHINE

[75] Inventor: Frank P. Ryason, La Jolla, Calif.

[73] Assignee: Sam Crivello, San Diego, Calif.

[**] Term: 14 Years

[21] Appl. No.: 220,830

[22] Filed: Jul. 18, 1988

[52] U.S. Cl. D20/4

[58] Field of Search D20/4, 13; D6/397, 468, D6/481, 432, 449, 436, 476, 477, 421, 480; D21/13; D25/58; D10/77; D99/28; 194/205, 212, 236, 255, 258, 233, 248, 350; 235/381, 383

[56] References Cited

U.S. PATENT DOCUMENTS

D. 183,296	8/1958	Armato	D10/77
D. 294,437	3/1988	Tombs et al.	D20/1
2,887,204	5/1959	Giuliano	194/4
3,705,384	12/1972	Wahlberg	340/149
4,300,040	11/1981	Gould et al.	235/381

4,414,467	11/1983	Gould et al.	235/381
4,458,802	7/1984	Maciver et al.	194/4 R
4,598,810	7/1986	Shore et al.	194/205
4,896,024	1/1990	Morello et al.	235/381
4,903,815	2/1990	Hirschfeld et al.	194/205

FOREIGN PATENT DOCUMENTS

0173287	7/1989	Japan	194/205
---------	--------	-------------	---------

Primary Examiner—A. Hugo Word

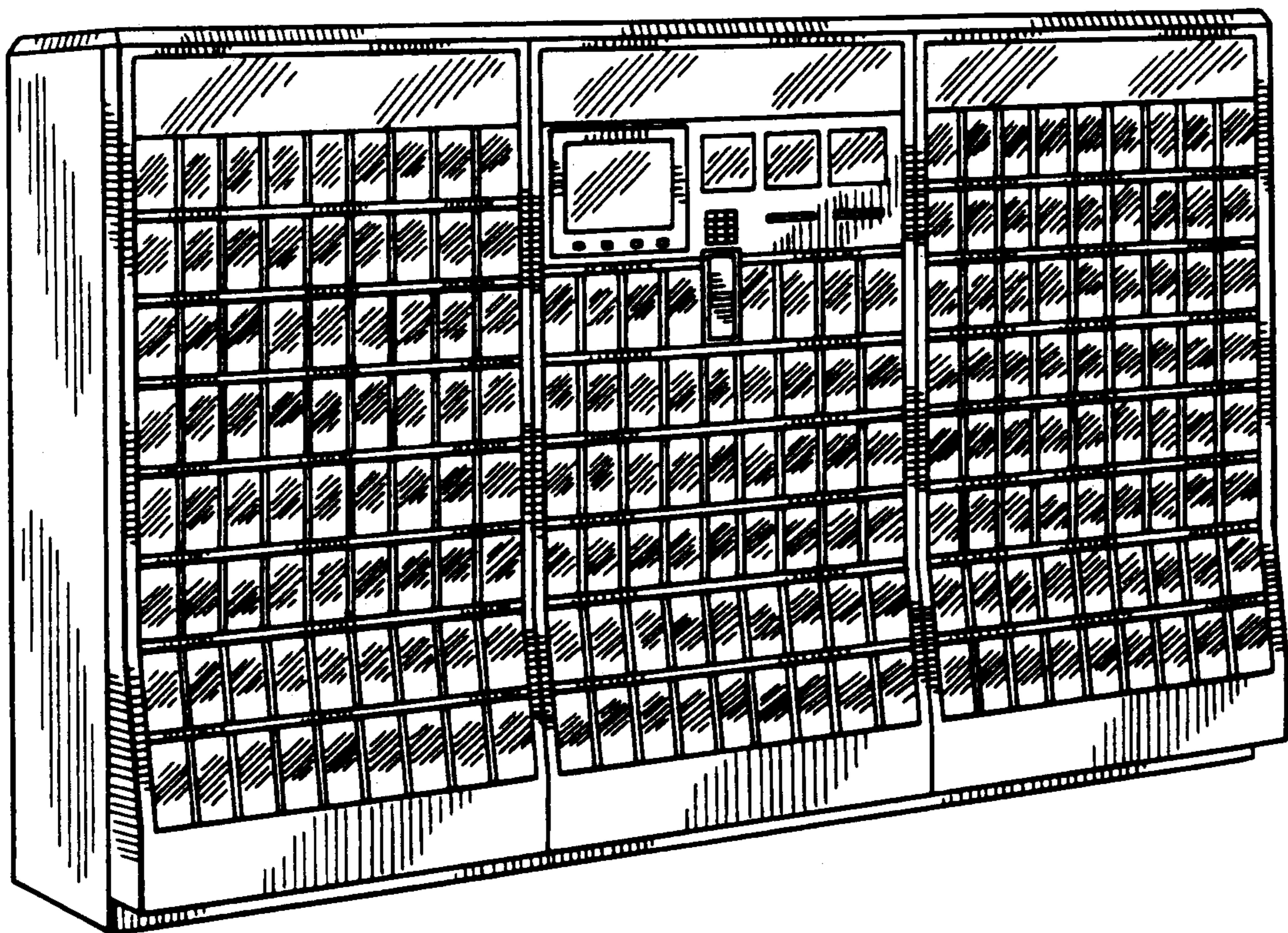
Attorney, Agent, or Firm—Brown, Martin, Haller & McClain

[57] CLAIM

The ornamental design for a videocassette vending machine, as shown and described.

DESCRIPTION

FIG. 1 is a perspective view from the front of a videocassette vending machine, showing my new design; FIG. 2 is a rear elevational view thereof; FIG. 3 is a top plan view thereof; and FIG. 4 is a side elevational view thereof.



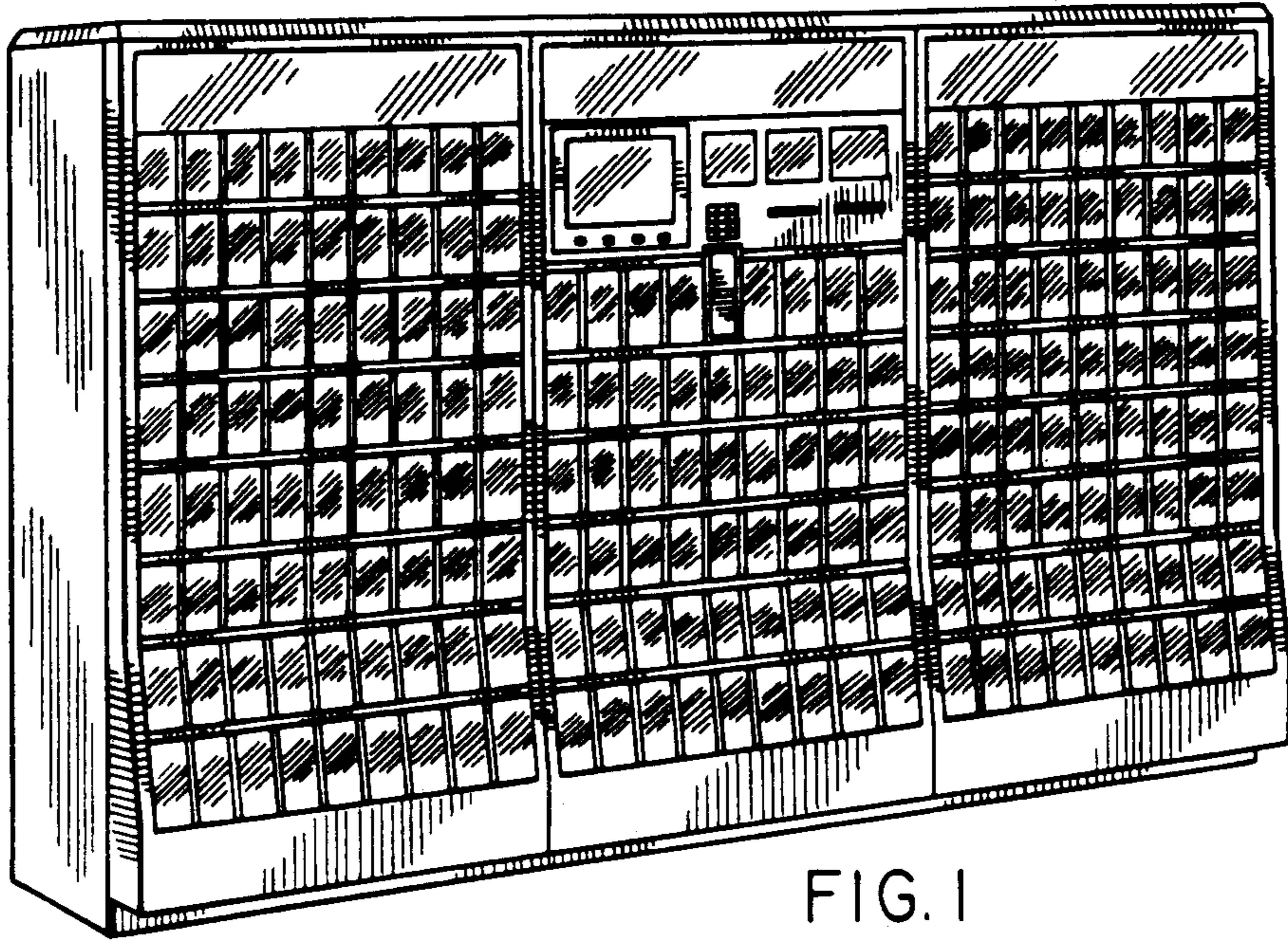


FIG. 1

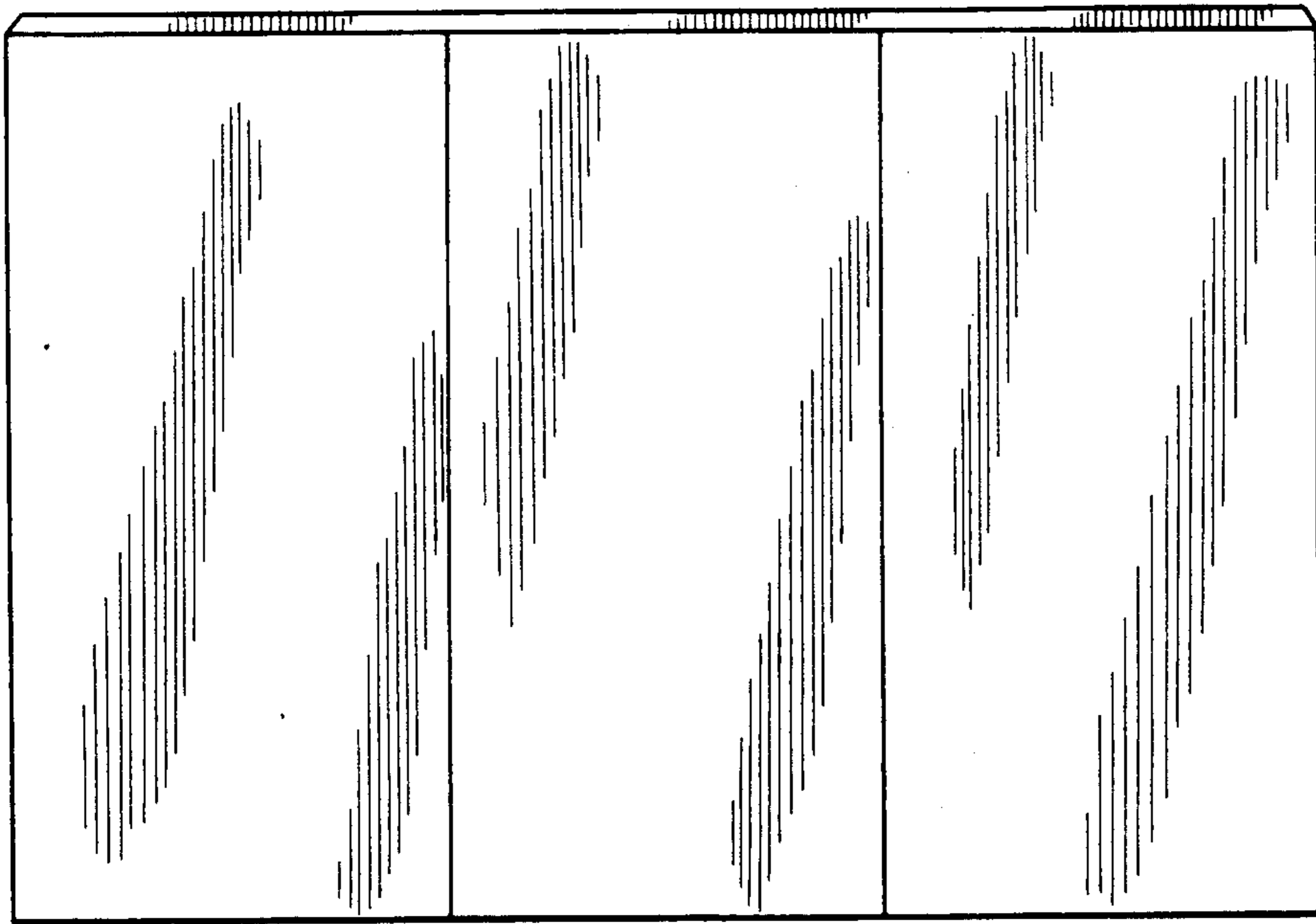


FIG. 2




FIG. 3




FIG. 4