

[54] **TAPE DISPENSER**

[76] **Inventor: Harrison Huang, No. 23, Lin Tsuo Rd., Shengkang, Taichung, Taiwan**

[**] **Term: 14 Years**

[21] **Appl. No.: 250,813**

[22] **Filed: Sep. 28, 1988**

[52] **U.S. Cl. D19/69; D19/67**

[58] **Field of Search D19/67, 68, 69, 65, D19/100, 75; 225/6, 19, 35, 45, 56, 77, 89; 312/39**

[56] **References Cited**

U.S. PATENT DOCUMENTS

D. 190,781	6/1961	Reinecke	D19/69
D. 248,561	7/1978	Deering, Jr.	D19/69
D. 289,180	4/1987	Crawford et al.	D19/69
D. 290,618	6/1987	Vitacco	D19/69
D. 298,042	10/1988	Szablak et al.	D19/67
D. 310,104	8/1990	Uchida	D19/67
4,175,685	11/1979	Niles	225/19

OTHER PUBLICATIONS

Hong Kong Enterprise (3/87), see p. 375, item F36/F5600, lower right.

Hong Kong Enterprise (3/87), see p. 375, item T43/TF169, lower right center.


Primary Examiner—Bruce W. Dunkins
Assistant Examiner—Martha Thompson
Attorney, Agent, or Firm—Brumbaugh, Graves, Donohue & Raymond

[57] **CLAIM**

The ornamental design for a tape dispenser, as shown and described.

DESCRIPTION

FIG. 1 is a right front perspective view of a tape dispenser showing my new design;
FIG. 2 is a front elevational view;
FIG. 3 is a rear elevational view;
FIG. 4 is a left side elevational view;
FIG. 5 is a right side elevational view;
FIG. 6 is a top plan view; and
FIG. 7 is a bottom plan view thereof.






FIG. 1




FIG. 2




FIG. 3




FIG. 4

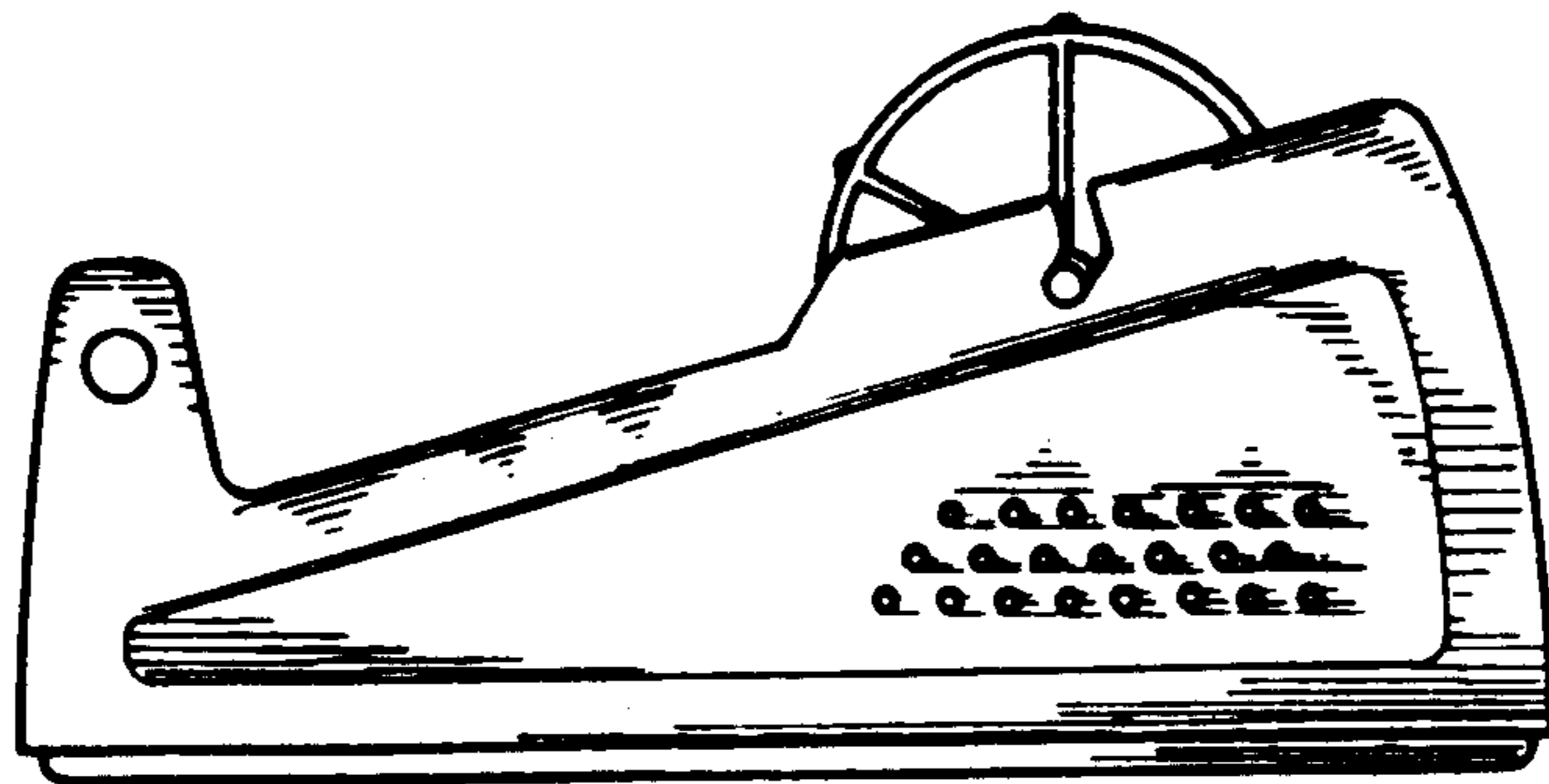


FIG. 5




FIG. 6

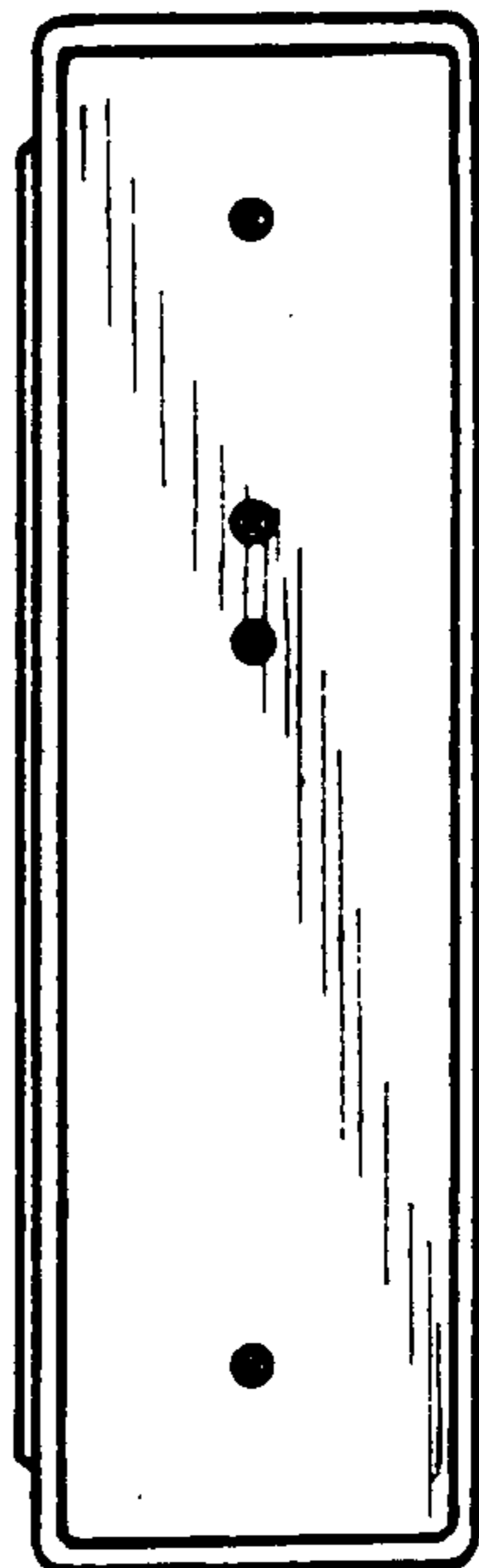


FIG. 7