

[54] **WRITING INSTRUMENT**

[75] **Inventor: Pierre Regnault, Valence, France**

[73] **Assignee: Etablissements Regnault, Valence, France**

[**] **Term: 14 Years**

[21] **Appl. No.: 249,095**

[22] **Filed: Sep. 26, 1988**

[52] **U.S. Cl. D19/48; D19/43; D19/56; D19/57**

[58] **Field of Search D19/35, 36, 41-51, D19/54-58; 401/192, 202, 209**

[56] **References Cited**

U.S. PATENT DOCUMENTS

D. 121,406	7/1940	Whitehouse	D19/48
D. 143,508	1/1946	Reynolds	D19/48
D. 169,307	4/1953	Ferber	D19/48
D. 284,773	7/1986	Schwartz et al.	D19/48
D. 285,930	9/1986	Bulwick	D19/43 X
D. 285,936	9/1986	Booker et al.	D19/51
D. 286,164	10/1986	Tinz	D19/48
D. 306,458	3/1990	Lecce	D19/48
D. 310,542	9/1990	Regnault	D19/43

Primary Examiner—Bruce W. Dunkins
Assistant Examiner—Martha Thompson
Attorney, Agent, or Firm—Finnegan, Henderson, Farabow, Garrett & Dunner

[57] **CLAIM**

The ornamental design for a writing instrument, as shown and described.

DESCRIPTION

FIG. 1 is a front elevational view of a writing instrument showing my new design, with the cap member in a stored position;

FIG. 2 is a left side elevational view in an exploded condition;

FIG. 3 is a right side elevational view with the cap member in place;

FIG. 4 is a front elevational view of FIG. 3;

FIG. 5 is a left side elevational view of FIG. 3;

FIG. 6 is a rear elevational view of FIG. 3;

FIG. 7 is a bottom plan view of FIG. 3;

FIG. 8 is a top plan view of FIG. 3;

FIG. 9 is a front elevational view of a second embodiment of my new design with the cap member in a stored position;

FIG. 10 is a left side elevational view in an exploded condition;

FIG. 11 is a right side elevational view with the cap member in place;

FIG. 12 is a front elevational view of FIG. 11;

FIG. 13 is a left side elevational view of FIG. 11;

FIG. 14 is a rear elevational view of FIG. 11;

FIG. 15 is a bottom plan view of FIG. 11; and

FIG. 16 is a top plan view of FIG. 11.

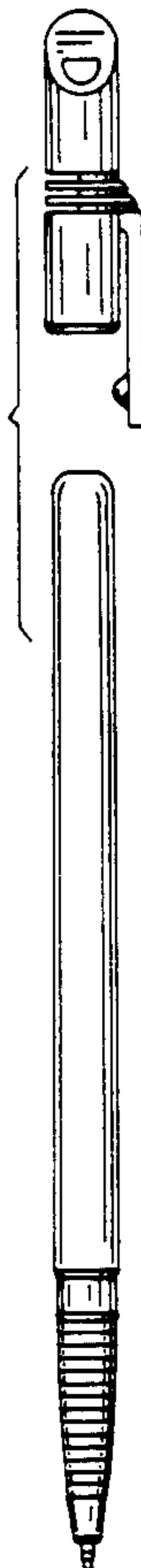


FIG.1

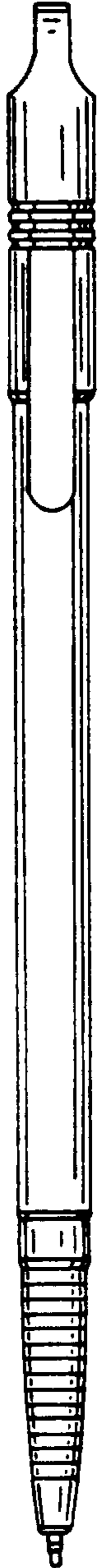


FIG.2

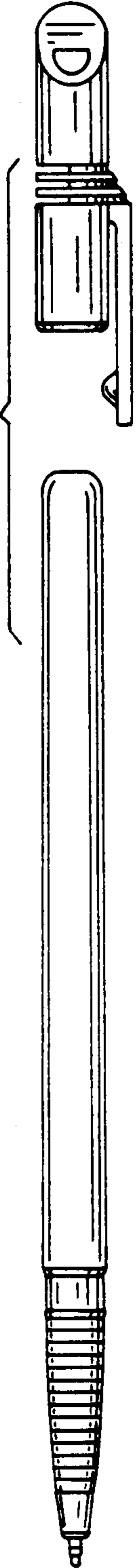


FIG.3

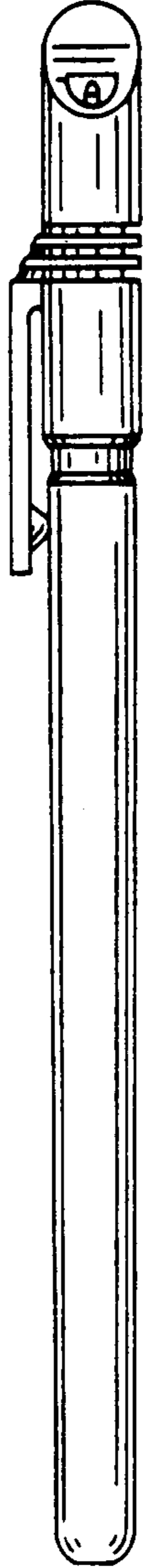


FIG.4

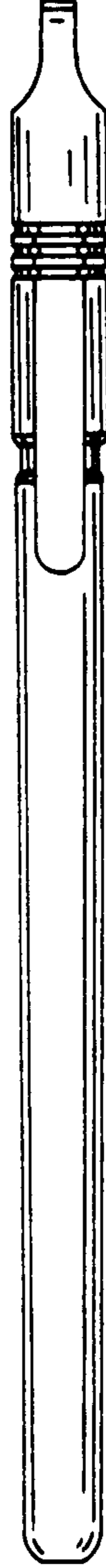


FIG.5

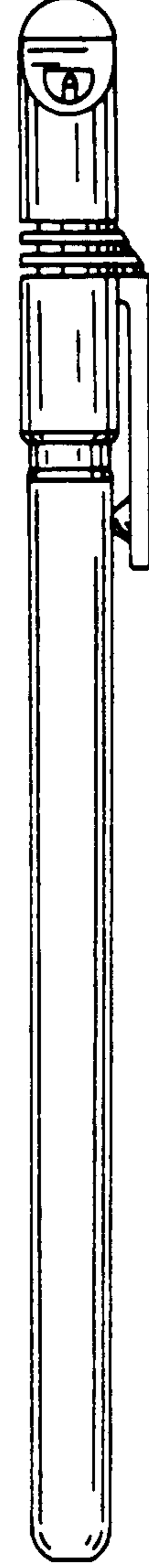


FIG.6



FIG.7



FIG.8



FIG.9

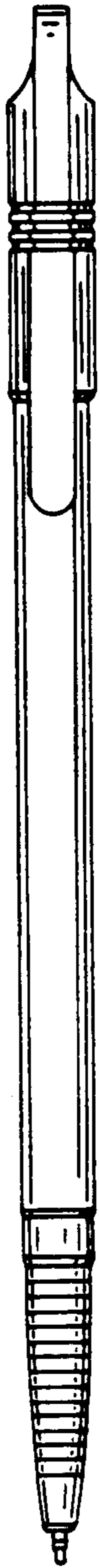


FIG.10

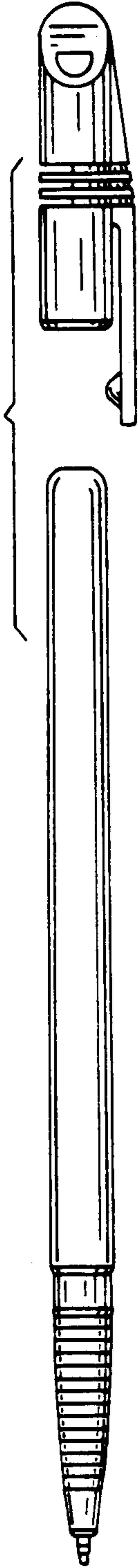


FIG.11

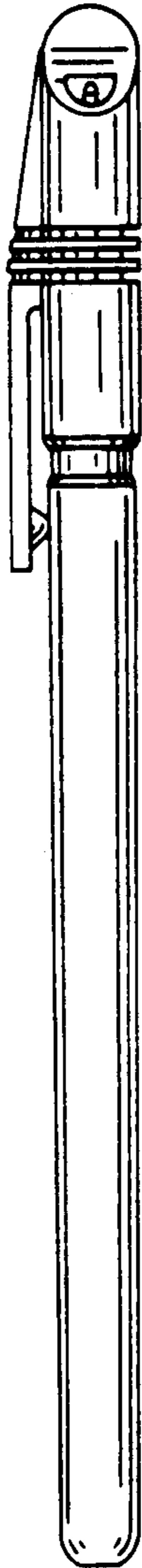


FIG.12




FIG.13

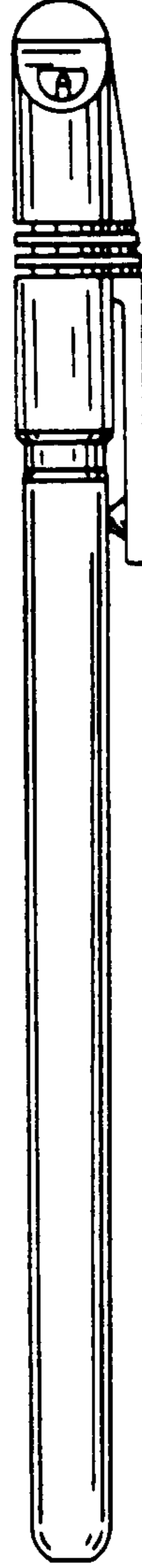


FIG.14

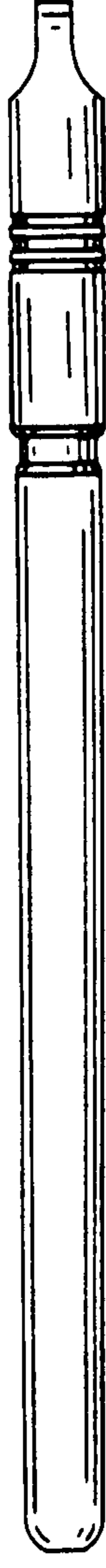


FIG.15



FIG.16

