

[54] **MAGAZINE BINDER**

[76] **Inventor: Charles A. Beck, 2815 Monterey Ave., Costa Mesa, Calif. 91626**

[*] **Notice: The portion of the term of this patent subsequent to Aug. 28, 2004 has been disclaimed.**

[**] **Term: 14 Years**

[21] **Appl. No.: 257,235**

[22] **Filed: Oct. 13, 1988**

[52] **U.S. Cl. D19/32**

[58] **Field of Search D19/26, 27, 32, 33, D19/86, 28; 281/15.1, 47, 45, 19.1, 21.1, 43, 50, 17; 211/42, 43; 402/51, 52, 25**

[56] **References Cited**

U.S. PATENT DOCUMENTS

D. 138,131	6/1944	Aranoff et al. .	
848,245	3/1907	Horowitz	281/47 X
4,138,143	2/1979	Lawes .	
4,426,007	1/1984	Beleckis et al.	281/47 X
4,561,623	12/1985	Shepherd et al.	281/47 X

FOREIGN PATENT DOCUMENTS

2011111	7/1971	Fed. Rep. of Germany	281/47
1550348	12/1968	France	281/47

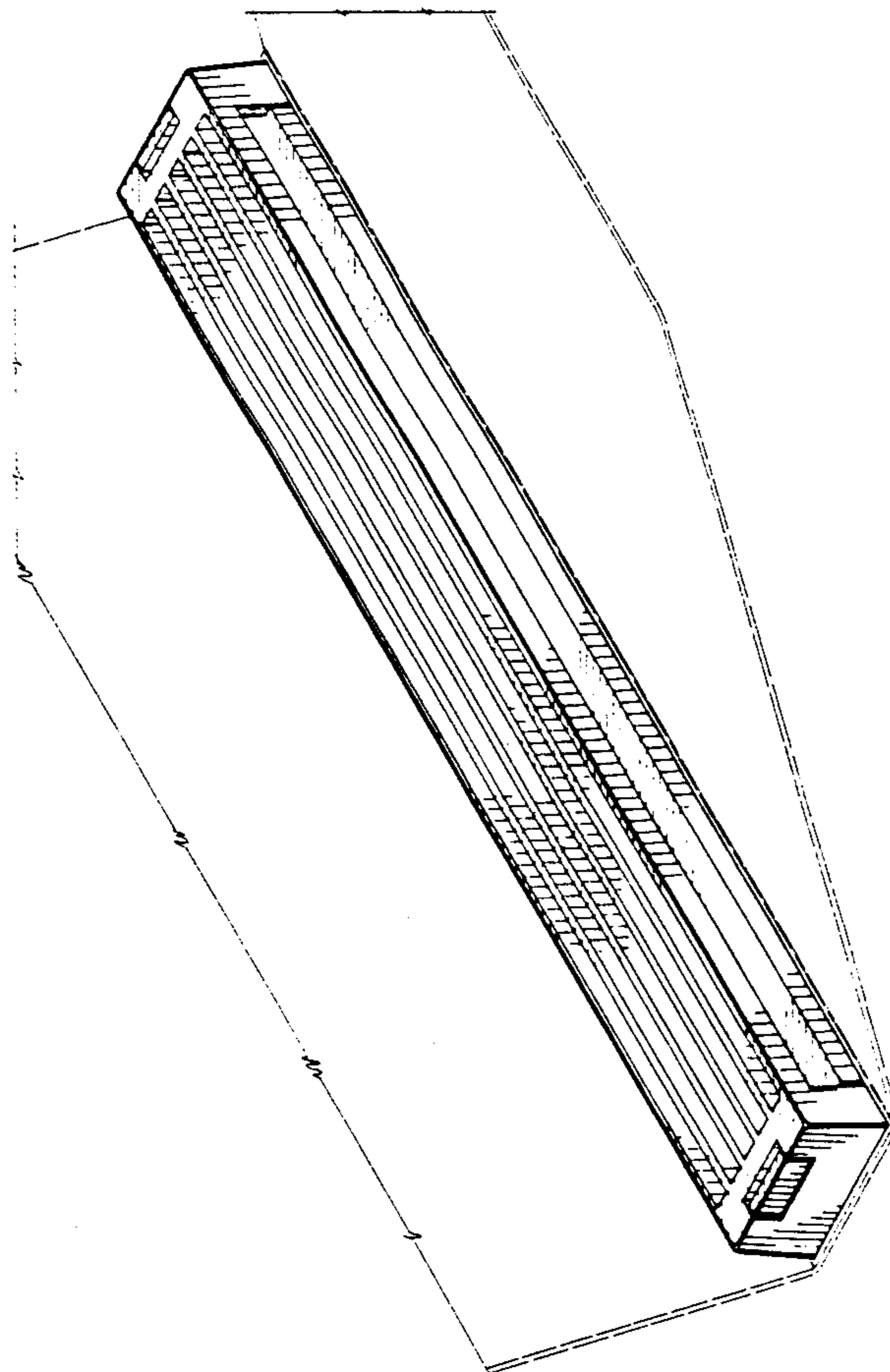
Primary Examiner—Wallace R. Burke
Assistant Examiner—P. Schmidt
Attorney, Agent, or Firm—F. Eugene Logan

[57] **CLAIM**

The ornamental design for a magazine binder, as shown and described.

DESCRIPTION

FIG. 1 is an enlarged perspective view of a magazine binder showing my new design;
FIG. 2 is a top plan view thereof;
FIG. 3 is a side elevational view thereof, the undisclosed side being the same;
FIG. 4 is a bottom plan view thereof;
FIG. 5 is an end elevational view thereof, the undisclosed end being the same;
FIG. 6 is a top plan view of the grid part of FIG. 1;
FIG. 7 is a side elevational view thereof, the undisclosed side being the same;
FIG. 8 is a bottom plan view thereof;
FIG. 9 is an end elevational view thereof, the undisclosed end being the same;
FIG. 10 is a top plan view of the base part of FIG. 1;
FIG. 11 is a side elevational view thereof, the undisclosed side being the same;
FIG. 12 is a bottom plan view thereof;
FIG. 13 is an end elevational view thereof, the undisclosed end being the same.



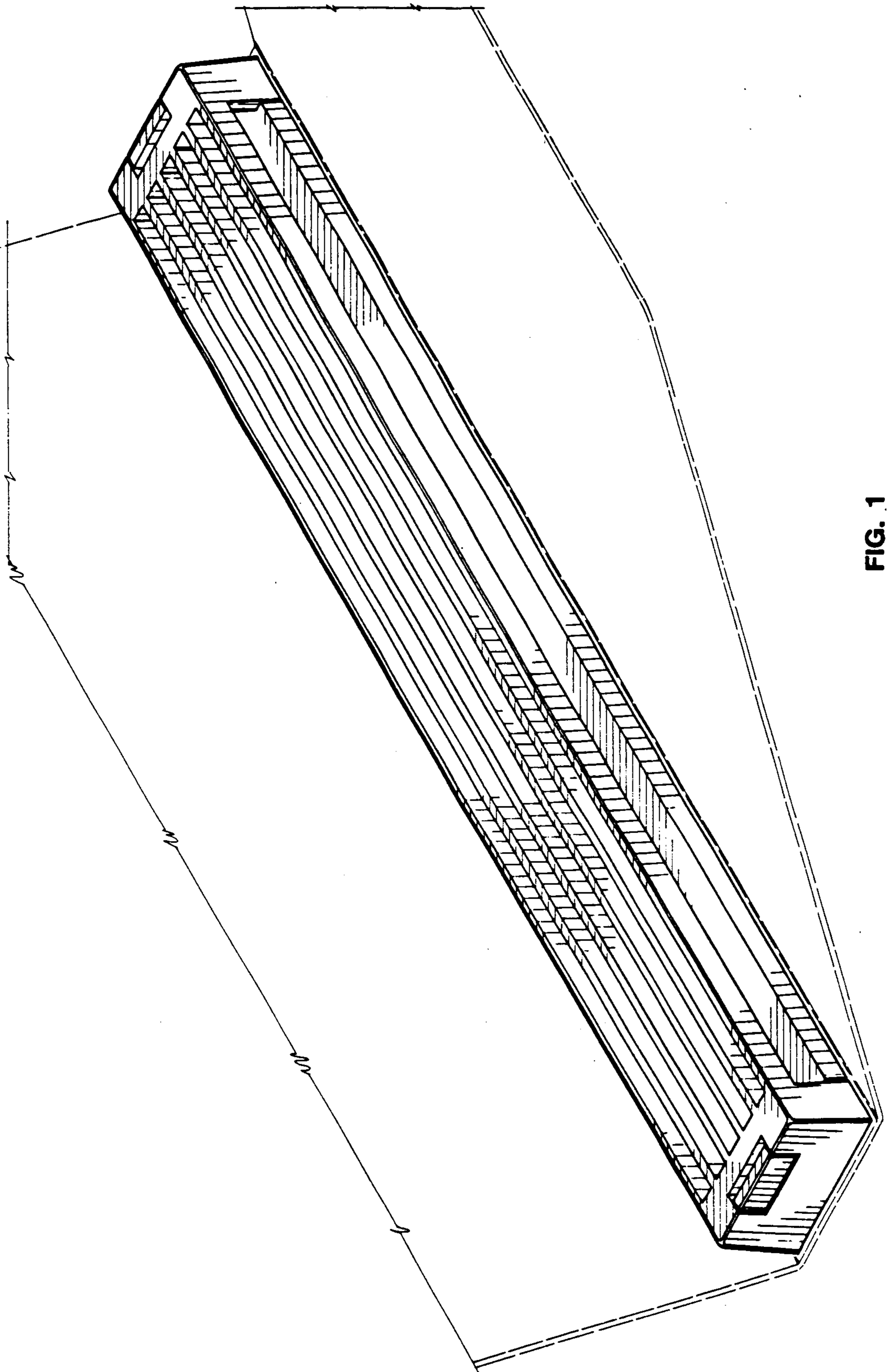


FIG. 1




FIG. 2

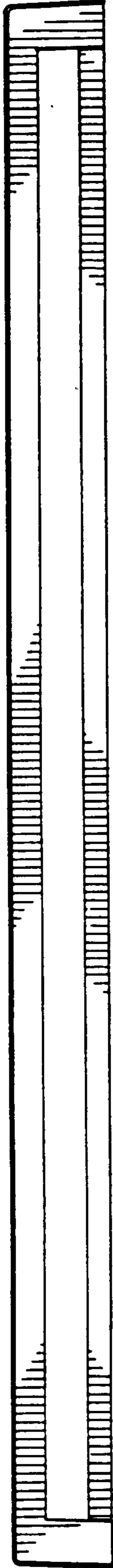


FIG. 3




FIG. 4



FIG. 5




FIG. 6

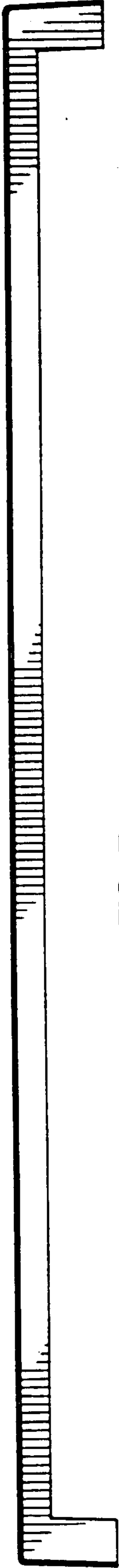


FIG. 7

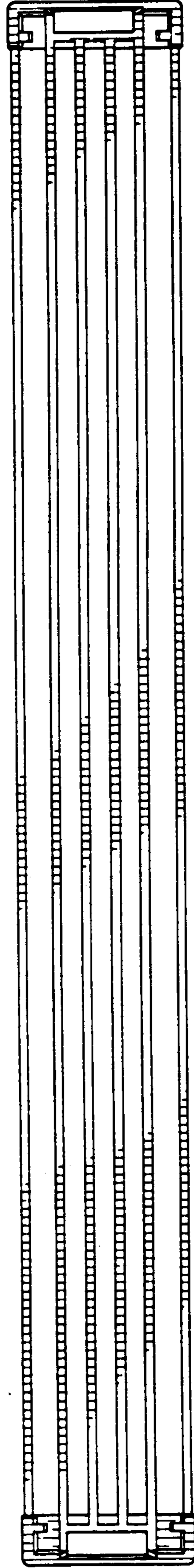


FIG. 8




FIG. 9




FIG. 10

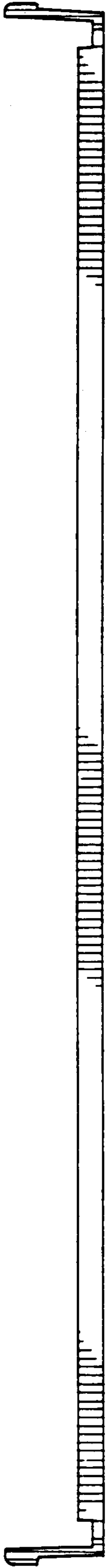


FIG. 11




FIG. 12

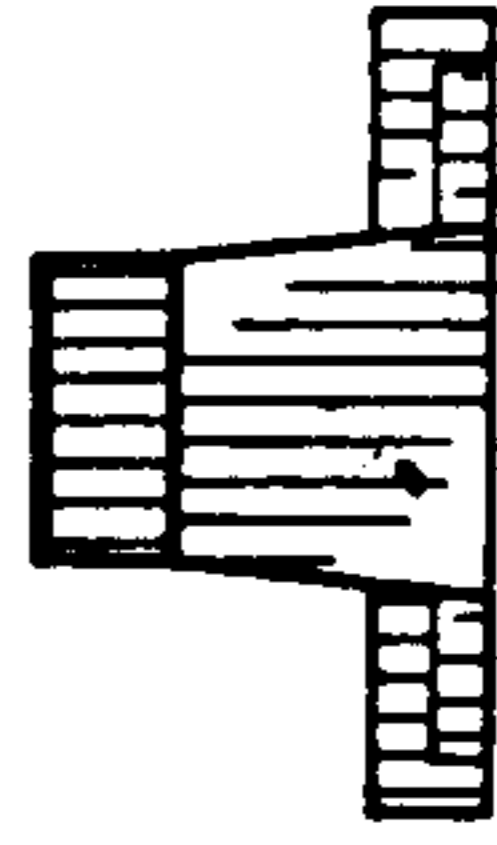


FIG. 13