

[54] ELECTRICAL LOAD CENTER ENCLOSURE

4,162,517 7/1979 Reed 361/356 X
4,827,502 5/1989 Suffi et al. 361/426 X

[75] Inventor: Jeffery J. Buchanan, Lexington, Ky.

Primary Examiner—Susan J. Lucas
Assistant Examiner—J. Sincavage
Attorney, Agent, or Firm—Jose W. Jimenez

[73] Assignee: Square D Company, Palatine, Ill.

[**] Term: 14 Years

[57] CLAIM

[21] Appl. No.: 382,809

The ornamental design for a electrical load center enclosure, as shown and described.

[22] Filed: Jul. 19, 1989

[52] U.S. Cl. D13/160

DESCRIPTION

[58] Field of Search D13/147, 152, 160, 184;
D6/446, 492, 559, 561; 361/350, 351, 355, 356,
357, 358, 361, 363, 390, 428, 429; 439/718, 721;
174/66, 67, 58

FIG. 1 is a perspective view of an electrical load center enclosure showing my new design;
FIG. 2 is a front elevational view thereof;
FIG. 3 is a right side elevational view thereof;
FIG. 4 is a left side elevational view thereof;
FIG. 5 is a rear elevational view thereof;
FIG. 6 is a top plan view thereof;
FIG. 7 is a bottom plan view thereof; and
FIG. 8 is a perspective view of a electrical load center enclosure showing my new design in with the door in the open position.

[56] References Cited

U.S. PATENT DOCUMENTS

D. 220,430 4/1971 Neumann D6/559
2,883,254 4/1959 Bacca D6/559 X
3,618,804 11/1971 Krause 361/363 X
4,076,350 2/1978 Crist D6/559 X

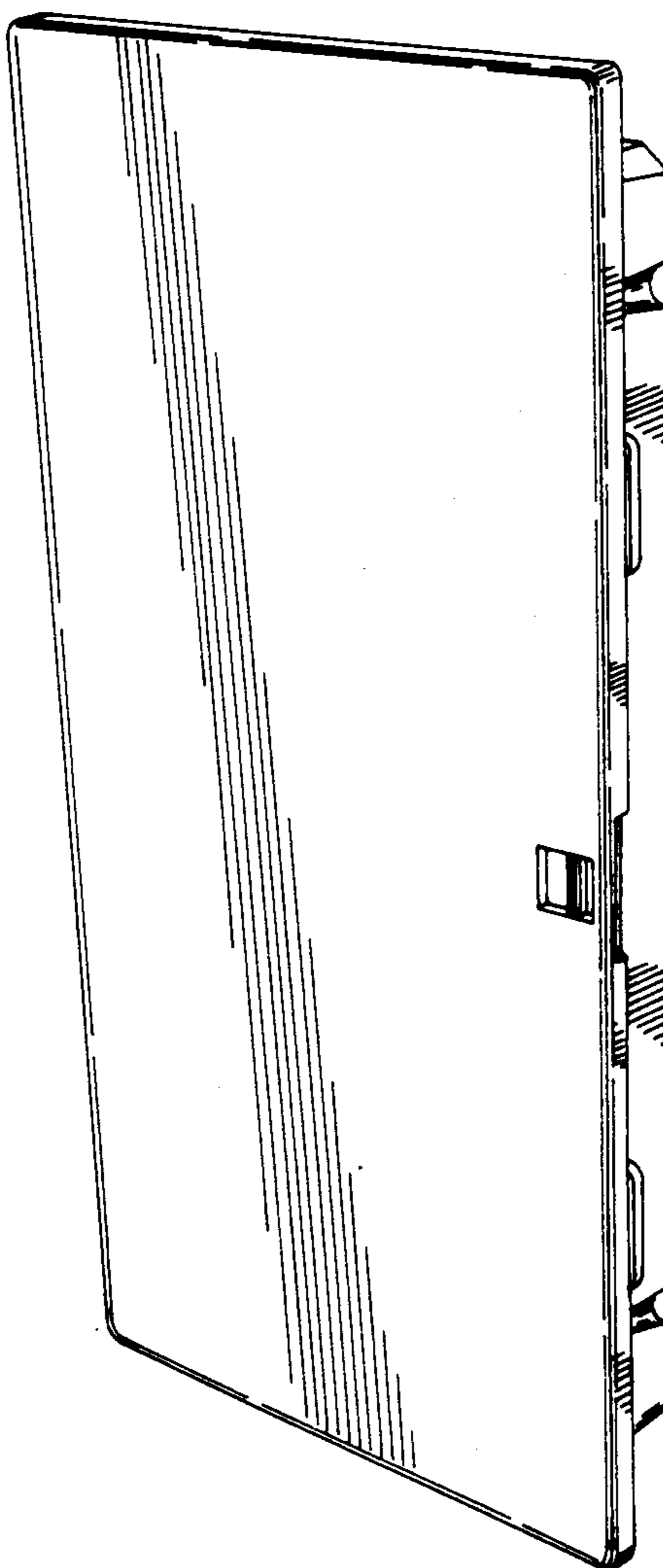


FIG. 1

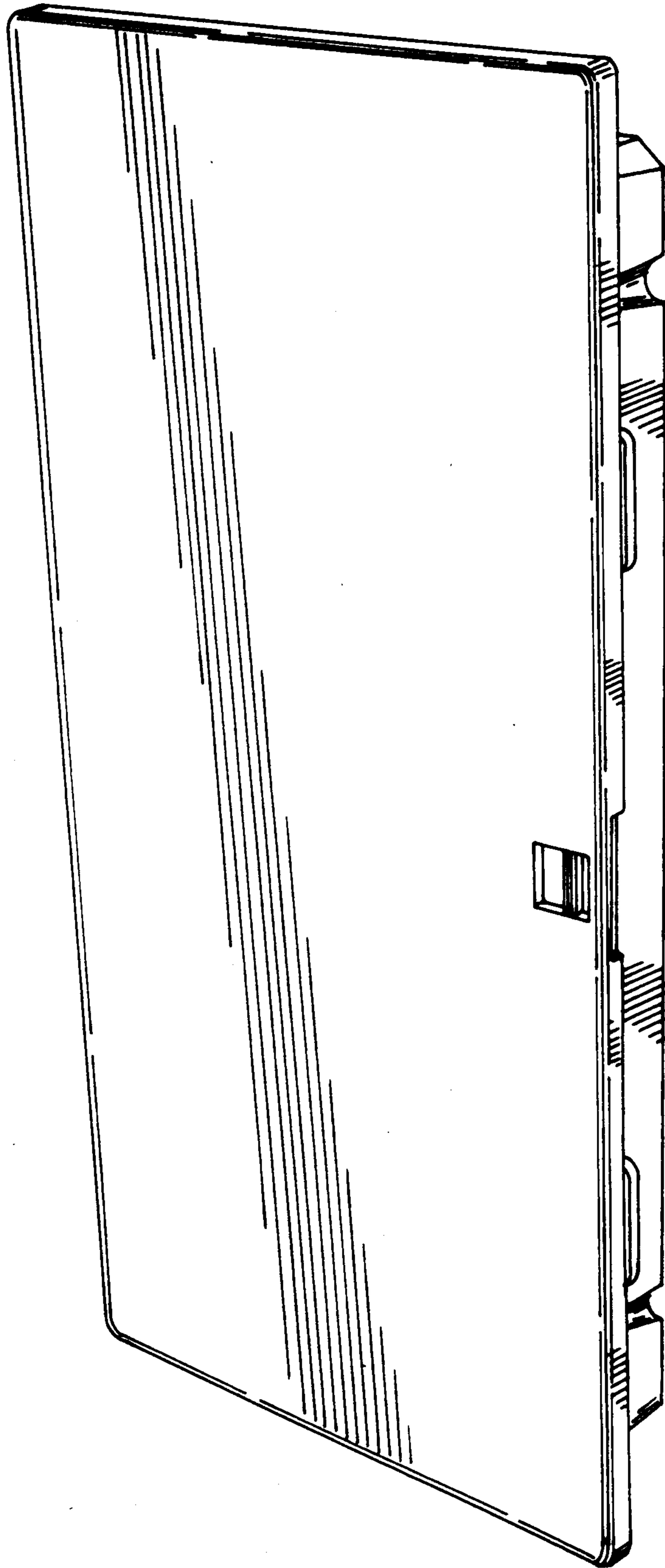


FIG. 2.




FIG. 3.

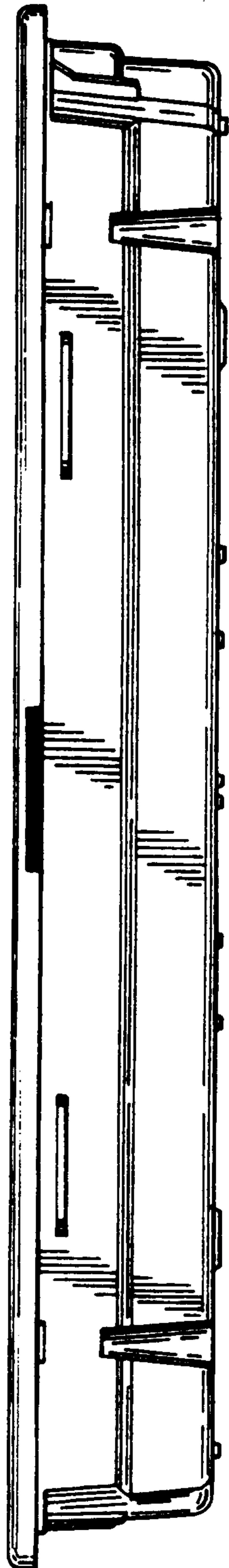


FIG. 4.

FIG. 5.

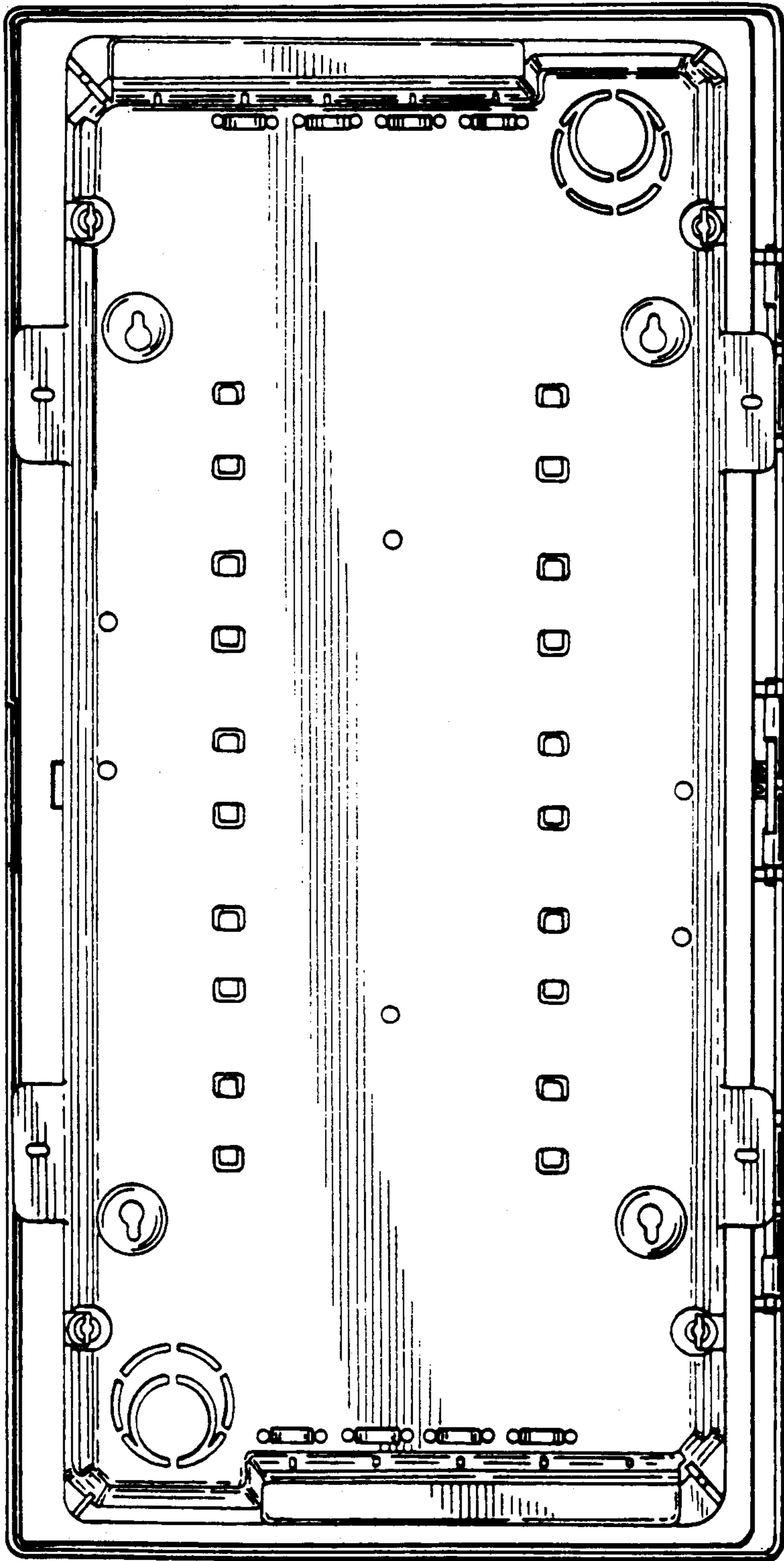
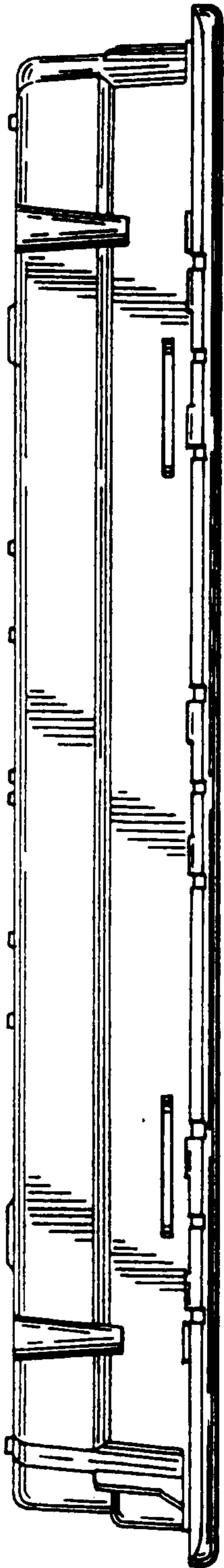


FIG-6-




FIG-7-




FIG. 8

