

[54] **VEHICLE GAUGE**

[75] **Inventor: Shinichi Asano, Tokyo, Japan**

[73] **Assignee: Car Mate Manufacturing Company Limited, Tokyo, Japan**

[**] **Term: 14 Years**

[21] **Appl. No.: 224,533**

[22] **Filed: Jul. 22, 1988**

[52] **U.S. Cl. D10/102**

[58] **Field of Search** D10/2, 15, 20, 53, 57, D10/68, 102; D12/192; 33/355, 364; 73/431, 855; 116/2, 35 R, 35 A, 36, 37, 46, 47, 51, 53, 62.1, 62.3, 305; 296/70-74; 340/700; 364/424.01, 424.03, 424.04; 368/2, 5, 6, 9, 10, 11, 14, 226, 278; 374/141, 142, 107, 205, 208

[56] **References Cited**

U.S. PATENT DOCUMENTS

- D. 192,480 3/1962 Lowe D10/53
- D. 199,808 12/1964 Gazzam, III D10/102 X
- D. 214,201 5/1969 Lane D10/102 X
- D. 279,869 7/1985 Tanaka D10/102 X

- D. 293,777 1/1988 Flowers D12/192
- D. 296,786 7/1988 Baskin D10/2 X
- D. 300,304 3/1989 Lacovelli D10/2
- D. 303,934 10/1989 Lacovelli D10/2
- 2,189,536 2/1940 Stuerzl 116/62.4
- 2,652,652 9/1953 Lasko 116/62.4 X
- 3,768,314 10/1973 Metzler et al. D10/102
- 4,207,768 6/1980 Henss 73/431

Primary Examiner—Nelson C. Holtje
Assistant Examiner—Antoine D. Davis
Attorney, Agent, or Firm—Koda and Androlia

[57] **CLAIM**

The ornamental design for vehicle gauge, as shown and described.

DESCRIPTION

FIG. 1 is a front elevational view of vehicle gauge showing my new design;
 FIG. 2 is a rear elevational view;
 FIG. 3 is a bottom plan view;
 FIG. 4 is a top plan view;
 FIG. 5 is a right side elevational view; and
 FIG. 6 is a left side elevational view.

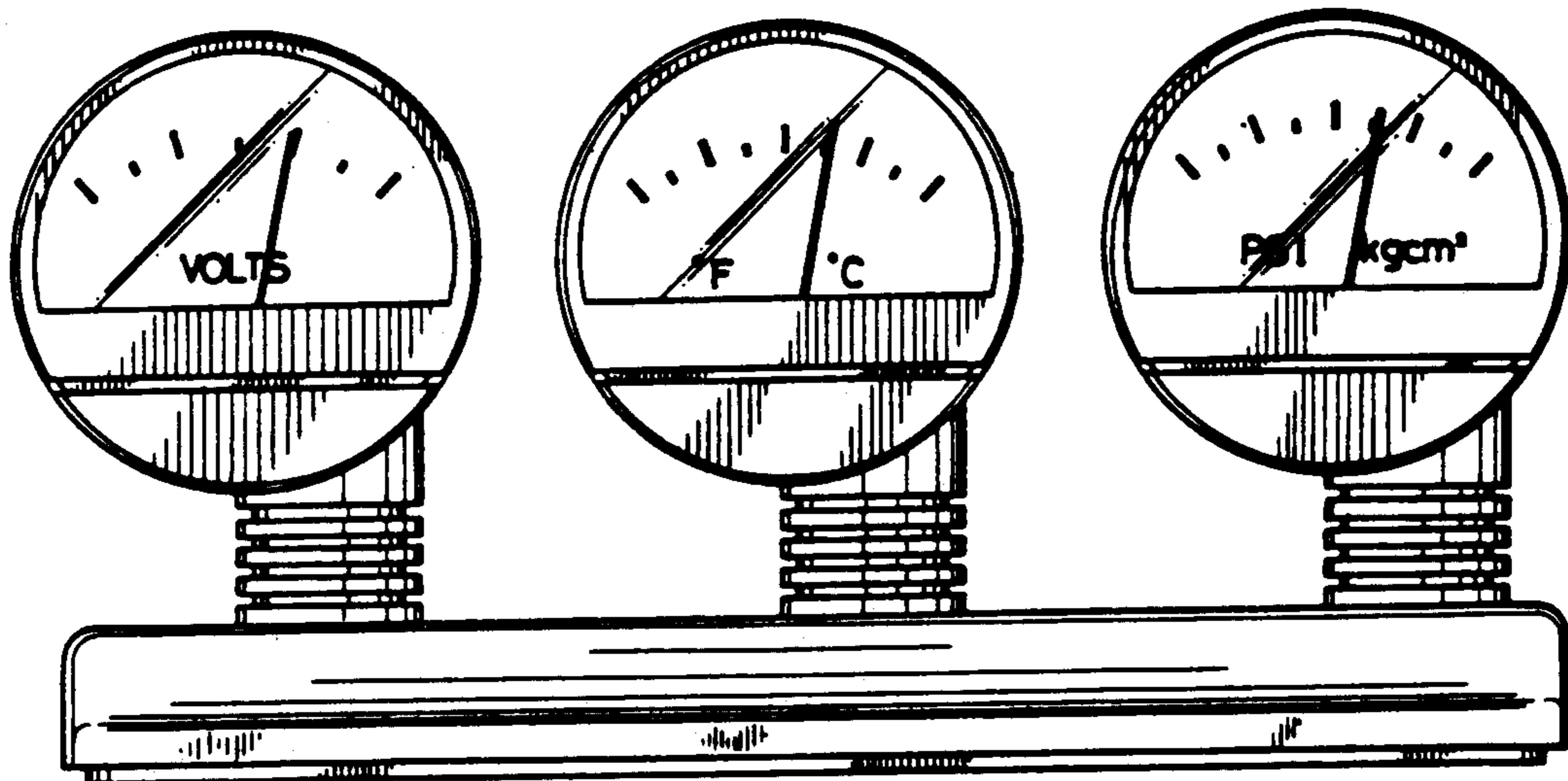


FIG. 1

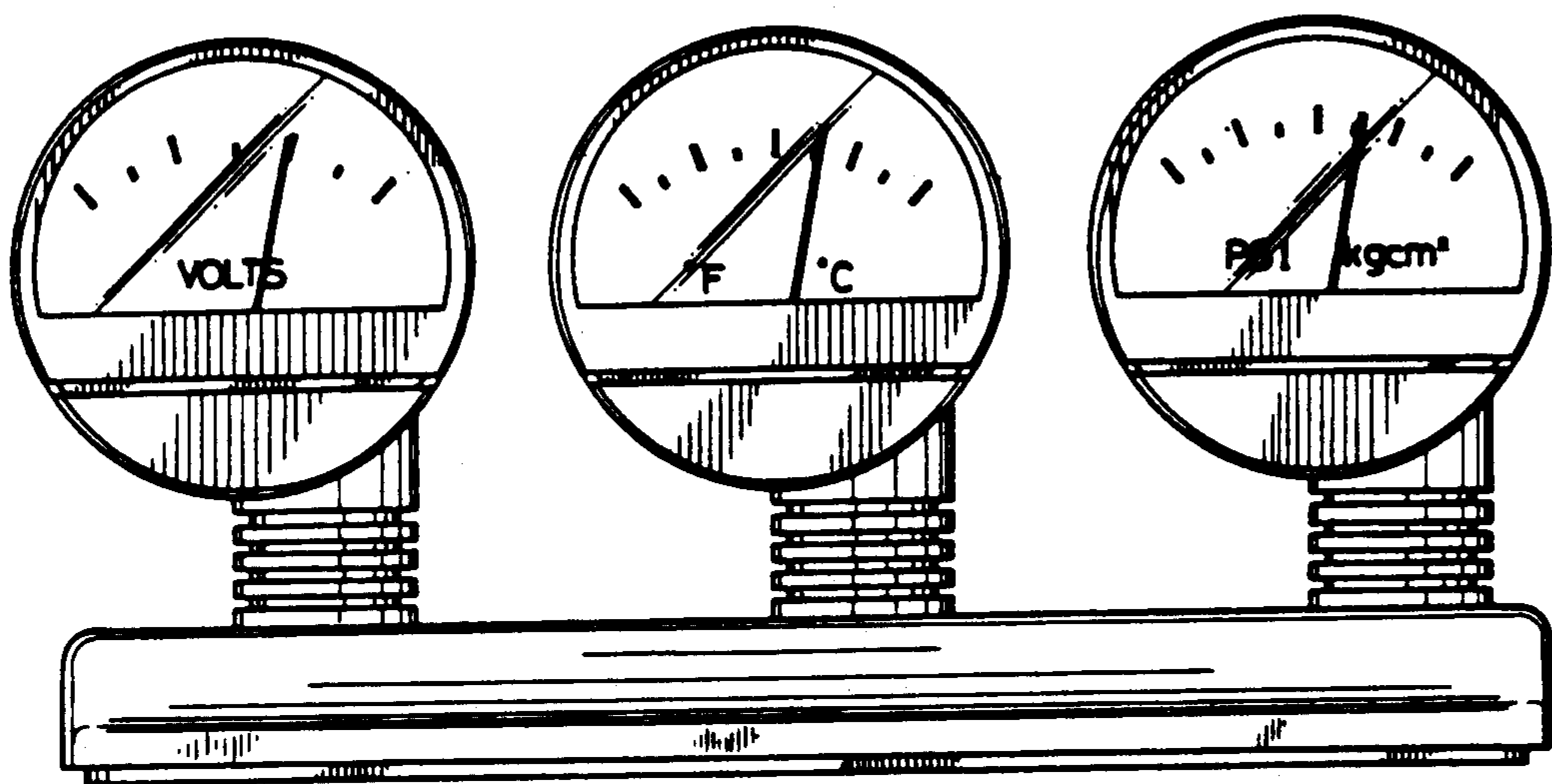


FIG. 4




FIG. 2

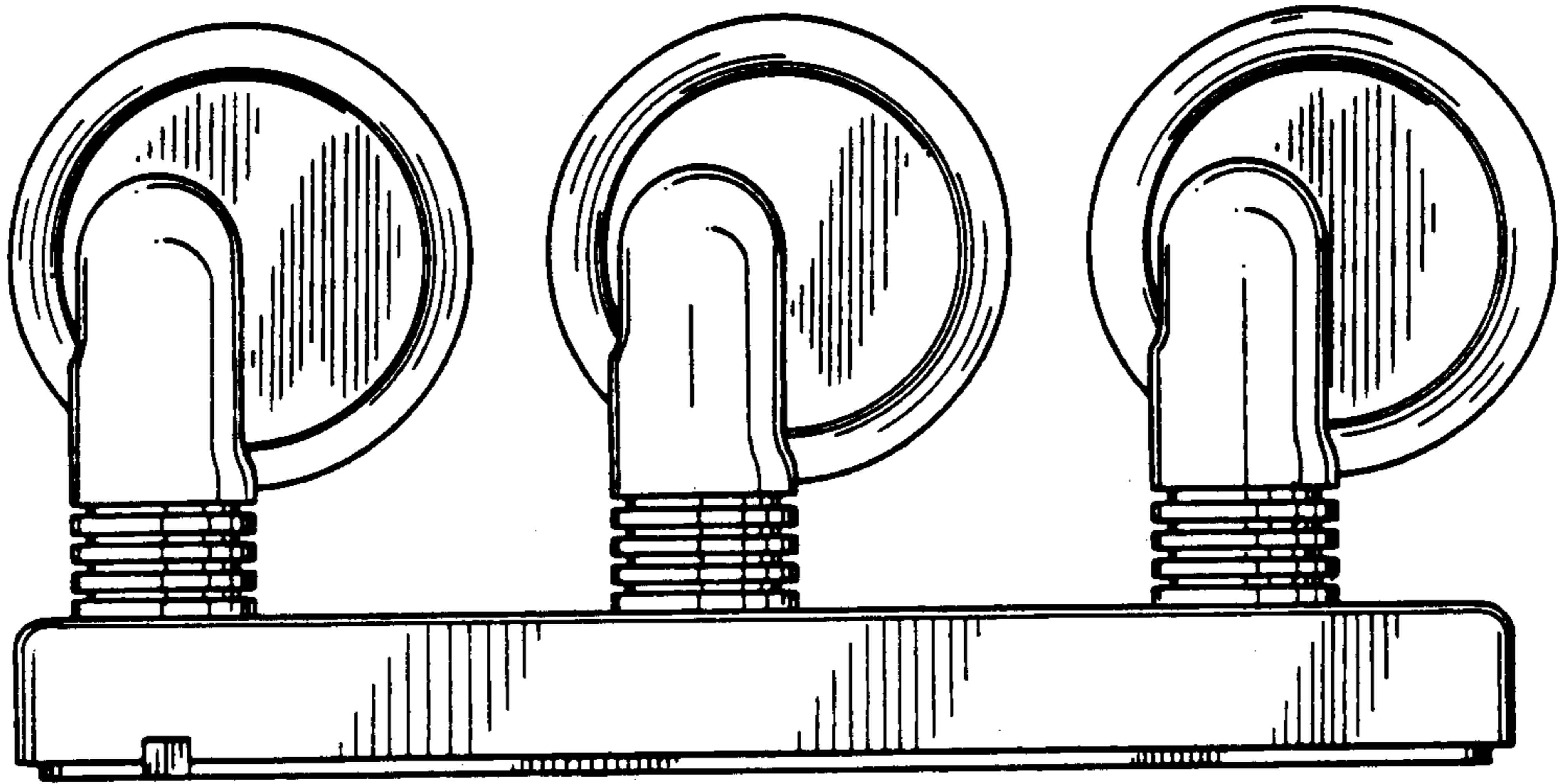


FIG. 3

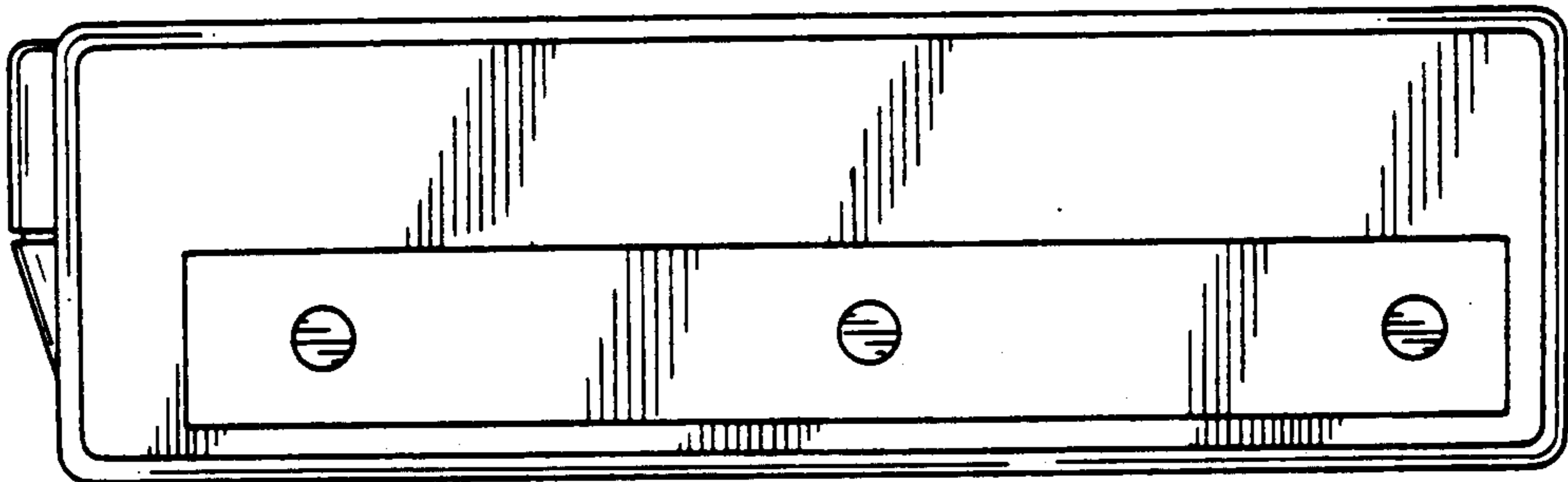


FIG. 5

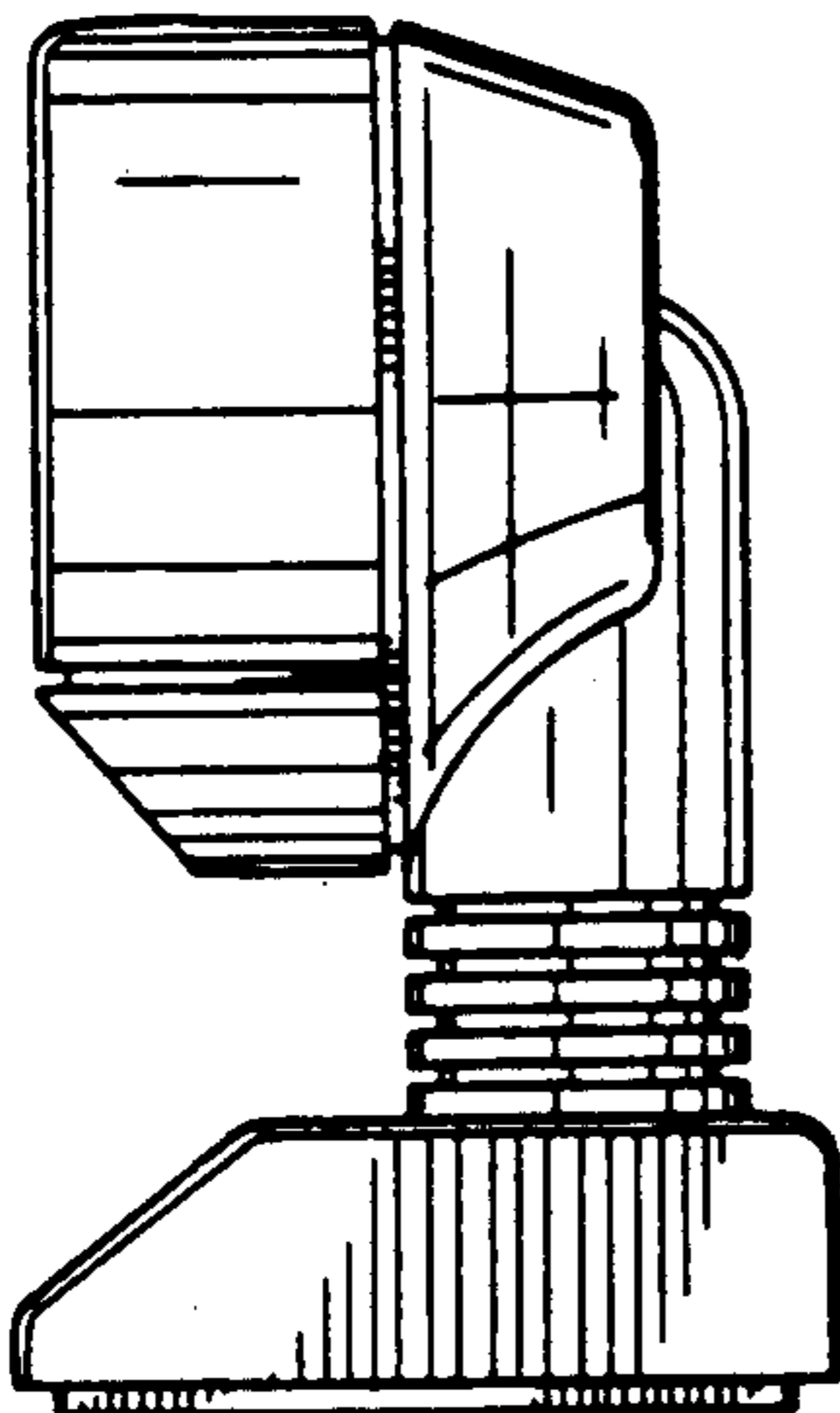


FIG. 6

