

[54] FLEXIBLE POUCH

[75] Inventor: Adam Sherman, Brooklyn, N.Y.

[73] Assignee: Colgate-Palmolive Company, Piscataway, N.J.

[\*\*] Term: 14 Years

[21] Appl. No.: 328,349

[22] Filed: Mar. 23, 1989

[52] U.S. Cl. .... D9/305

[58] Field of Search ..... D9/305, 415, 416; 222/92, 107; 383/904, 905, 906, 907; 206/484, 632, 822; 215/1 C

[56] References Cited

U.S. PATENT DOCUMENTS

D. 200,554	3/1965	Corella et al. ....	D9/426
D. 222,237	10/1971	Schmit .....	D9/302 X
2,446,308	8/1948	Smith .....	229/14
2,620,944	12/1952	Stahl .....	222/107
2,756,154	7/1956	Mahaffy .....	206/484 X
2,866,488	3/1956	Thompson .....	150/5
2,999,627	9/1961	Reinhardt .....	229/55
3,112,047	11/1963	Weinrich et al. ....	222/105
3,171,581	3/1965	Kugler .....	229/53
3,380,646	4/1968	Doyen et al. ....	229/57
3,437,258	8/1969	Kugler .....	229/58
3,463,357	8/1969	MacLean, Jr. et al. ....	222/94
3,473,703	10/1969	Lippincott .....	222/215
3,640,381	2/1972	Kanada .....	206/632 X
3,815,794	6/1974	Carlisle .....	222/491

3,907,164	9/1975	Stich .....	222/3
3,935,993	2/1976	Doyen et al. ....	229/53
4,015,635	4/1977	Goransson .....	138/119
4,119,128	10/1978	Bishop .....	150/8
4,285,376	8/1981	Ausnit .....	150/3
4,353,497	10/1982	Bustin .....	229/55
4,454,979	6/1984	Ikeda et al. ....	229/52 B
4,498,591	2/1985	Smith, II .....	206/620
4,578,813	3/1986	Ausnit .....	383/65
4,627,551	12/1986	Kopp .....	222/107 X

FOREIGN PATENT DOCUMENTS

572976	9/1962	Belgium .
1366310	6/1964	France .
1014006	12/1965	United Kingdom .

Primary Examiner—Bernard Ansher

Assistant Examiner—C. Tuttle

Attorney, Agent, or Firm—Robert C. Sullivan; Murray M. Grill; Michael J. McGreal

[57] CLAIM

The ornamental design for a flexible pouch, as shown.

DESCRIPTION

FIG. 1 is a front elevational view of a flexible pouch embodying my new design;  
 FIG. 2 is a rear elevational view thereof;  
 FIG. 3 is a top plan view thereof;  
 FIG. 4 is a bottom plan view thereof;  
 FIG. 5 is a left side elevational view thereof;  
 FIG. 6 is a right side elevational view thereof; and  
 FIG. 7 is a perspective view thereof.




FIG. 1




FIG. 2




FIG. 3

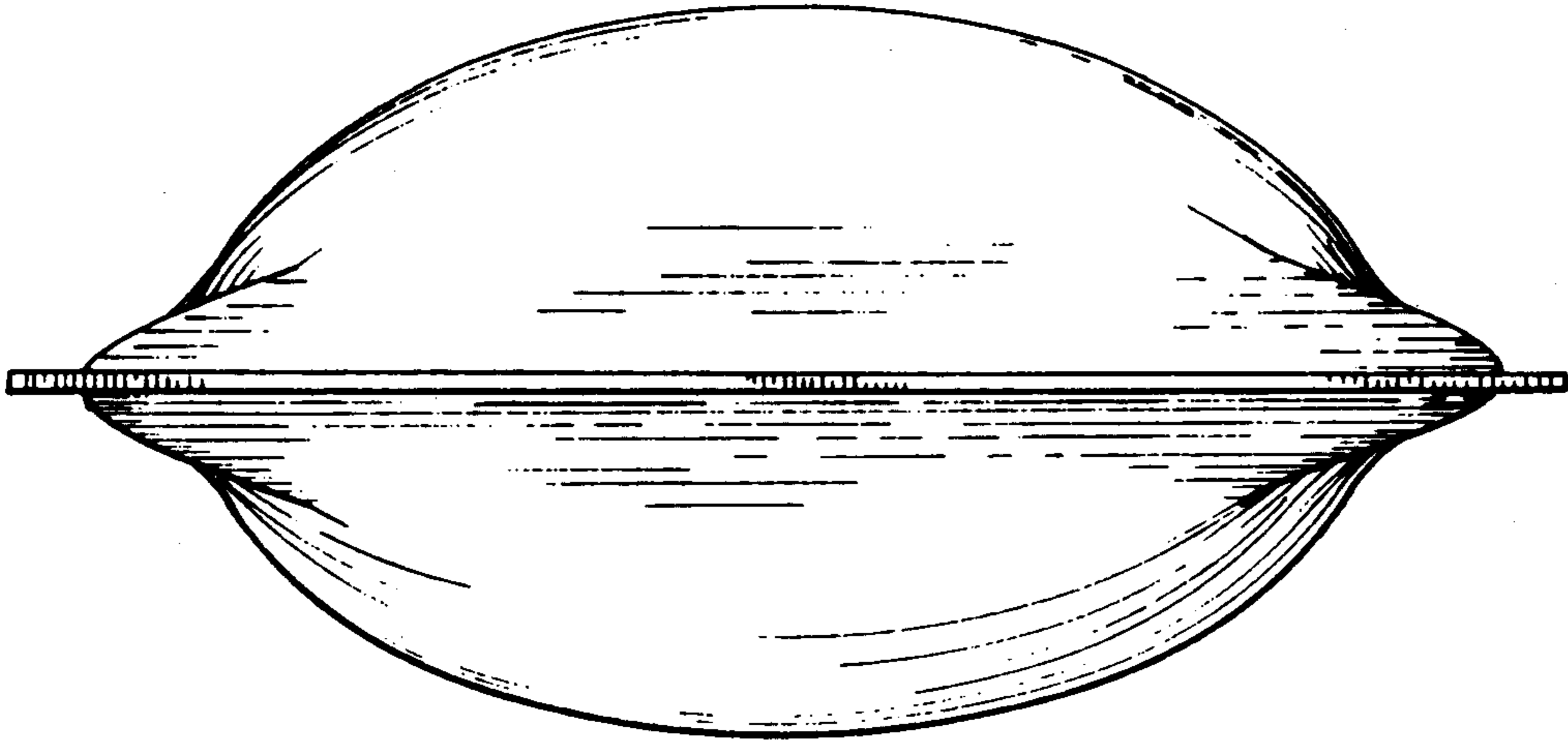


FIG. 4

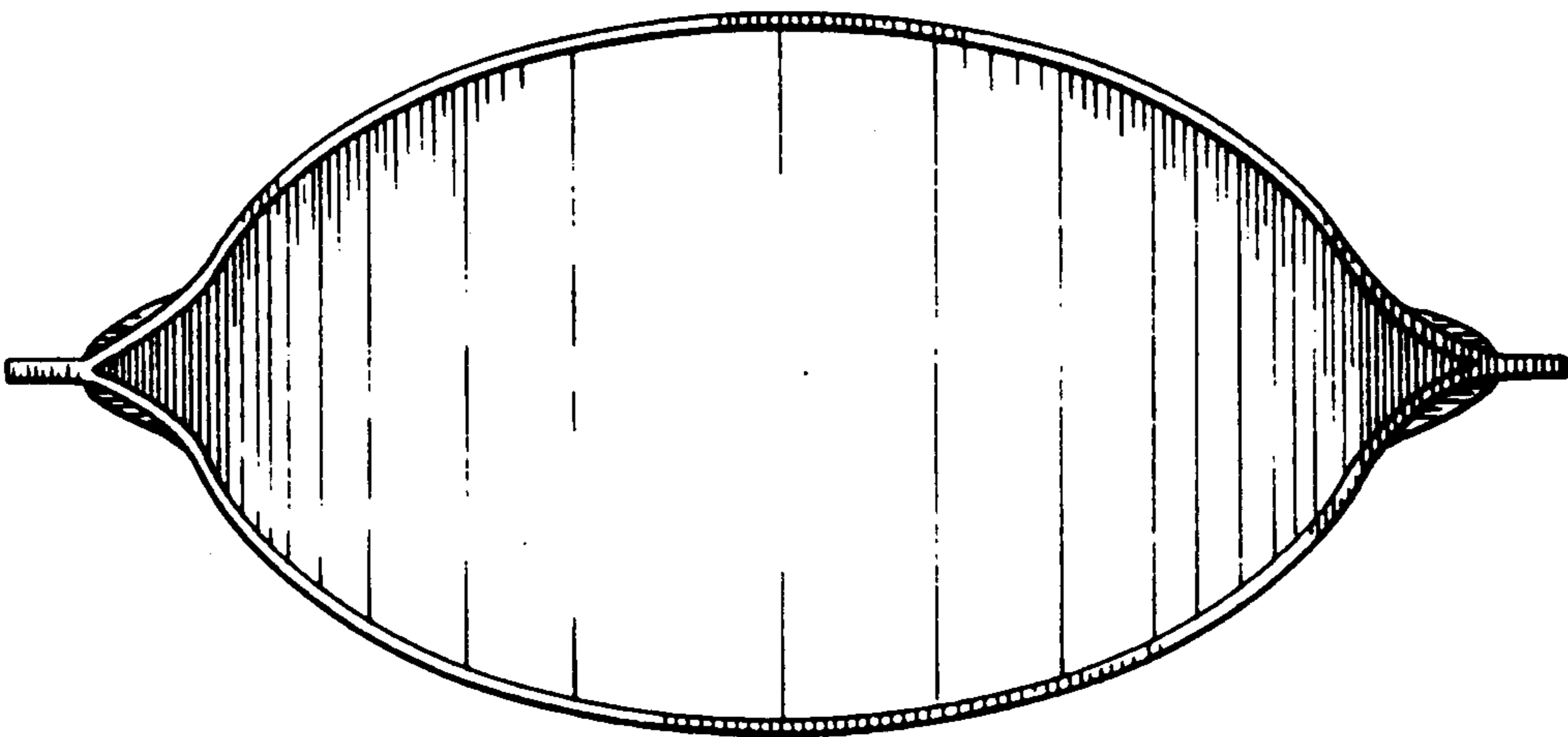


FIG. 5




FIG. 6




FIG. 7

