

[54] **CLIP DRIVER**

[76] **Inventor: Hisao Sato, Daini-Hikariso, 10, Toyotamaminami 3-Chome, Nerima-Ku, Tokyo, Japan**

[**] **Term: 14 Years**

[21] **Appl. No.: 326,842**

[22] **Filed: Mar. 21, 1989**

[30] **Foreign Application Priority Data**

Oct. 14, 1988 [JP] Japan 63-40240

[52] **U.S. Cl. D8/49**

[58] **Field of Search D8/49, 50; 227/107, 227/110, 120, 126-128, 132; 29/243.56, 270, 278, 814**

[56] **References Cited**

U.S. PATENT DOCUMENTS

D. 273,170 3/1984 Sato .
4,353,157 10/1982 Sato .

*Primary Examiner—Terry A. Pfeffer
Attorney, Agent, or Firm—Kanesaka and Takeuchi*

[57] **CLAIM**

The ornamental design for a clip driver, as shown and described.

DESCRIPTION

FIG. 1 is a front, left side and bottom perspective view of a clip driver showing my new design;
FIG. 2 is a top plan view thereof;
FIG. 3 is a bottom plan view thereof;
FIG. 4 is a front elevational view thereof;
FIG. 5 is a longitudinal sectional view thereof;
FIG. 6 is a left side elevational view thereof; and
FIG. 7 is a right side elevational view thereof.
The rear elevational view is the mirror image of the front elevational view.

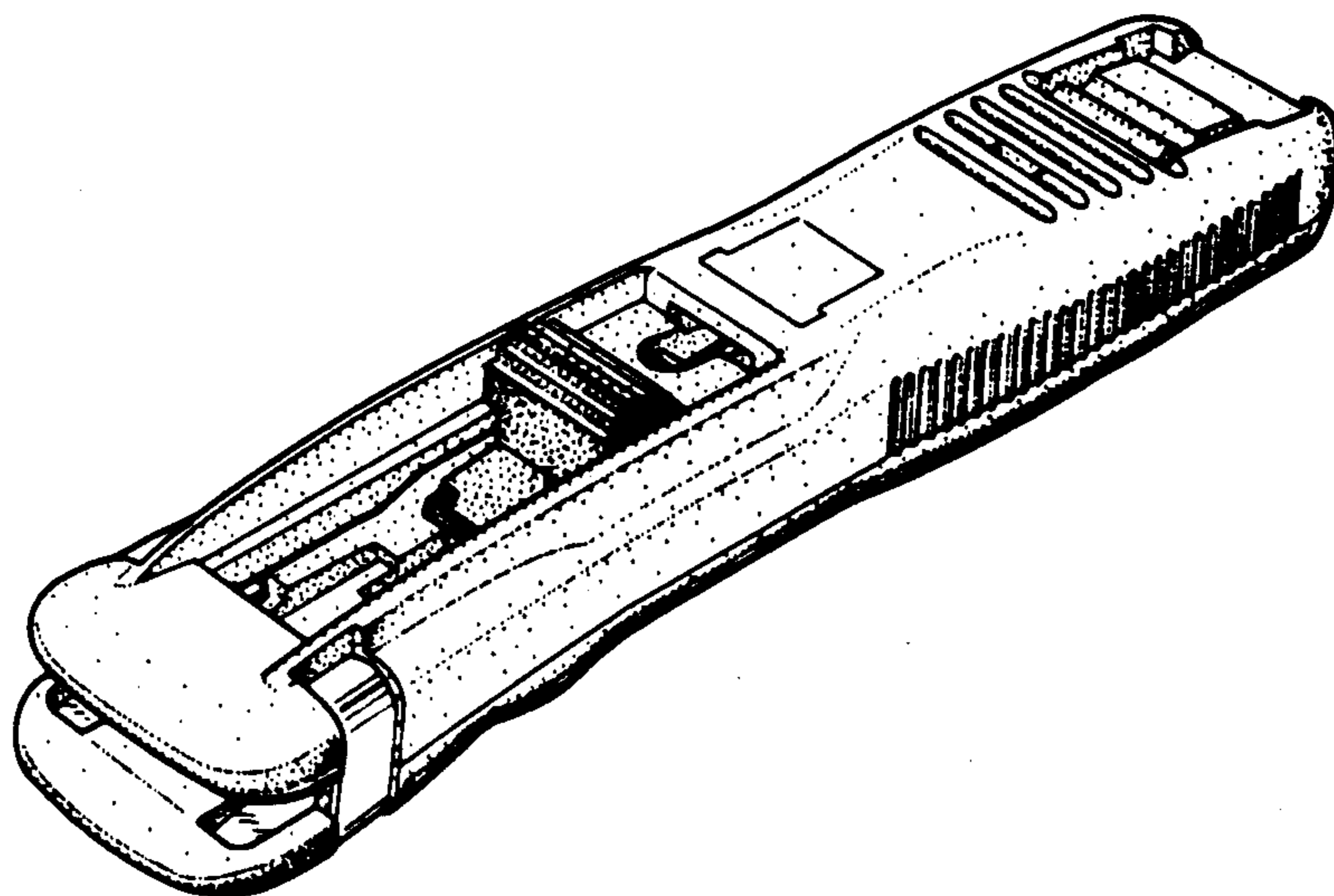


FIG. 1

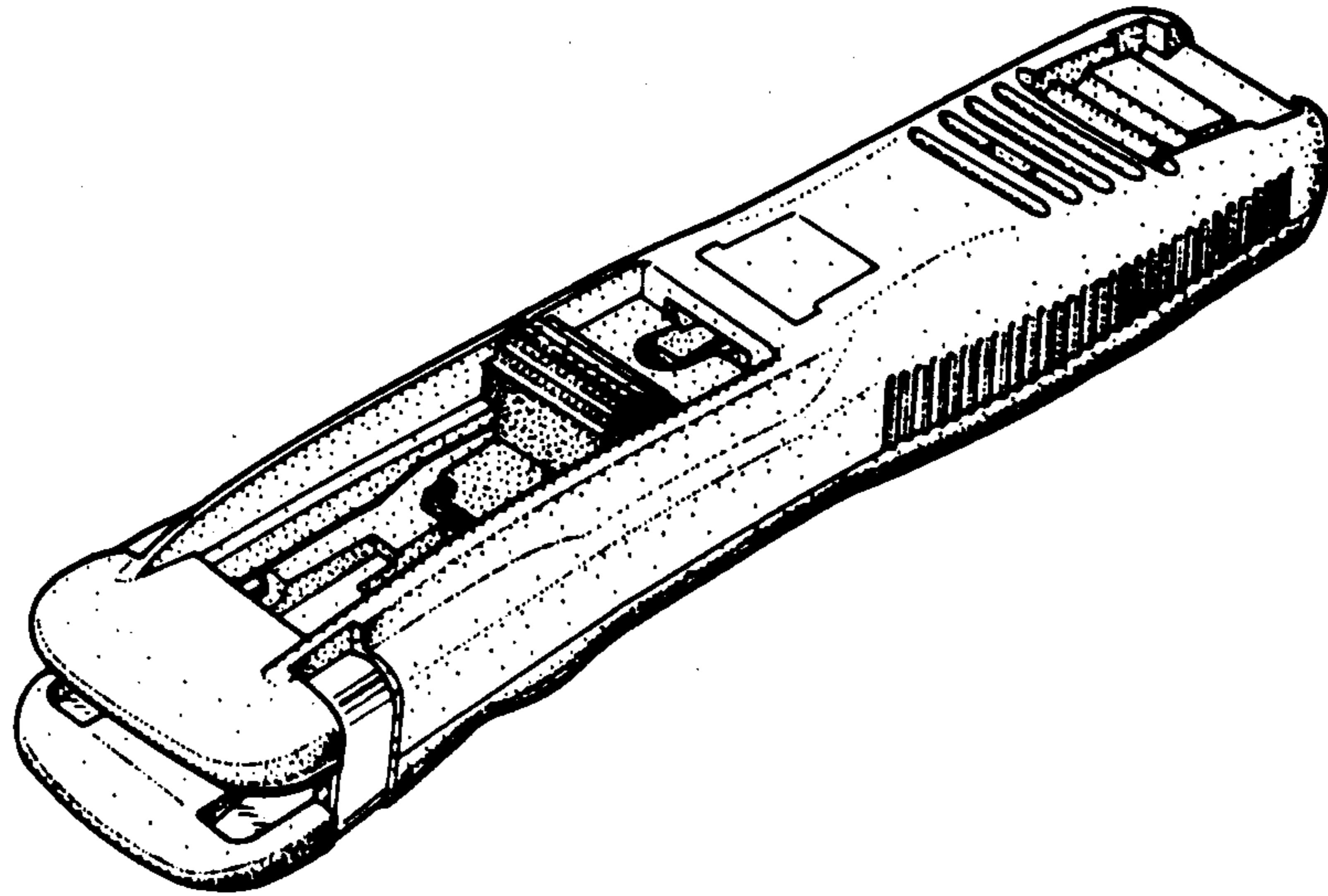


FIG. 2

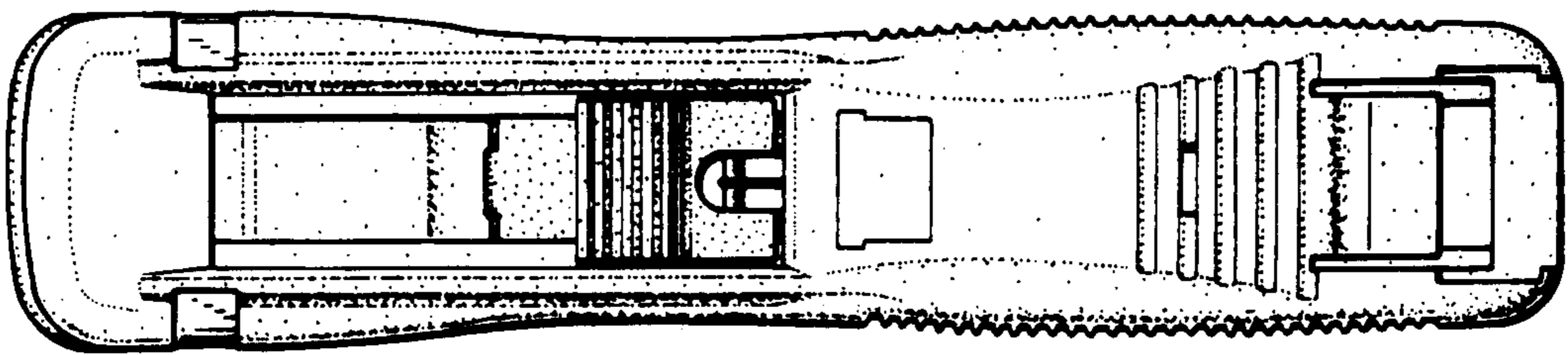


FIG. 3




FIG. 4

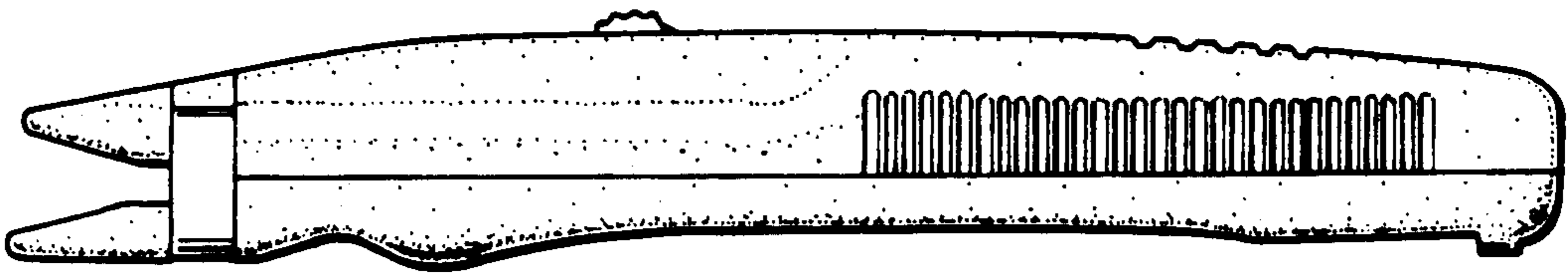


FIG. 5




FIG. 6




FIG. 7

