

[54] **HANDLE GRIP FOR A HAND TOOL**

[75] **Inventor: Manuel Vosbikian, Medford, N.J.**  
[73] **Assignee: Hardware & Industrial Tool Co., Inc., Delanco, N.J.**

[\*\*] **Term: 14 Years**

[21] **Appl. No.: 413,011**

[22] **Filed: Sep. 22, 1989**

[52] **U.S. Cl. .... D8/10; D8/DIG. 7; D8/107**

[58] **Field of Search .... D8/1, 10, 303, 13, 107, D8/DIG. 1, DIG. 10; 81/489, 177.2, 33, 32; 273/73 J, 73 F, 81.6; 16/111 R; 74/523; 294/57; D4/138**

[56] **References Cited**

**U.S. PATENT DOCUMENTS**

D. 220,466 4/1971 Hart ..... D8/1  
D. 288,400 2/1987 Vosbikian ..... D8/1  
D. 300,506 4/1989 Pedone ..... D8/303  
4,481,689 11/1984 Westmoreland .

**FOREIGN PATENT DOCUMENTS**

1396424 6/1975 United Kingdom ..... 273/73 J

**OTHER PUBLICATIONS**

Sinclair & Rush, Inc., May 7, 1980, p. 1, vinyl hand grips, items 'A' & 'B'.

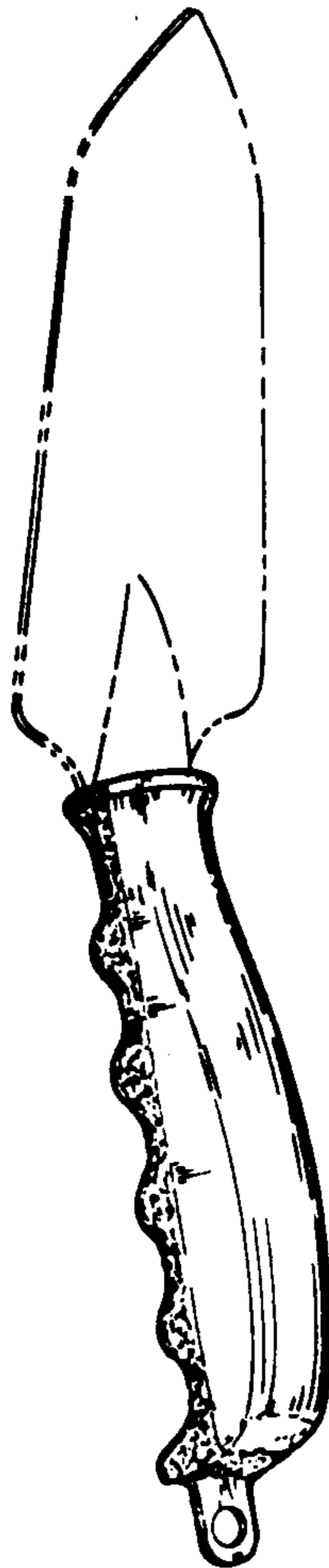
*Primary Examiner*—Wallace R. Burke  
*Assistant Examiner*—Holly H. Baynham  
*Attorney, Agent, or Firm*—Norman E. Lehrer

[57] **CLAIM**

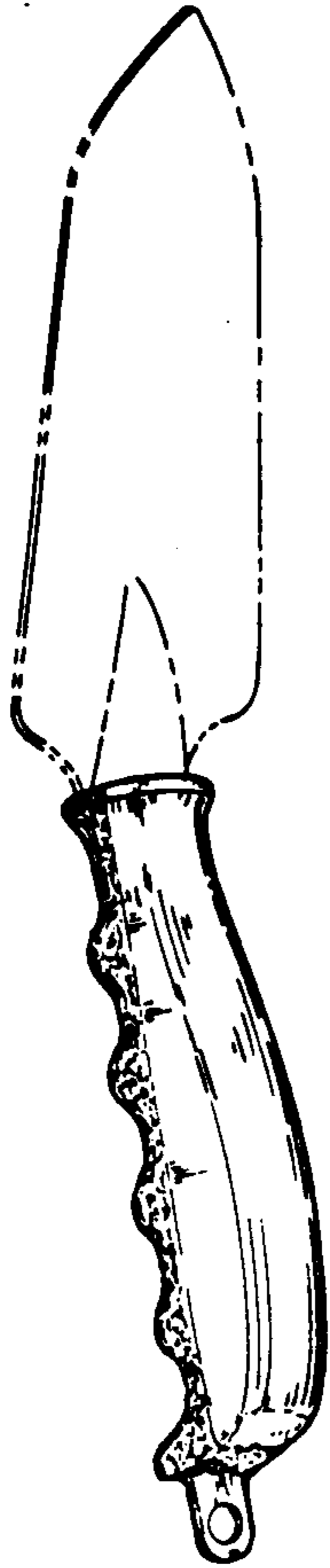
The ornamental design for a handle grip for a hand tool, as shown and described.

**DESCRIPTION**

FIG. 1 is a perspective view of a handle grip for a hand tool showing my new design;  
FIG. 2 is a front elevational view thereof;  
FIG. 3 is a left side elevational view, the right side being a mirror image thereof;  
FIG. 4 is a rear elevational view thereof;  
FIG. 5 is a top plan view thereof, and  
FIG. 6 is a bottom plan view thereof.  
The broken lines showing a blade are for illustrative purposes only and form no part of the claim design.



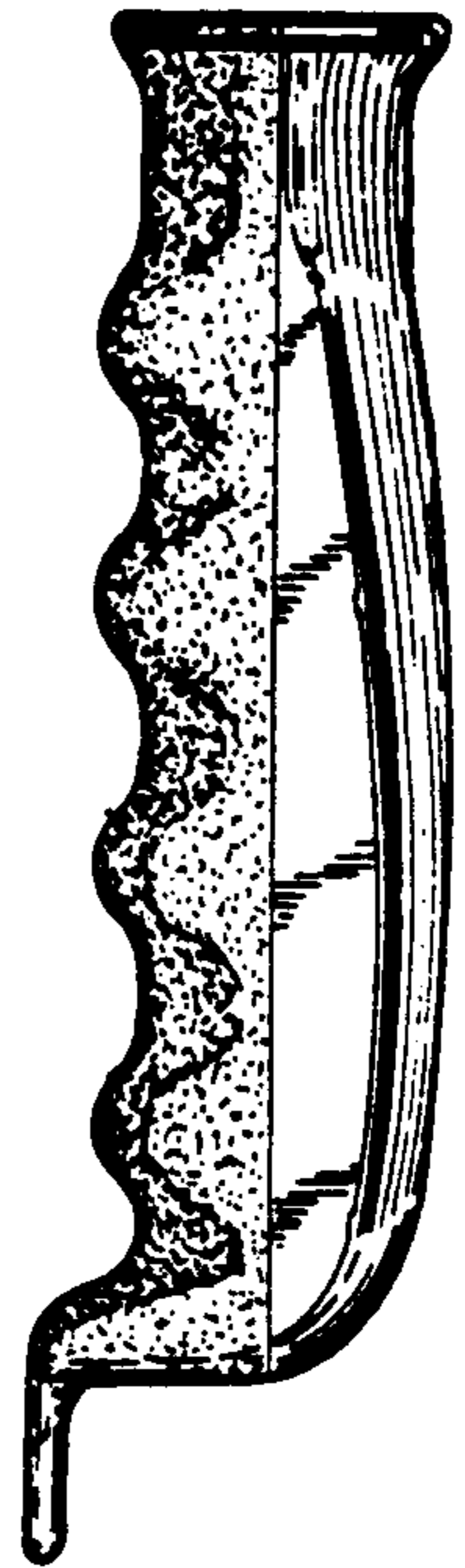
*Fig. 1*



*Fig. 2*



*Fig. 3*



*Fig. 4*



*Fig. 5*



*Fig. 6*

