

[54] **DISPLAY RACK**

[76] **Inventor: David A. Killiany, 4985 Skyline Dr.,
Cambridge, Ohio 43725**

[**] **Term: 14 Years**

[21] **Appl. No.: 189,960**

[22] **Filed: May 3, 1988**

[52] **U.S. Cl. D6/566; D6/465**

[58] **Field of Search D6/462, 463, 464, 465,
D6/466, 467, 458, 459, 449, 566, 567, 569, 574;
211/181, 186, 55, 50**

[56] **References Cited**

U.S. PATENT DOCUMENTS

D. 239,232 3/1976 Cockcroft D6/449 X
D. 300,488 4/1989 Yoshikawa D6/465
D. 308,451 6/1990 Hughes et al. D6/462 X

OTHER PUBLICATIONS

National Decorators Supply Co., 1st page, Wire Grid
on right side.

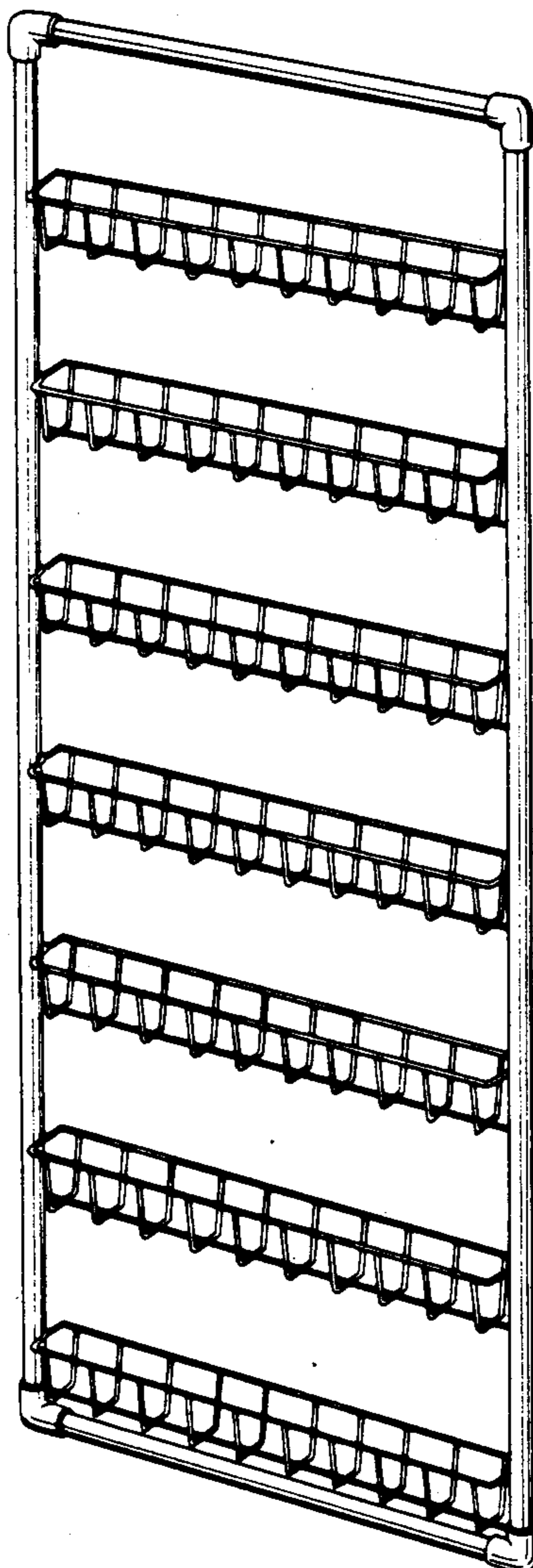
Primary Examiner—Bruce W. Dunkins
Assistant Examiner—Jeffrey Asch
Attorney, Agent, or Firm—Fay, Sharpe, Beall, Fagan,
Minnich & McKee

[57] **CLAIM**

The ornamental design for a display rack, as shown and
described.

DESCRIPTION

FIG. 1 is a perspective view of a display rack showing
my new design;
FIG. 2 is a front elevational view thereof, the rear being
identical in appearance;
FIG. 3 is a right side elevational view thereof, the left
side being identical in appearance;
FIG. 4 is a top plan view thereof; and
FIG. 5 is a bottom plan view thereof.



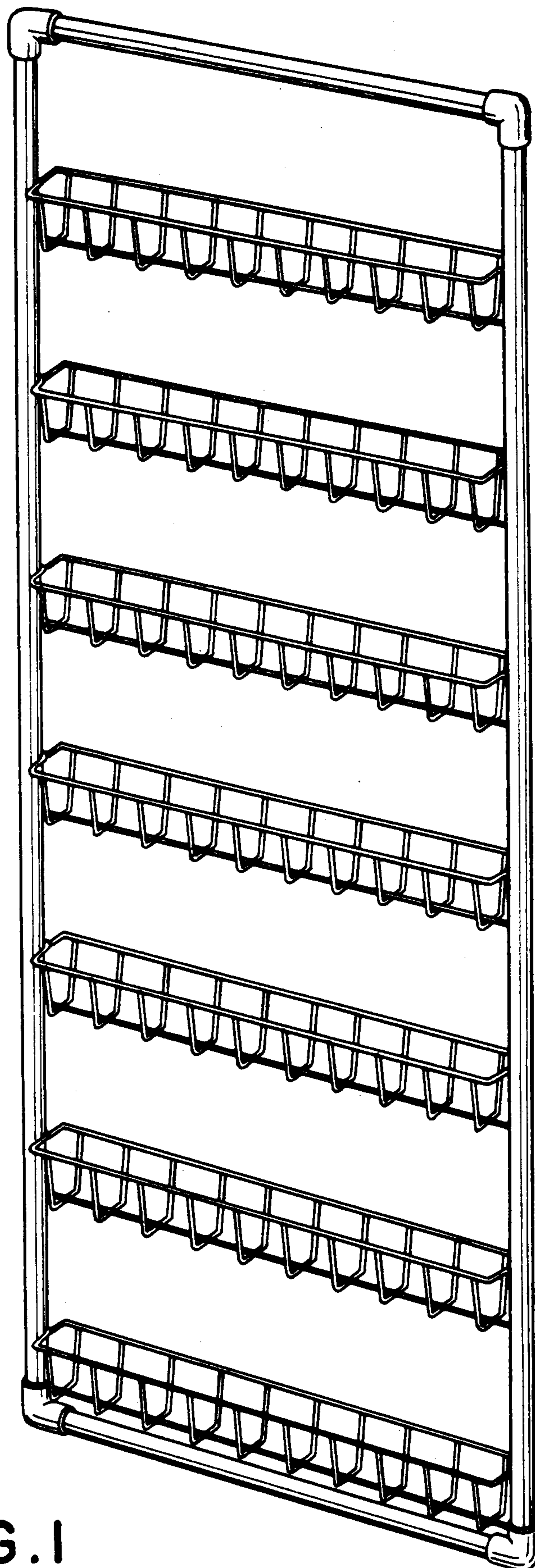


FIG. 1



FIG. 4

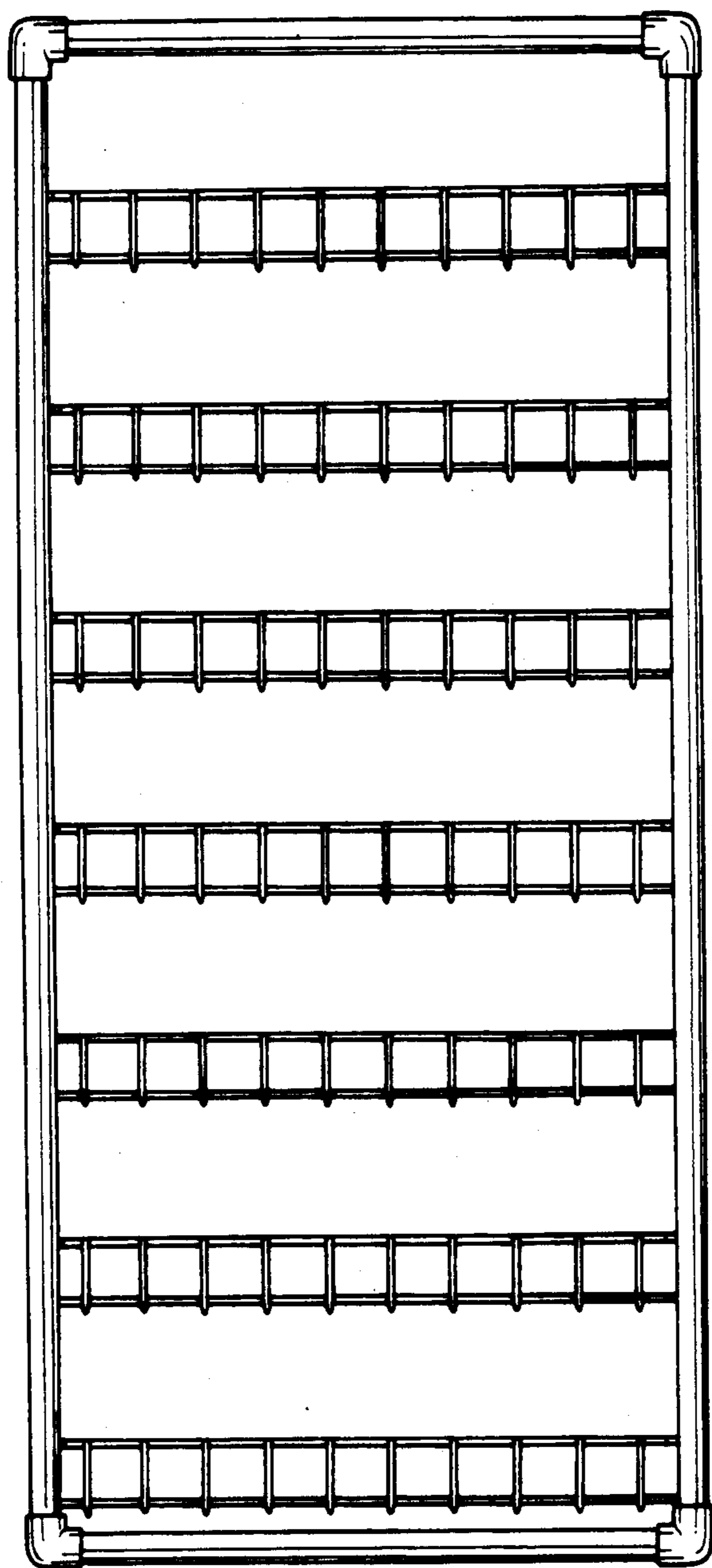


FIG. 2



FIG. 3

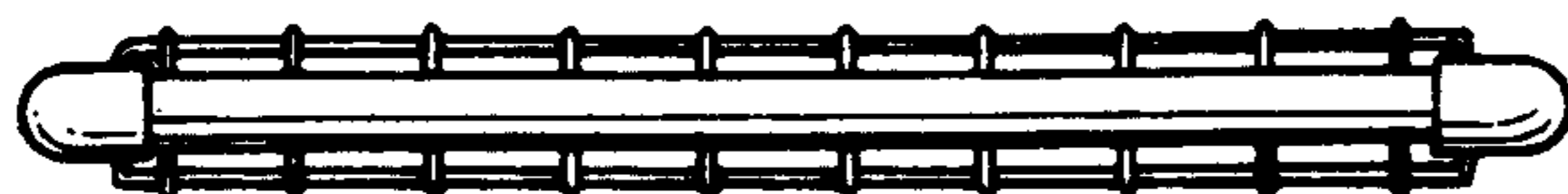


FIG. 5