

# United States Patent [19]

Sjostrom

[11] Patent Number: **Des. 318,580**

[45] Date of Patent: **\*\* Jul. 30, 1991**

[54] **COMPACT DISC STORAGE UNIT DESIGN**  
[76] Inventor: **Martin Sjostrom, 2286 Lake Osborne Dr., Lake Worth, Fla. 33461**

4,453,785 6/1984 Smith ..... 312/10  
4,555,345 4/1987 Drake et al. .... 206/309  
4,709,815 12/1987 Price ..... 206/387

[\*\*] Term: **14 Years**

[21] Appl. No.: **156,084**

[22] Filed: **Feb. 16, 1988**

[52] U.S. Cl. .... **D6/407**

[58] Field of Search ..... **D6/407, 473; D3/35; 206/387; 211/40, 45, 41, 42, 13**

## OTHER PUBLICATIONS

1987-1988 W. Bell & Co. Catalog, pp. 207, 208.

*Primary Examiner*—Carmen H. Vales-Lado

*Attorney, Agent, or Firm*—Ronald P. Kananen

## [57] CLAIM

The ornamental design for a compact disc storage unit, as shown and described.

## [56] References Cited

### U.S. PATENT DOCUMENTS

D. 204,344	4/1966	Schendel	.....	D80/9
D. 210,296	2/1968	Treu	.....	D33/3
D. 272,400	1/1984	Persch	.....	D6/473
D. 292,644	11/1987	Hall et al.	.....	D3/35
D. 306,663	3/1990	Larsen	.....	D6/407
D. 307,521	5/1990	Rogers	.....	D3/35
3,565,282	2/1971	Starr	.....	221/83
3,736,036	5/1973	Mathus	.....	312/285
3,907,116	9/1975	Wolf et al.	.....	211/40

## DESCRIPTION

FIG. 1 is a perspective view of a compact disc storage unit showing my new design;

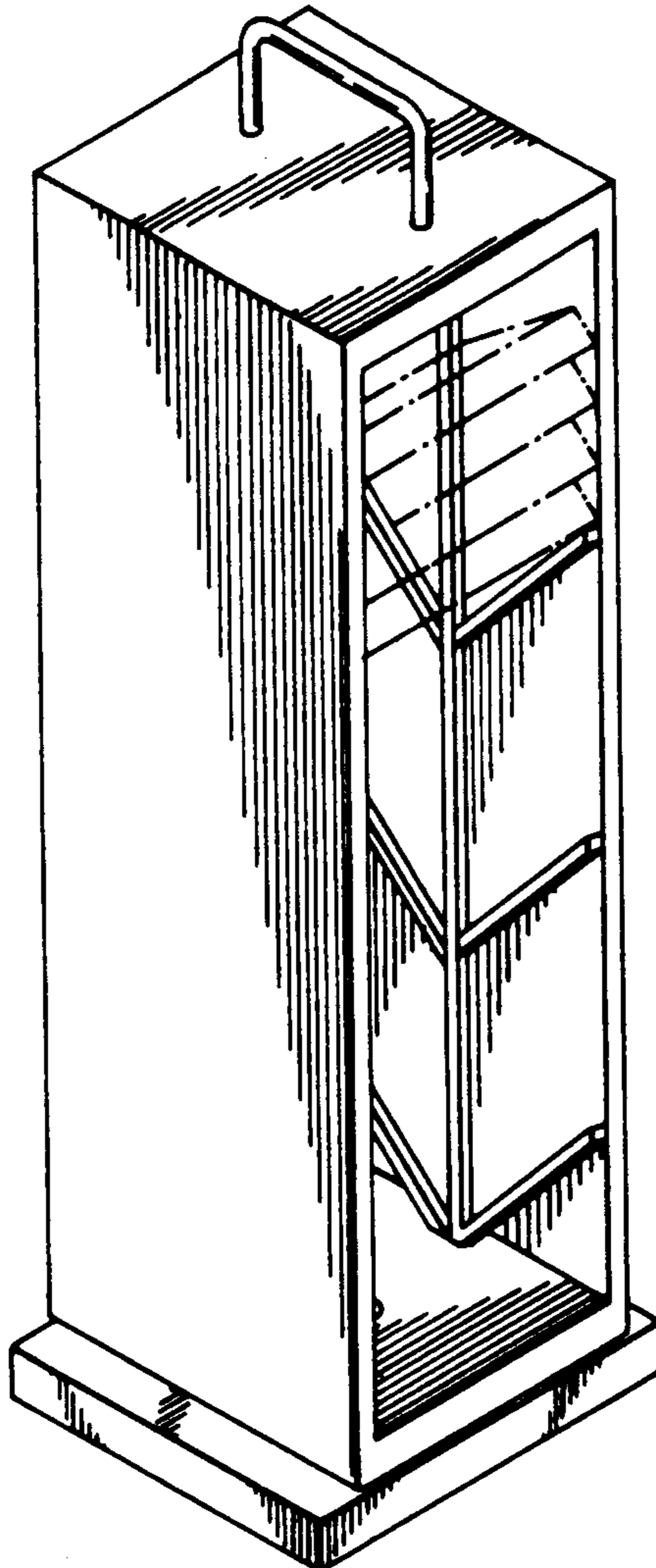
FIG. 2 is a front elevational view thereof;

FIG. 3 is a side elevational view thereof;

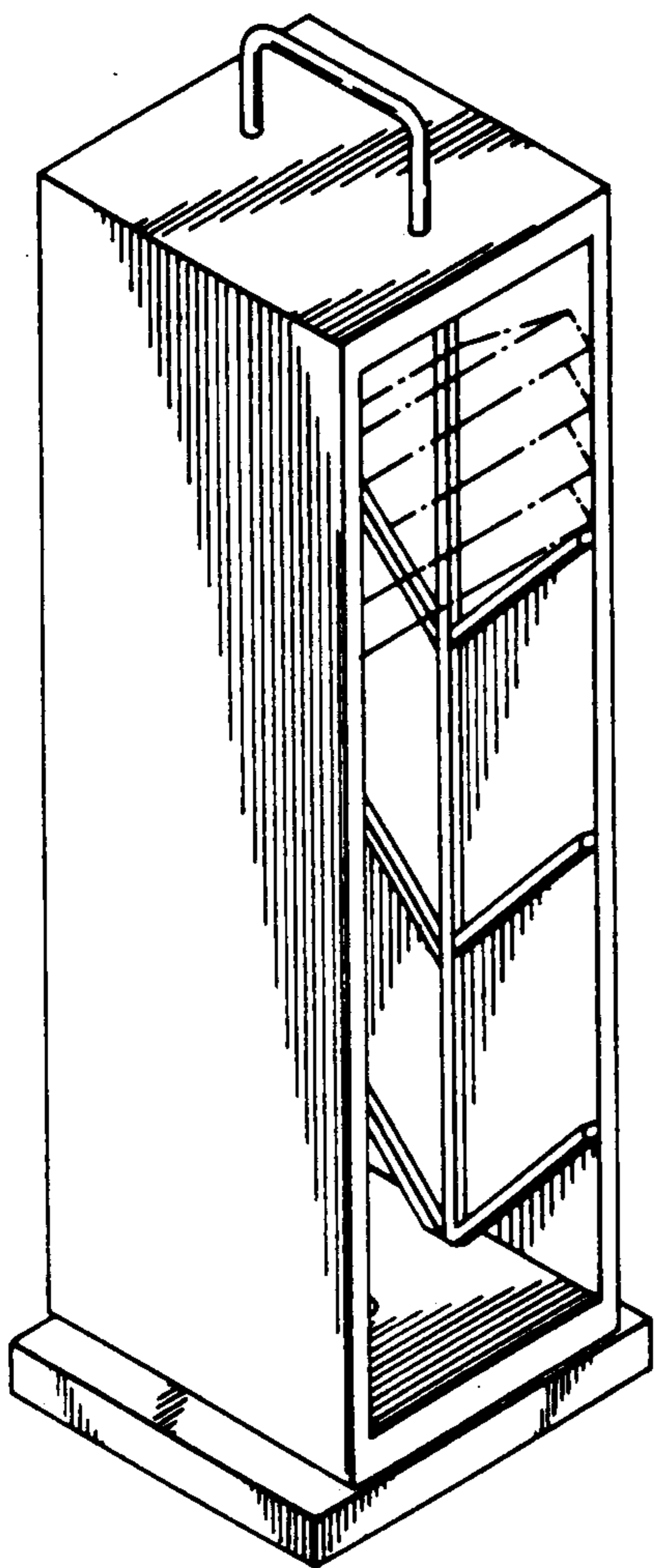
FIG. 4 is a top plan view thereof; and

FIG. 5 is a bottom plan view thereof.

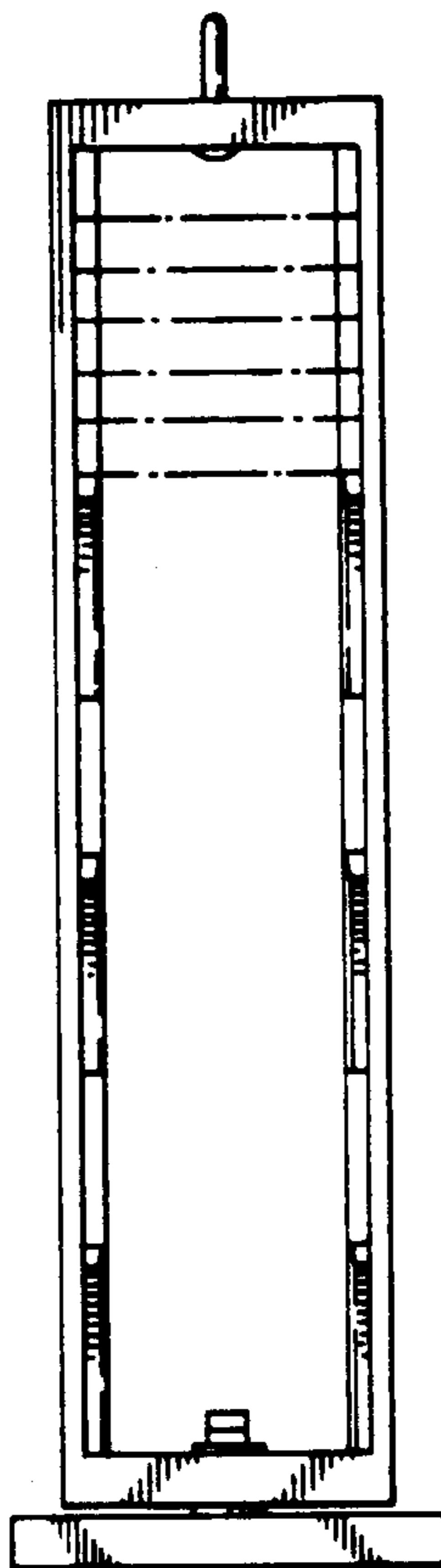
The broken line showing of cassettes in FIGS. 1 and 2 is for illustrative purposes only and forms no part of the claimed design.




**FIG. 1**



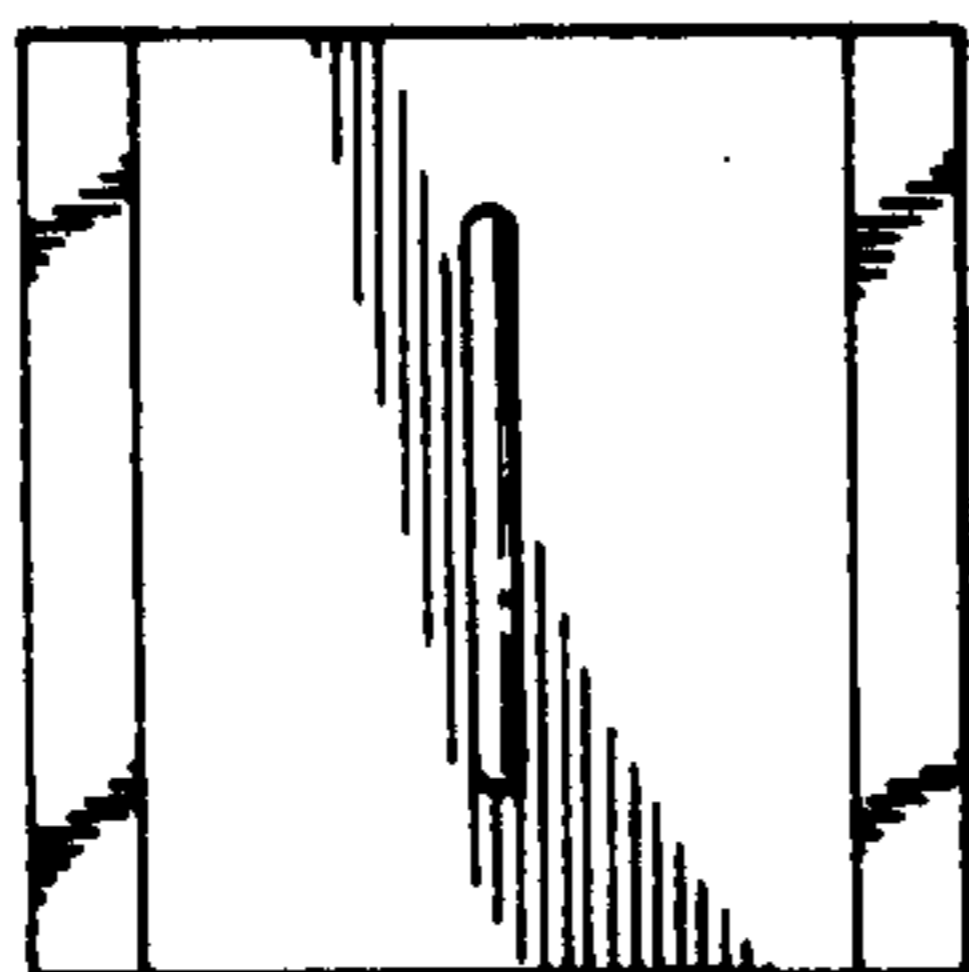
**FIG. 2**



**FIG. 3**



**FIG. 4**



**FIG. 5**

