

[54] POWER HEAD AGITATOR FOR A VACUUM CLEANER

4,397,058 8/1983 Koland ..... 15/325

[75] Inventors: Kunio Funatsu, Osaka; Joseph J. Nukazawa, Tokyo; Tadakazu Narikawa, Kanagawa; Junichi Yamada, Tokyo, all of Japan

[73] Assignee: Matsushita Electric Indust. Co., Ltd., Osaka, Japan

[\*\*] Term: 14 Years

[21] Appl. No.: 141,344

[22] Filed: Jan. 6, 1988

[30] Foreign Application Priority Data

Aug. 11, 1987 [JP] Japan ..... 62-32852

[52] U.S. Cl. .... D32/22

[58] Field of Search ..... D32/32; 15/300, 319, 15/323, 324, 325, 326, 327.1, 344, 347, 363, 415.1, 416, 417, 418, 419, 420, 421, 422

[56] References Cited

U.S. PATENT DOCUMENTS

- D. 248,476 7/1978 Haynes ..... D32/32
- D. 263,236 3/1982 Ueda ..... D32/32
- 3,204,282 9/1965 Groves et al. .... 15/326
- 3,916,476 11/1975 Johnson et al. .... 15/325

OTHER PUBLICATIONS

Housewares, Eureka Debuts Precision Upright, Power Touch Canister Vacs, Oct. 21-27, 1987, p. 13, #1. Eureka Express leaflet, Model 8290 Vacuum Cleaner, distributed at the Houseware Show in Apr. 1987. Hoover leaflet, Model under trademark Dimension 1000 Vacuum Cleaner, distributed Nov. 1986 at the Nov. 1986 Houseware Show.

Primary Examiner—A. Hugo Word  
Assistant Examiner—Paula Allen  
Attorney, Agent, or Firm—Sughrue, Mion, Zinn, Macpeak & Seas

[57] CLAIM

The ornamental design for a power head agitator for a vacuum, as shown.

DESCRIPTION

FIG. 1 is a front perspective view of a power head agitator for a vacuum cleaner showing my new design; FIG. 2 is front elevational view thereof; FIG. 3 is a top plan view thereof; FIG. 4 is a left side elevational view thereof; FIG. 5 is a right side elevational view thereof; FIG. 6 is rear elevational view thereof; and FIG. 7 is a bottom plan view thereof.




FIG. 1

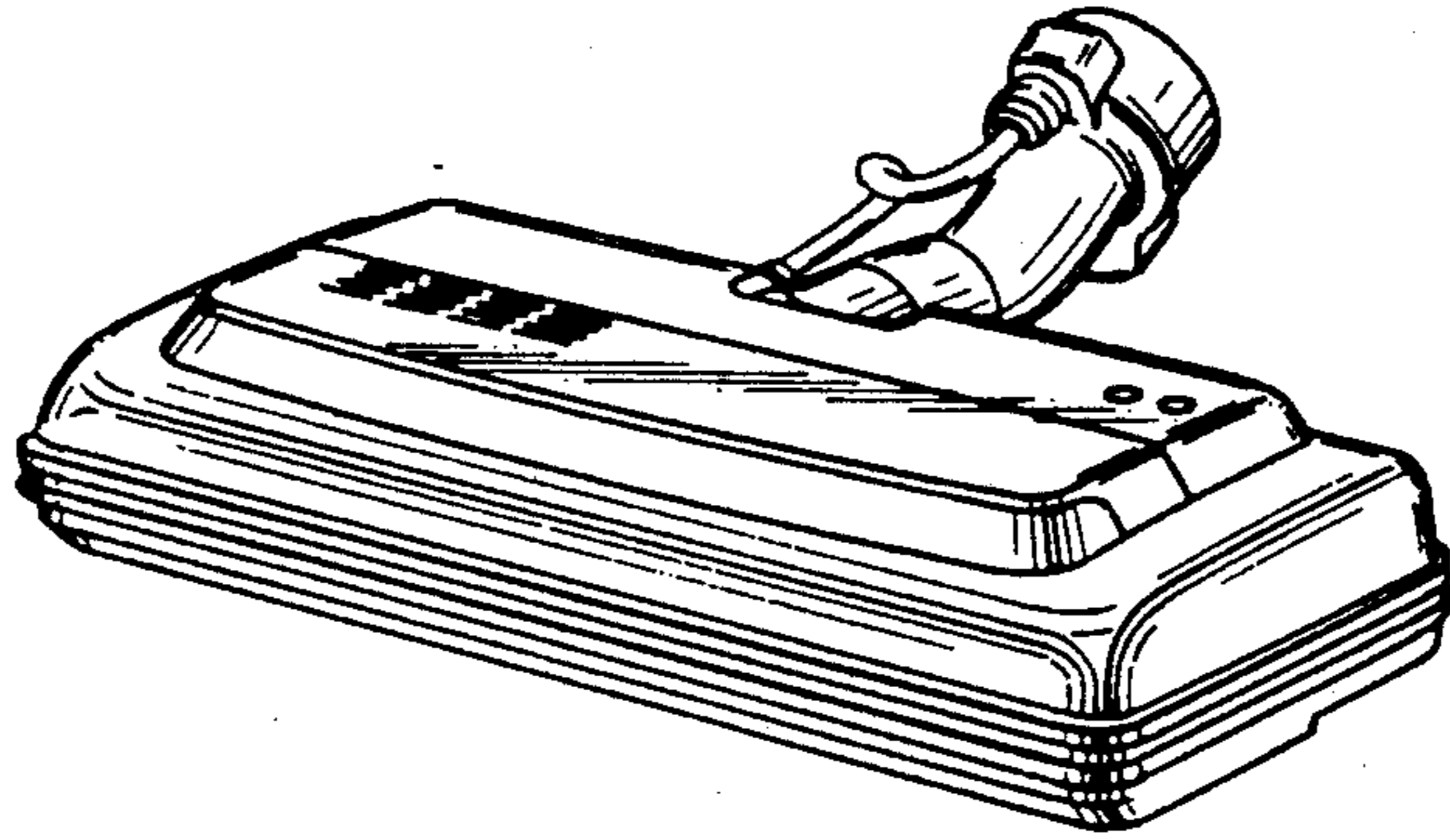


FIG. 2




FIG. 3

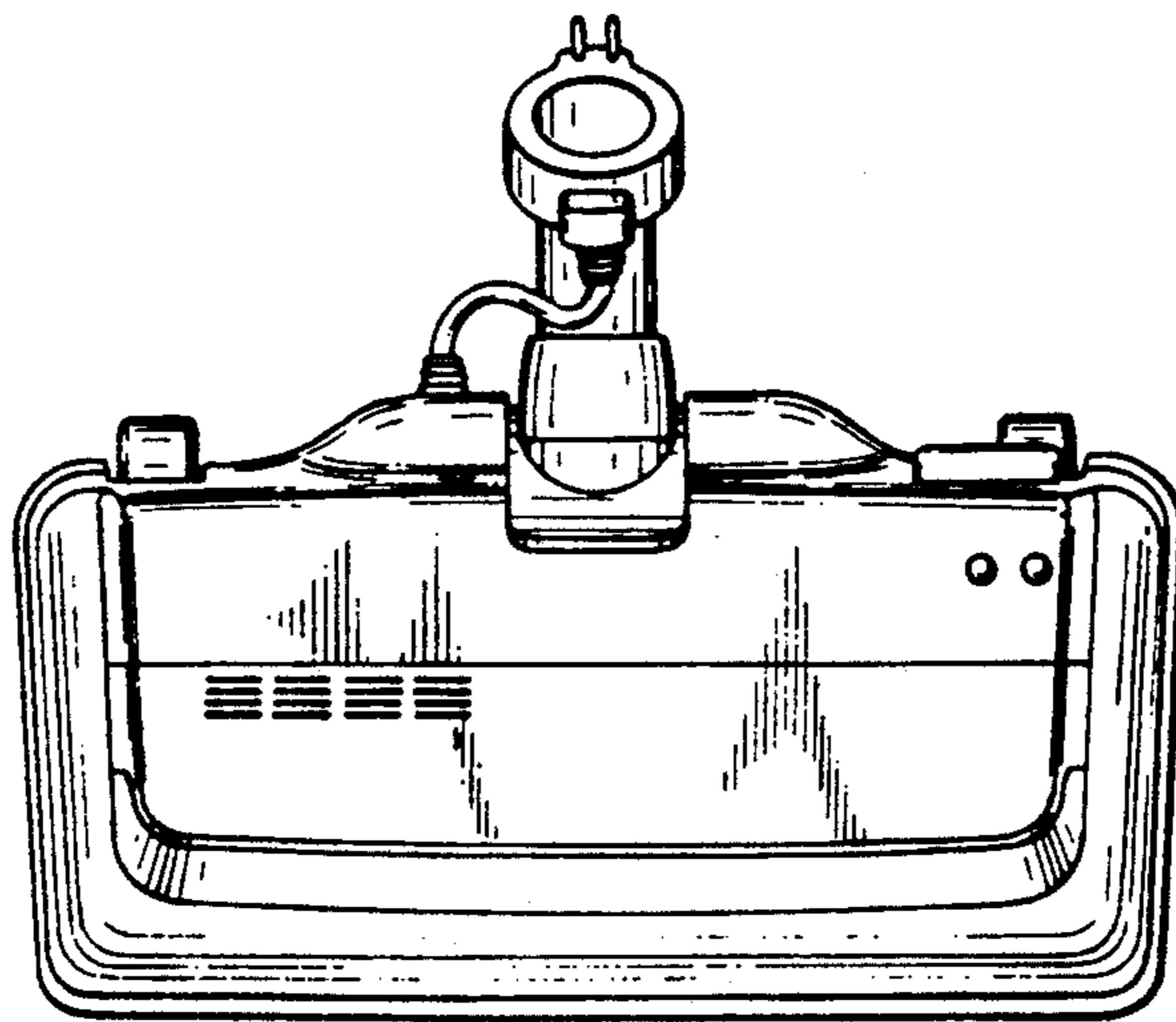


FIG. 4

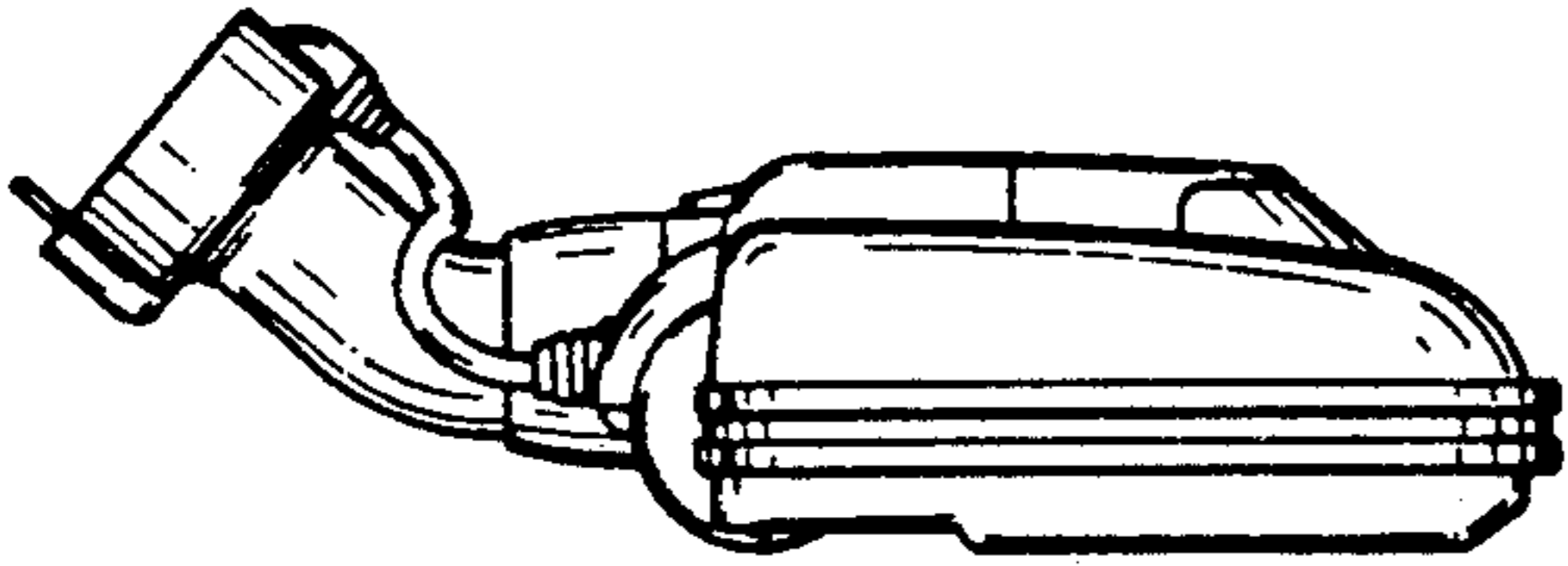


FIG. 5




FIG. 6




FIG. 7

