

United States Patent [19]

Bratland et al.

[11] Patent Number: **Des. 318,513**

[45] Date of Patent: **** Jul. 23, 1991**

[54] **SKATE**

[76] Inventors: **Jan Bratland**, Tingstuveien 9, 0281 Oslo 2; **Finn Halvorsen**, Bekkeberget, 2022 Gierdrum, both of Norway

[**] Term: **14 Years**

[21] Appl. No.: **355,691**

[22] Filed: **May 23, 1989**

[52] U.S. Cl. **D21/225**

[58] Field of Search **D21/225; D2/309; 280/11 R, 11.1 BR, 11.23, 11.12, 11.13 R, 11.17**

[56] **References Cited**

U.S. PATENT DOCUMENTS

- D. 245,800 9/1977 Gustavsson et al. D21/225
- D. 254,201 2/1980 Norton et al. D21/225

- D. 271,036 10/1983 Baikie D21/225
- D. 272,377 1/1984 Chiarella D21/225
- D. 274,284 6/1984 Bourque D21/225
- D. 305,560 1/1990 Hoshizaki et al. D21/225

Primary Examiner—Charles A. Rademaker
Attorney, Agent, or Firm—Marger, Johnson

[57] **CLAIM**

The ornamental design for a skate, as shown and described.

DESCRIPTION

FIG. 1 is a top plan view of a skate showing our new design;
FIG. 2 is a left side elevational view thereof;
FIG. 3 is a right side elevational view thereof;
FIG. 4 is a bottom plan view thereof;
FIG. 5 is a front, elevational view thereof; and
FIG. 6 is a rear, elevational view thereof.



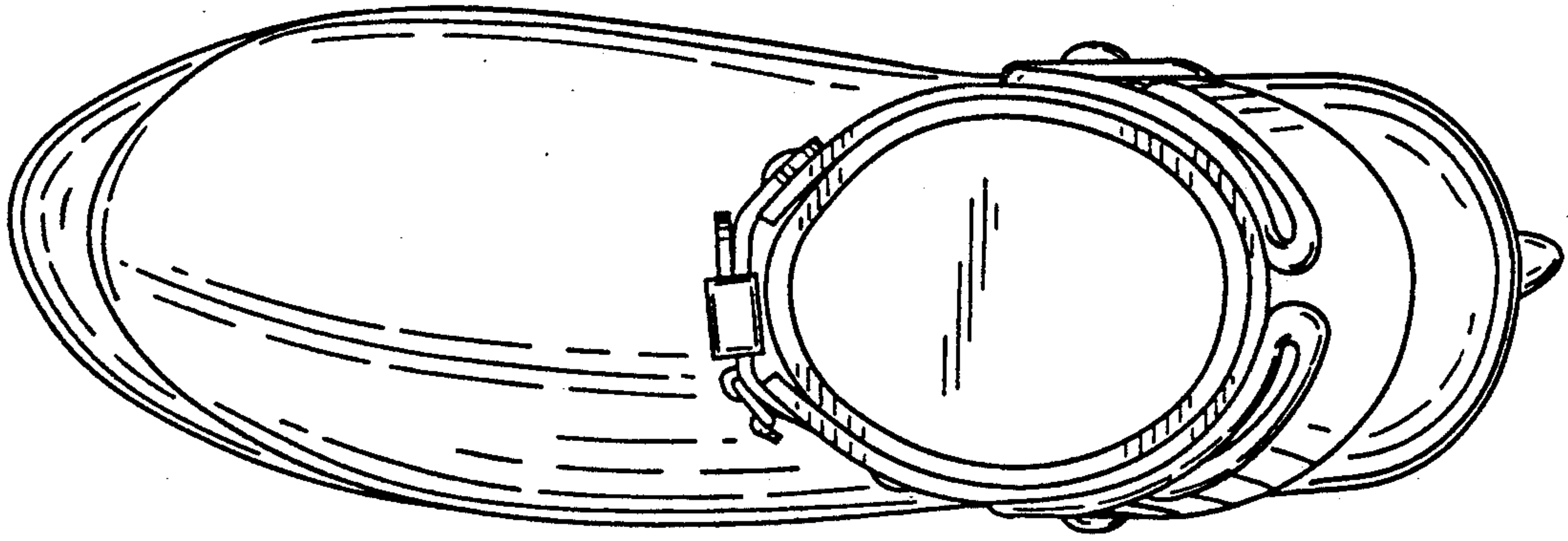


FIG. 1



FIG. 2

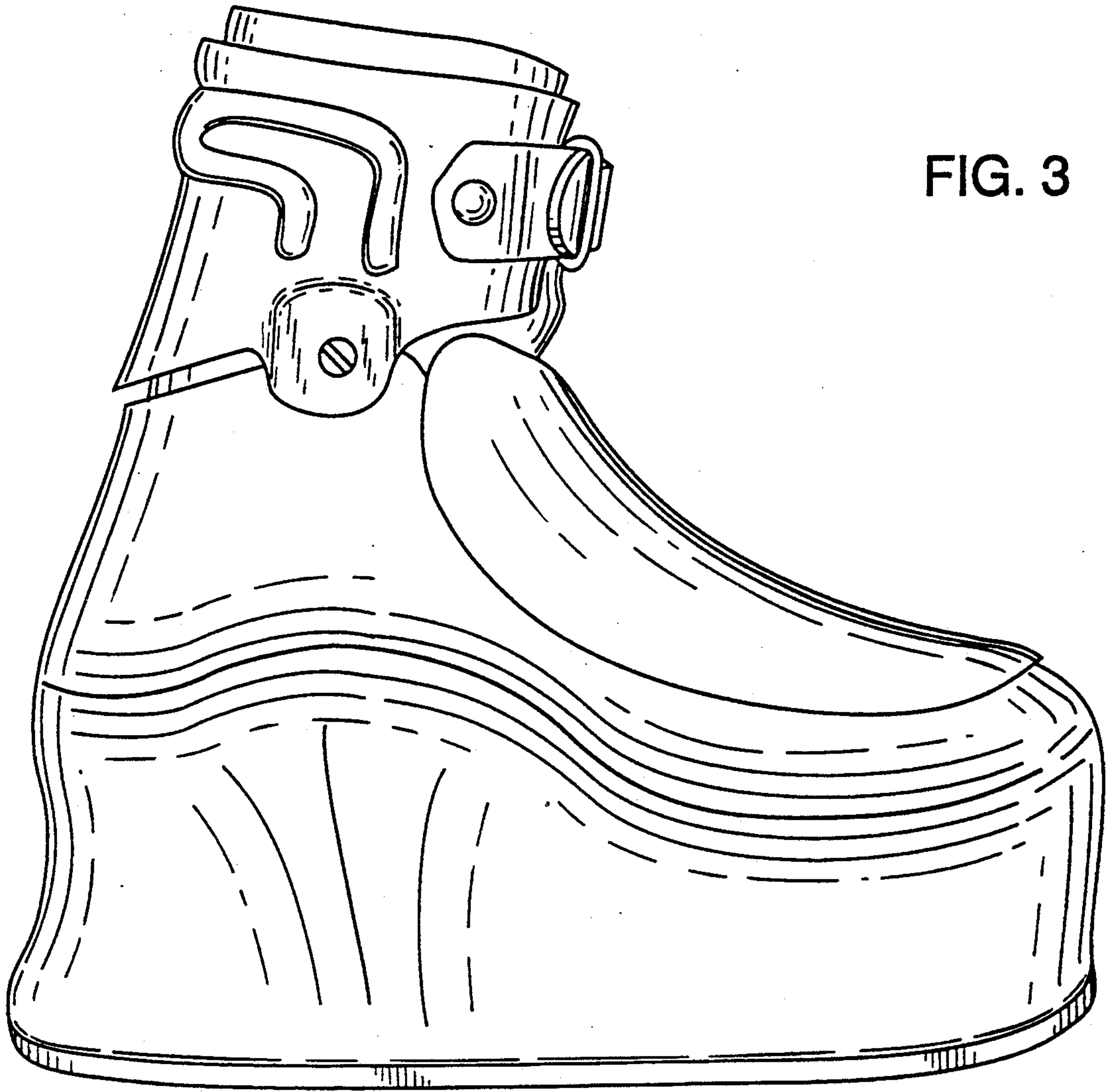


FIG. 3

FIG. 4




FIG. 5

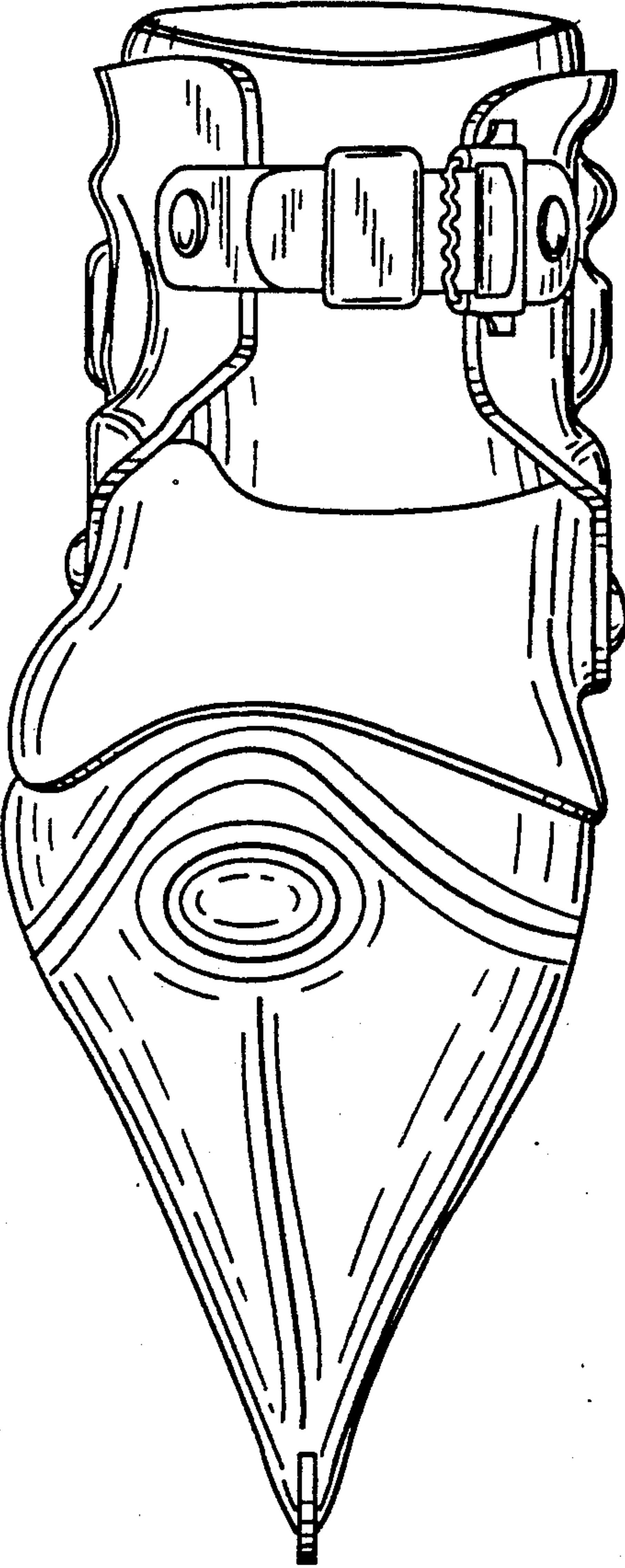


FIG. 6

