

[54] ELECTRONIC MUSIC KEYBOARD

4,653,375 3/1987 Honda et al. .... 84/644

[75] Inventors: Masaki Koide, Kunitachi; Yumiko Ohashi, Tachikawa, both of Japan

[73] Assignee: Casio Computer Co., Ltd., Tokyo, Japan

[\*\*] Term: 14 Years

[21] Appl. No.: 332,942

[22] Filed: Apr. 3, 1989

[30] Foreign Application Priority Data

Dec. 22, 1988 [JP] Japan ..... 63-49962

[52] U.S. Cl. .... D17/1

[58] Field of Search ..... D17/1, 2, 5, 6, 7, 9, D17/99; D21/64; 84/174-177, 423, 428, 644, 670, 719, 744, DIG. 7

[56] References Cited

U.S. PATENT DOCUMENTS

- D. 312,266 11/1990 Shibasaki ..... D17/1
- D. 313,031 12/1990 Yamawaki ..... D17/1
- D. 313,033 12/1990 Mizushima ..... D17/1

OTHER PUBLICATIONS

International Design, Sep./Oct. 1985, p. 37.  
HFD, 12/16/85, p. 72 (Yamaha's PSS-150 Keyboard).  
Music Trades, Jan. 1987, p. 101.

Primary Examiner—Bernard Ansher  
Assistant Examiner—Adir Aronovich  
Attorney, Agent, or Firm—Frishauf, Holtz, Goodman & Woodward

[57] CLAIM

The ornamental design for an electronic music keyboard, as shown.

DESCRIPTION

FIG. 1 is a top plan view of an electronic music keyboard showing our new design;  
FIG. 2 is a rear elevational view thereof;  
FIG. 3 is a front elevational view thereof;  
FIG. 4 is a left side elevational view thereof;  
FIG. 5 is a right side elevational view thereof;  
FIG. 6 is a bottom plan view thereof; and  
FIG. 7 is a top, right, front, perspective view thereof.

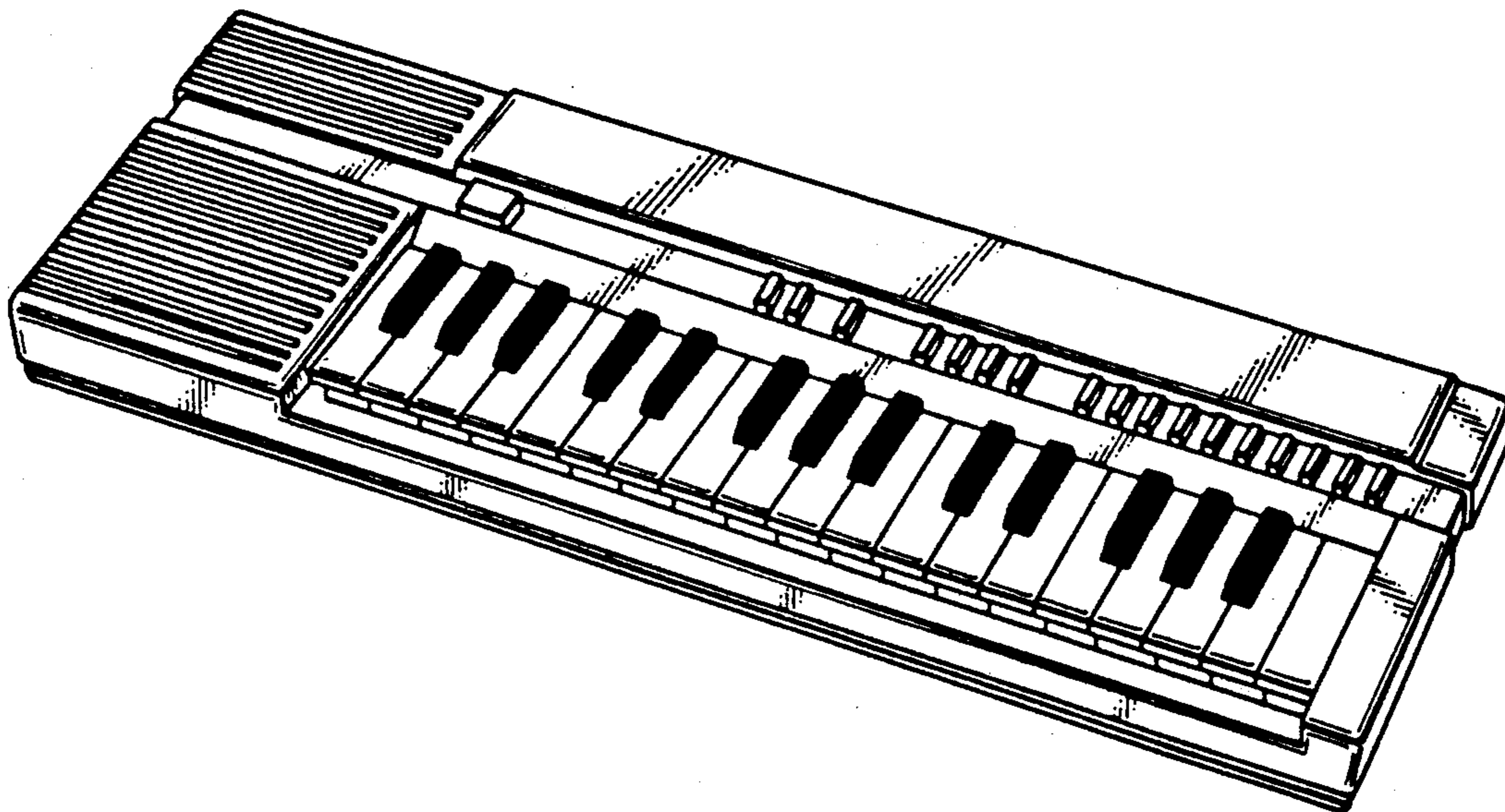


FIG. 1

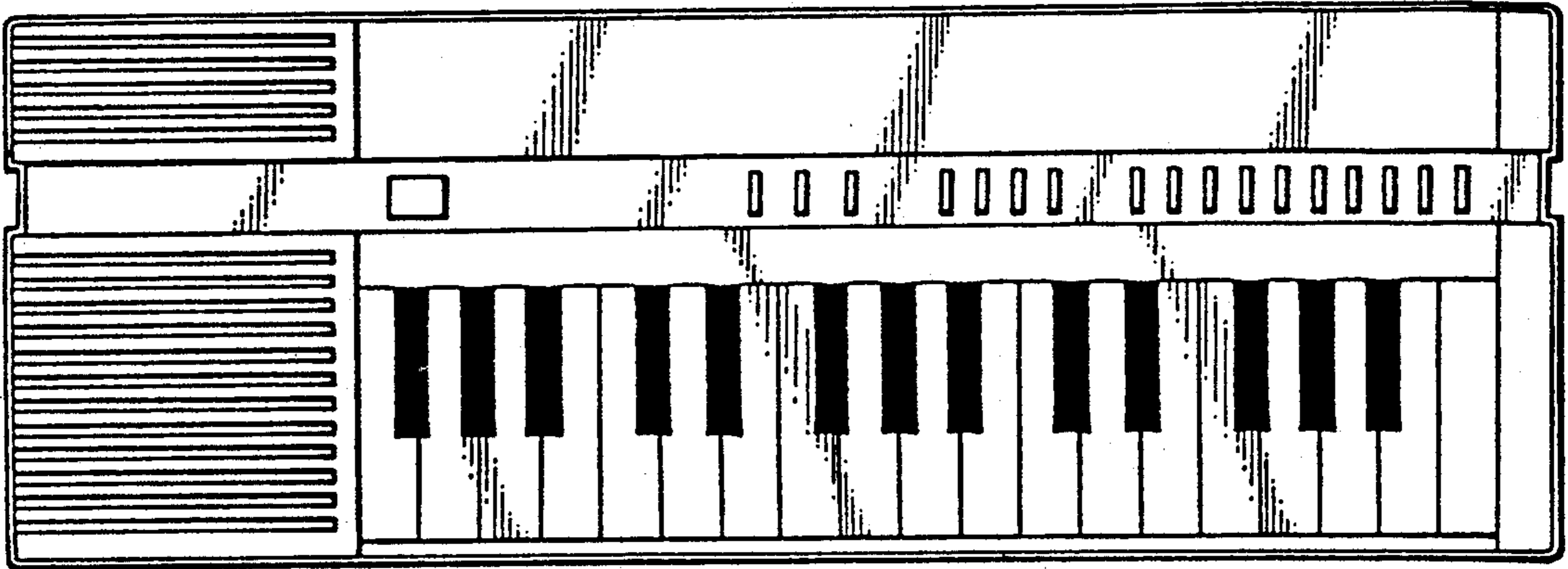


FIG. 2




FIG. 3




FIG. 4

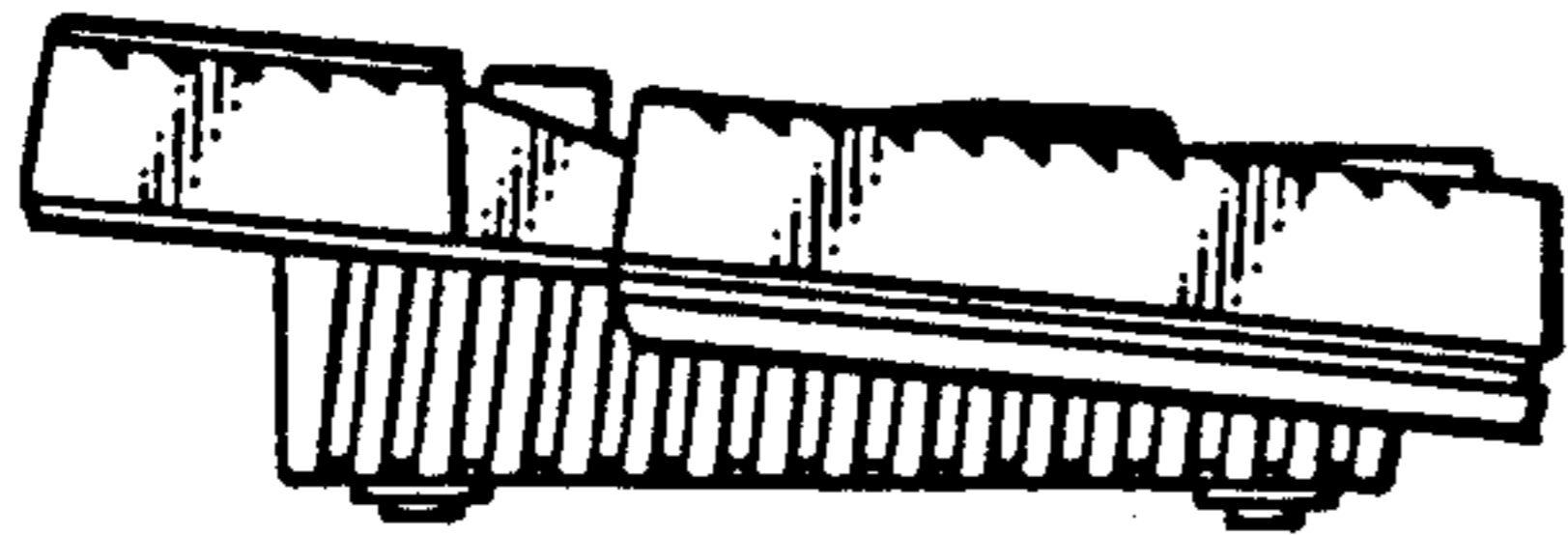


FIG. 5




FIG. 6

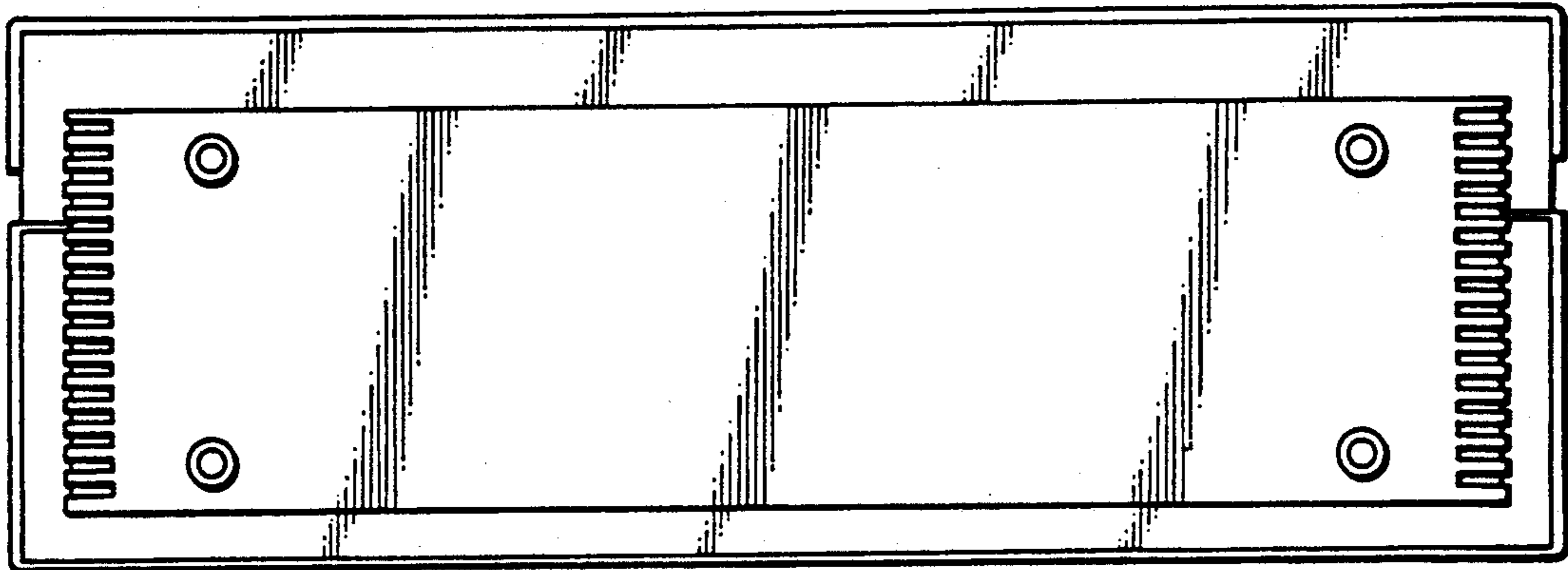


FIG. 7

