

[54] TELEPHONE SET

[75] Inventor: Tak W. Kwan, Kowloon, Hong Kong

[73] Assignee: Newpros Consumers & Appliances Ltd., Kowloon, Hong Kong

[**] Term: 14 Years

[21] Appl. No.: 413,013

[22] Filed: Sep. 25, 1989

[30] Foreign Application Priority Data

Apr. 4, 1989 [GB] United Kingdom 1058384

[52] U.S. Cl. D14/149; D14/245; D14/247

[58] Field of Search D14/150, 143, 149; 379/440, 435, 433, 434, 428; D21/111

[56] References Cited

U.S. PATENT DOCUMENTS

- D. 263,588 3/1982 Hillmer D14/150
- D. 285,071 8/1986 Pushelberg D14/150
- D. 287,488 12/1986 Brignole D14/143
- D. 289,640 5/1987 Anno et al. D14/150
- D. 290,839 7/1987 Chen D14/143
- D. 292,798 11/1987 Wu D14/150

- D. 297,637 9/1988 Fai et al. D14/150
- D. 300,027 2/1989 Brunish D14/143
- D. 300,826 4/1989 Ng D14/143
- D. 300,927 5/1989 Lindinger-Löwy et al. D14/150
- D. 303,522 9/1989 Meda et al. D14/150 X

Primary Examiner—Horace B. Fay, Jr.
Attorney, Agent, or Firm—Armstrong, Nikaido, Marmelstein, Kubovcik, & Murray

[57] CLAIM

The ornamental design for a telephone set, as shown.

DESCRIPTION

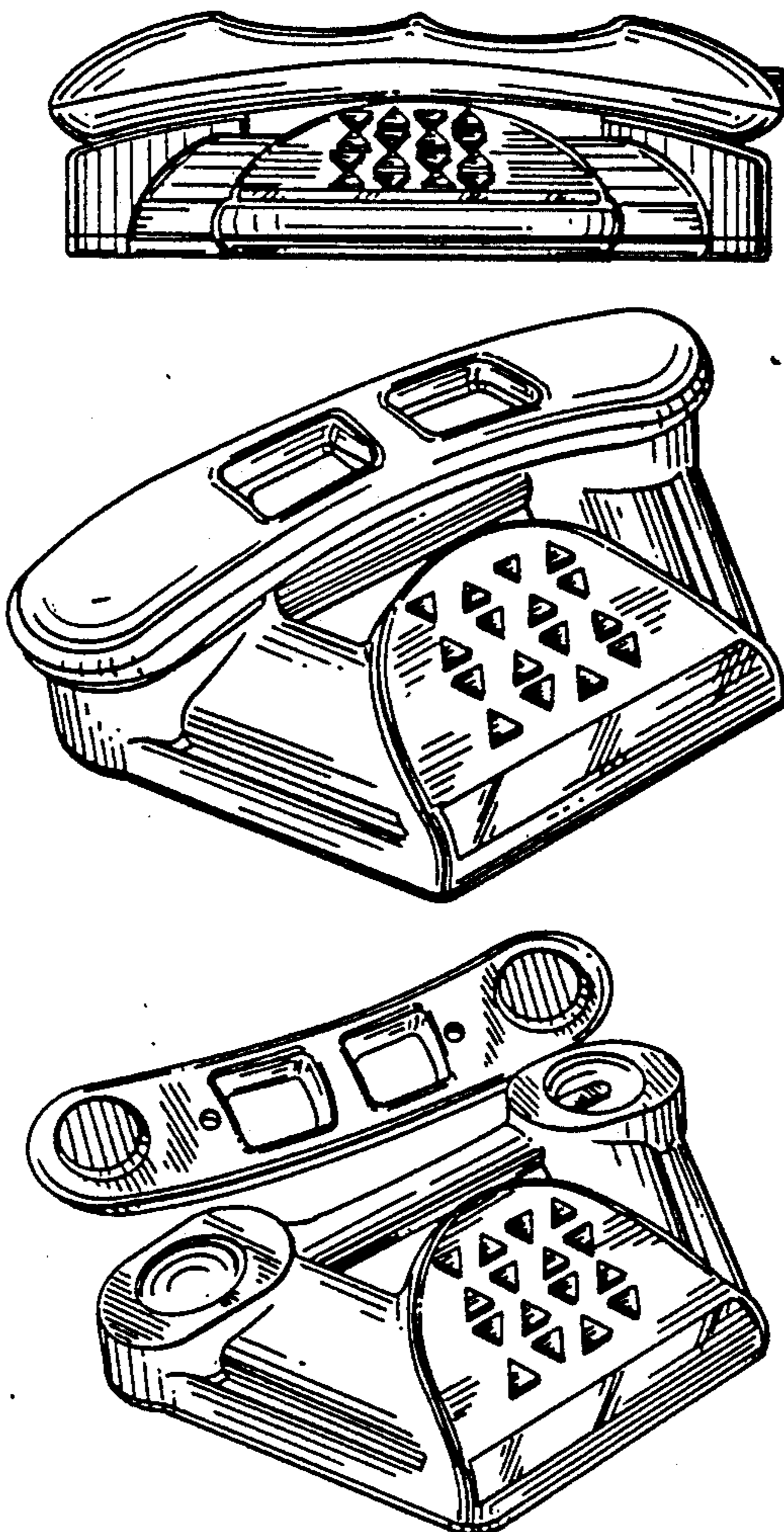
FIGS. 1 and 2 are respectively top and bottom plan views in cradled relationship of a telephone set showing my new design;

FIGS. 3 and 4 are respectively right and left side elevational views thereof;

FIGS. 5 and 6 are respectively front and rear elevational views thereof, and

FIG. 7 is a left side, top and front perspective view thereof in cradled relationship; and

FIGS. 8 is a left side, top and front perspective view of the base of the telephone set, and an underneath perspective view of the handset positioned above the base in bracketed relationship.






FIG. 1

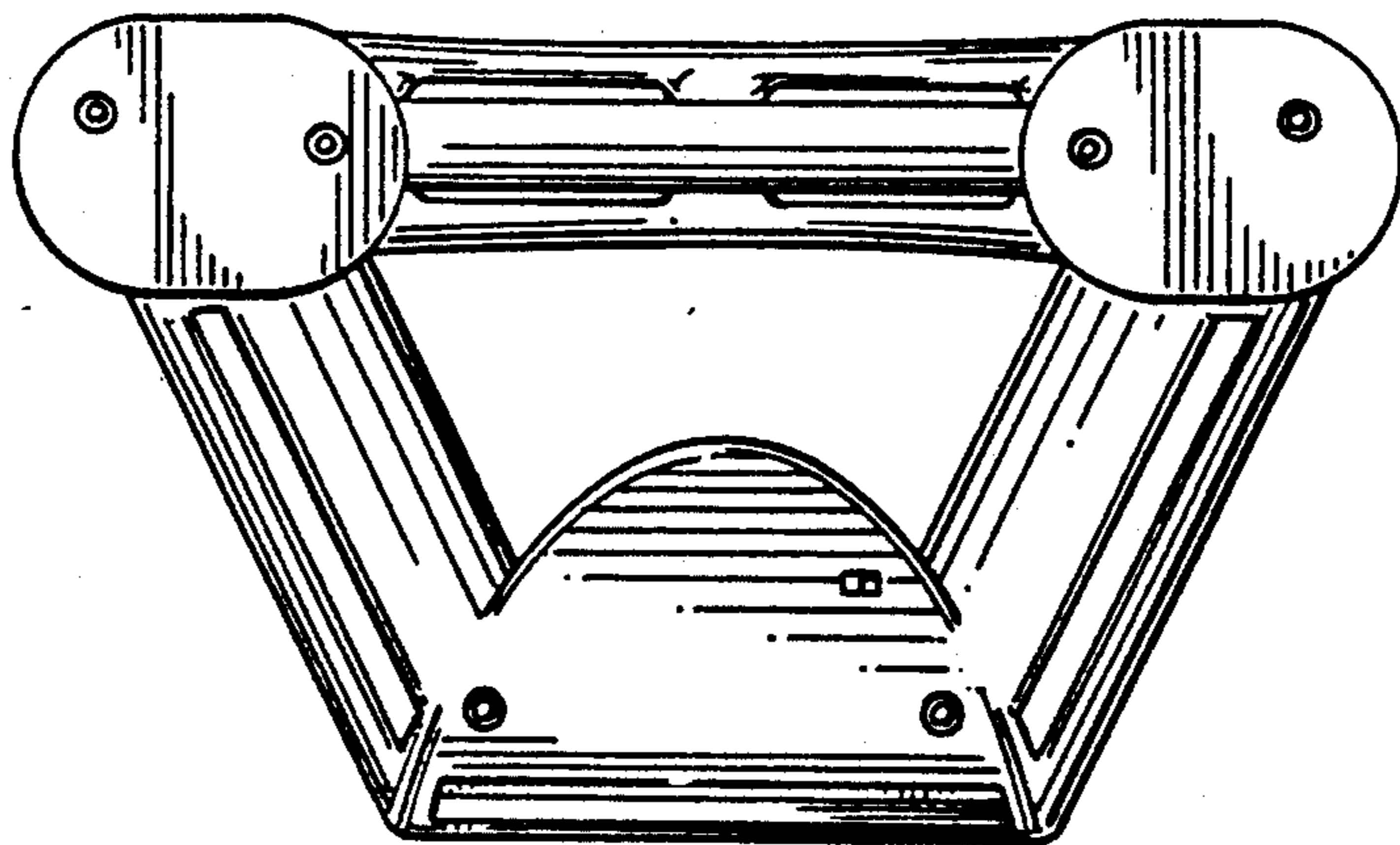


FIG. 2




FIG. 3




FIG. 4




FIG. 5




FIG. 6

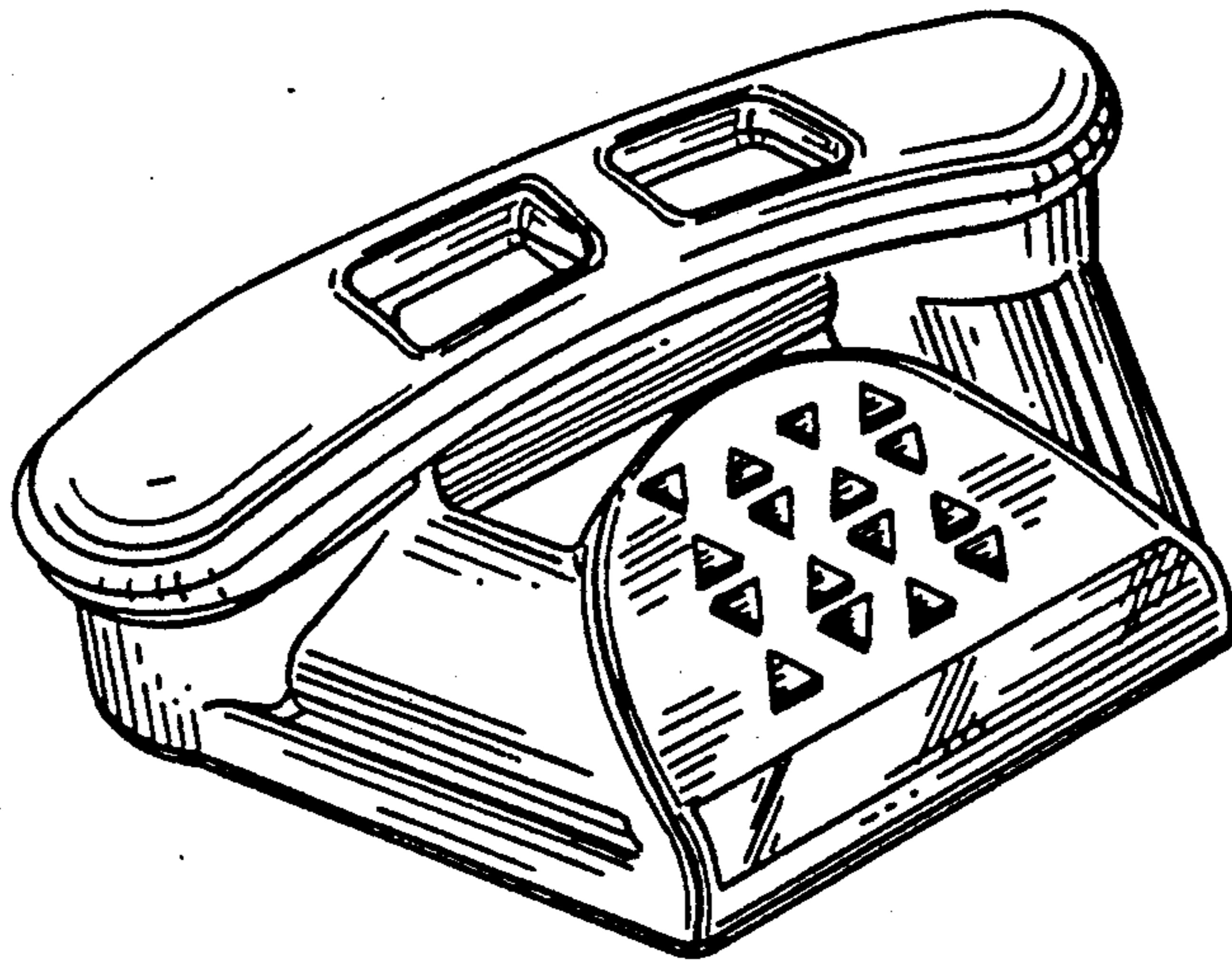


FIG. 7

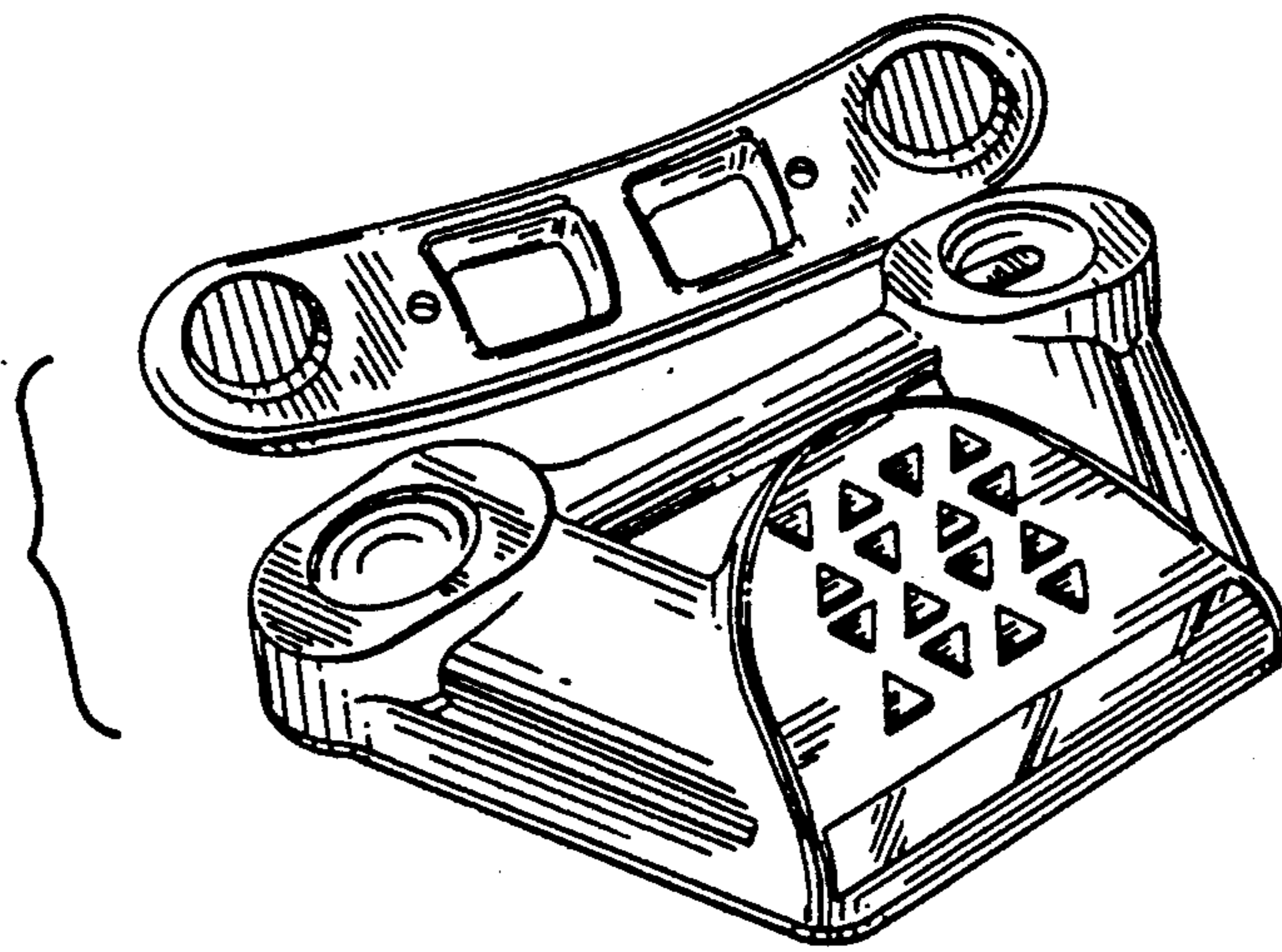


FIG. 8