

[54] RECREATIONAL BOAT

[75] Inventors: Michael W. Lathers, Tustin; Thomas D. Wenstadt; Thomas M. Dekker, both of Cadillac, all of Mich.

[73] Assignee: Outboard Marine Corporation, Waukegan, Ill.

[**] Term: 14 Years

[21] Appl. No.: 413,450

[22] Filed: Sep. 27, 1989

[52] U.S. Cl. D12/314

[58] Field of Search D12/300, 310, 311, 314, D12/315, 318; 114/56, 355, 356, 357, 358, 343, 364, 271, 283, 288, 289, 290, 291

[56] References Cited

U.S. PATENT DOCUMENTS

D. 186,480	10/1959	Cole et al.	D71/1
D. 188,148	6/1960	Tritt	D71/1
D. 196,211	9/1963	Rowland	D71/1
D. 202,591	10/1965	Lowe	D71/1
D. 204,523	4/1966	Cole	D71/1
D. 205,019	6/1966	Heintze	D71/1
D. 205,604	8/1966	Stamas	D71/1
D. 210,431	3/1968	Raschke	D71/1
D. 214,101	5/1969	Simpkins	D71/1
D. 219,118	11/1970	Baker	D71/1
D. 221,808	9/1971	Simpkins	D71/1
D. 234,349	2/1975	Cole	D12/62
D. 234,685	4/1975	Cole	D12/62
D. 235,530	6/1975	Livingston	D12/62
D. 236,332	8/1975	Livingston	D12/62
D. 236,333	8/1975	Livingston	D12/62
D. 244,769	6/1977	Nescher	D12/62

D. 245,409	8/1977	Bostic et al.	D12/62
D. 245,902	9/1977	Rogers	D12/62
D. 246,234	11/1977	Whitley et al.	D12/62
D. 251,834	5/1979	Wood	D12/62
D. 257,558	11/1980	Arima	D12/62
D. 261,128	10/1981	Fowler	D12/300
D. 263,133	2/1982	Watson	D12/315
D. 263,134	2/1982	Watson	D12/314
D. 267,866	2/1983	Parsons	D12/311
D. 276,147	10/1984	Arima	D12/314
D. 284,183	6/1986	Hegg et al.	D12/314
D. 284,566	7/1986	Hegg et al.	D12/313
D. 288,087	2/1987	Hegg et al.	D12/315
D. 294,343	2/1988	Scarboro	D12/314
D. 296,206	6/1988	Arima	D12/314
3,117,544	5/1961	Schoell	114/56

OTHER PUBLICATIONS

1988 Four Winns brochure entitled "The Four Winns Story".

1989 Sport Boats brochure entitled "Sea Ray".

Primary Examiner—Kay H. Chin

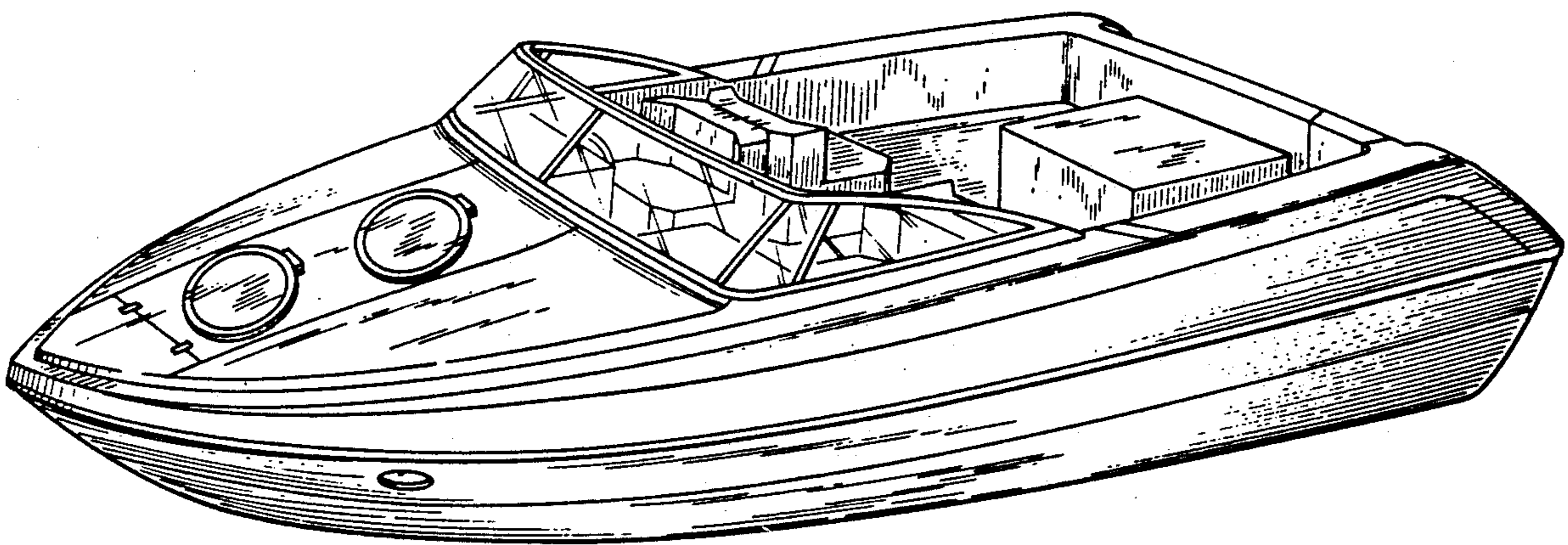
Attorney, Agent, or Firm—Michael, Best, Friedrich

[57] CLAIM

The ornamental design for a recreational boat, as shown and described.

DESCRIPTION

FIG. 1 is a side elevational view of a recreational boat showing our new design, the opposite side elevational view being a mirror image of that shown; FIG. 2 is a front elevational view thereof; FIG. 3 is a top plan view thereof; FIG. 4 is a bottom plan view thereof; FIG. 5 is a rear elevational view thereof; and FIG. 6 is a top and front perspective view thereof.






Fig. 1

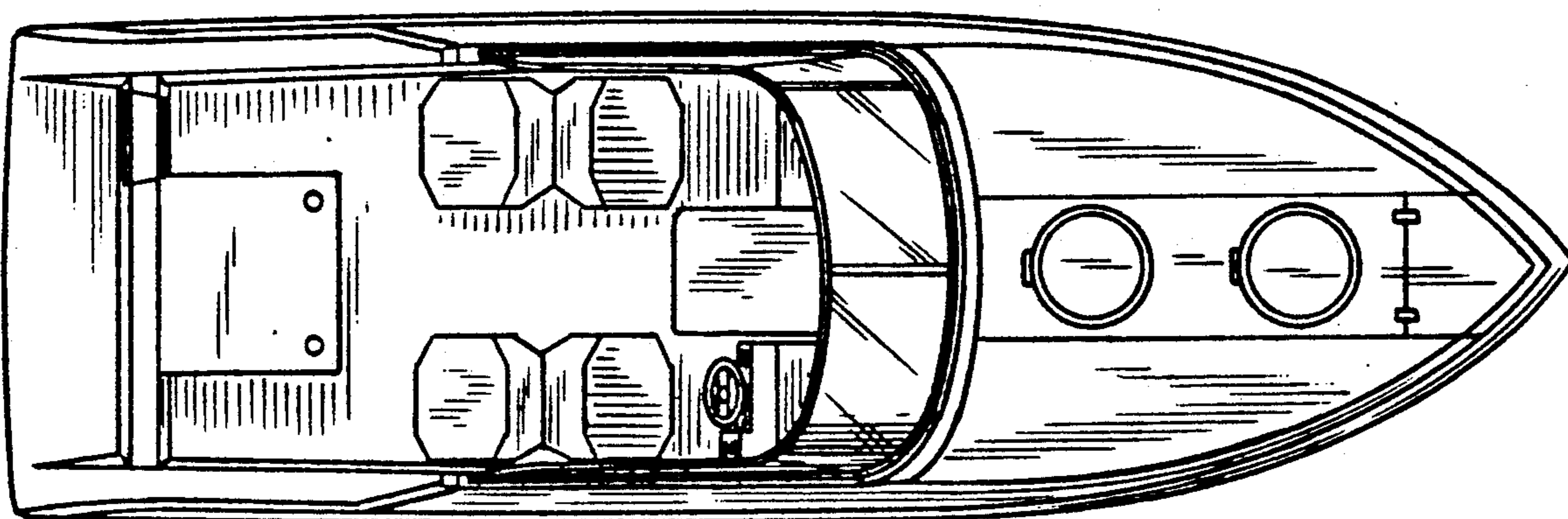


Fig. 3



Fig. 2

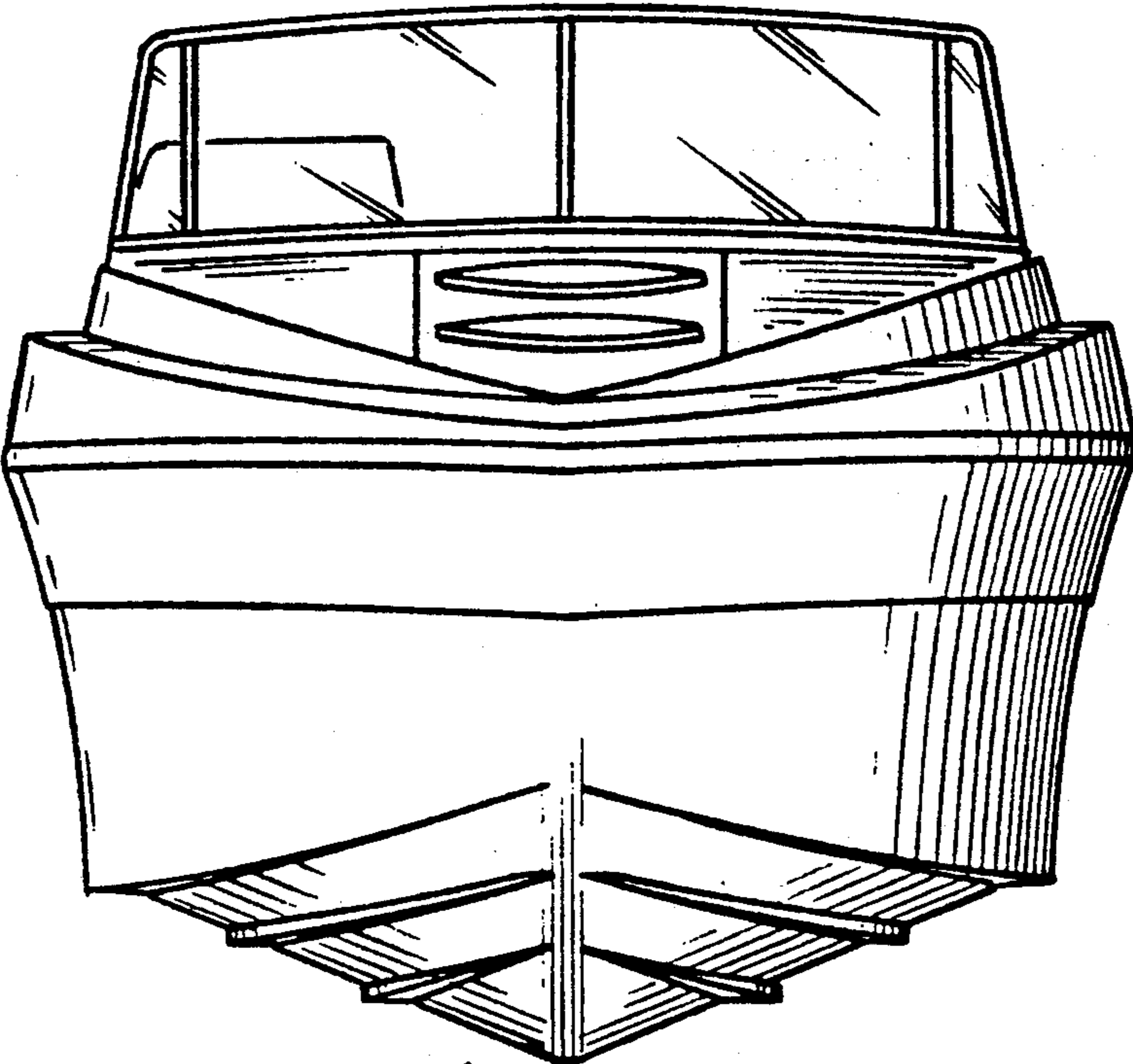


Fig. 2

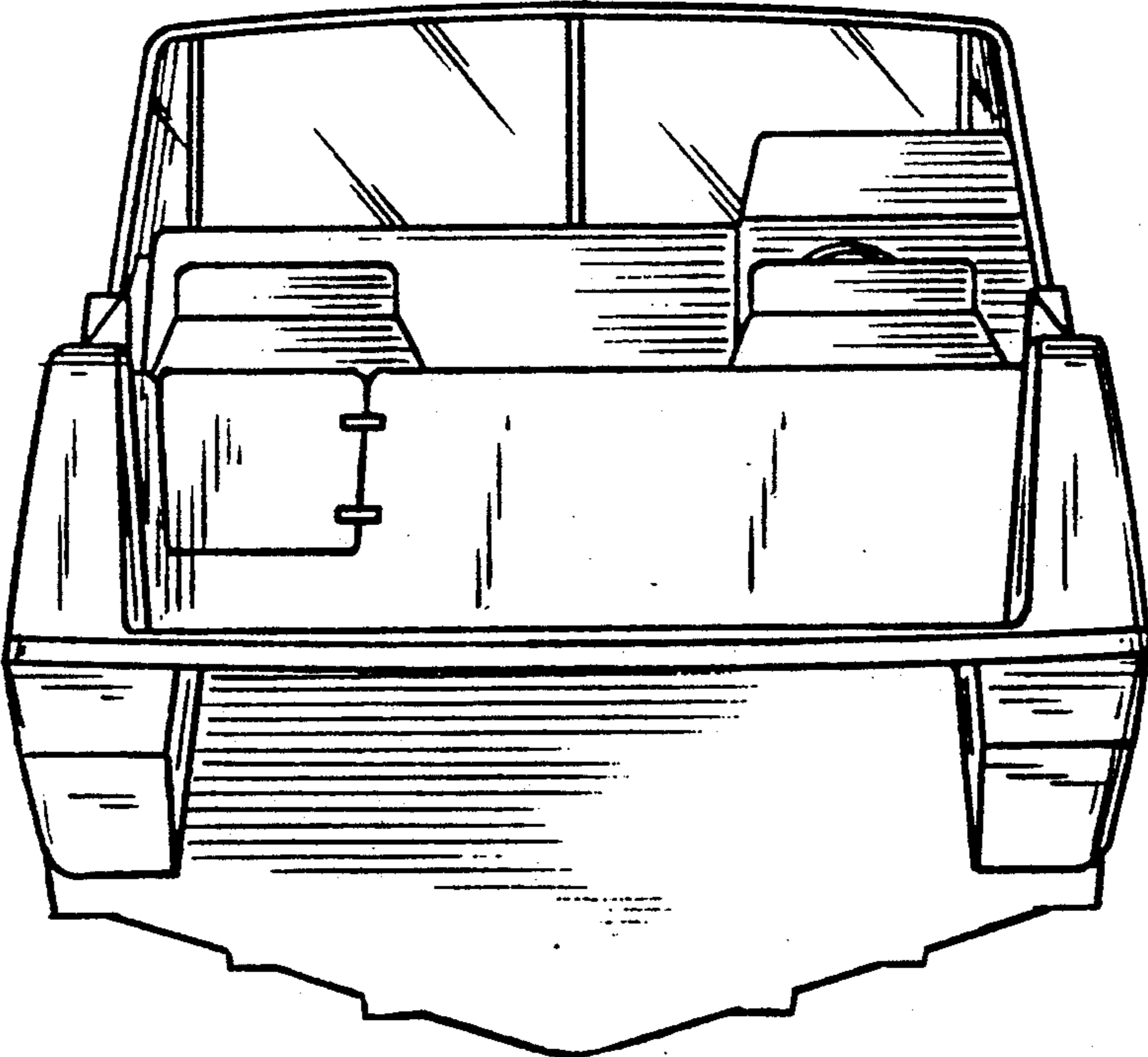


Fig. 5

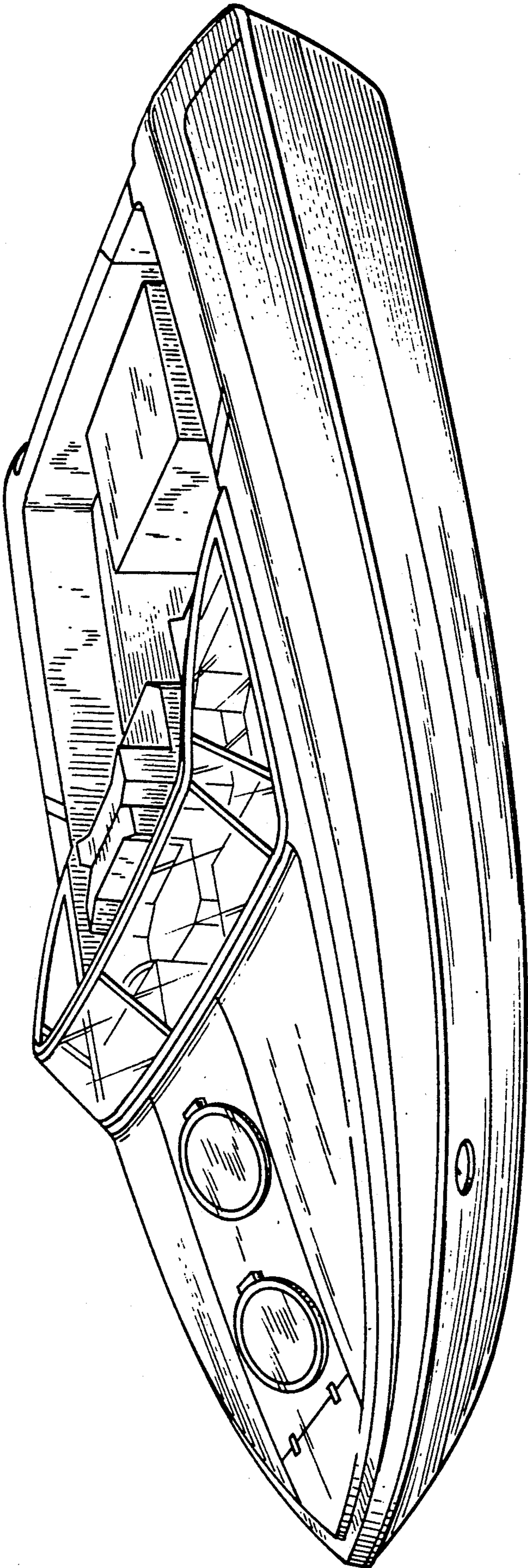


Fig. 6