

[54] **PORTABLE DRILL PRESS TRACK**  
 [76] **Inventor: Noel W. G. Rankin, 3 Como Road, Lilydale, Victoria 3140, Australia**  
 [\*\*] **Term: 14 Years**  
 [21] **Appl. No.: 233,441**  
 [22] **Filed: Aug. 16, 1988**  
 [52] **U.S. Cl. .... D8/70**  
 [58] **Field of Search ..... D8/71; 238/127, 125; 212/142, 142.1; 901/16; 408/112, 712; 191/40, 41**

3,890,058 6/1975 Self et al. .... D8/71  
 4,284,373 8/1981 Wolff ..... 408/712  
 4,582,456 4/1986 Imai .

*Primary Examiner*—Nelson C. Holtje  
*Assistant Examiner*—J. H. Musgrove  
*Attorney, Agent, or Firm*—Birch, Stewart, Kolasch & Birch


[57] **CLAIM**

The ornamental design for a portable drill press track, as shown and described.

**DESCRIPTION**

FIG. 1 is a right front perspective view of a portable drill press track showing my new design;  
 FIG. 2 is a left side elevational view;  
 FIG. 3 is a right side elevational view;  
 FIG. 4 is a front elevational view;  
 FIG. 5 is a rear elevational view;  
 FIG. 6 is a top plan view; and  
 FIG. 7 is a bottom plan view thereof;

[56] **References Cited**  
**U.S. PATENT DOCUMENTS**  
 D. 117,777 11/1939 Ayres ..... D8/71  
 D. 282,817 3/1986 Johnson et al. .... D8/71  
 D. 291,528 8/1987 Delgen ..... D8/71  
 807,878 12/1905 Soper ..... 212/142  
 1,399,351 12/1921 Lee ..... 212/140  
 2,261,746 11/1941 Seaboly ..... 408/712






FIG 2

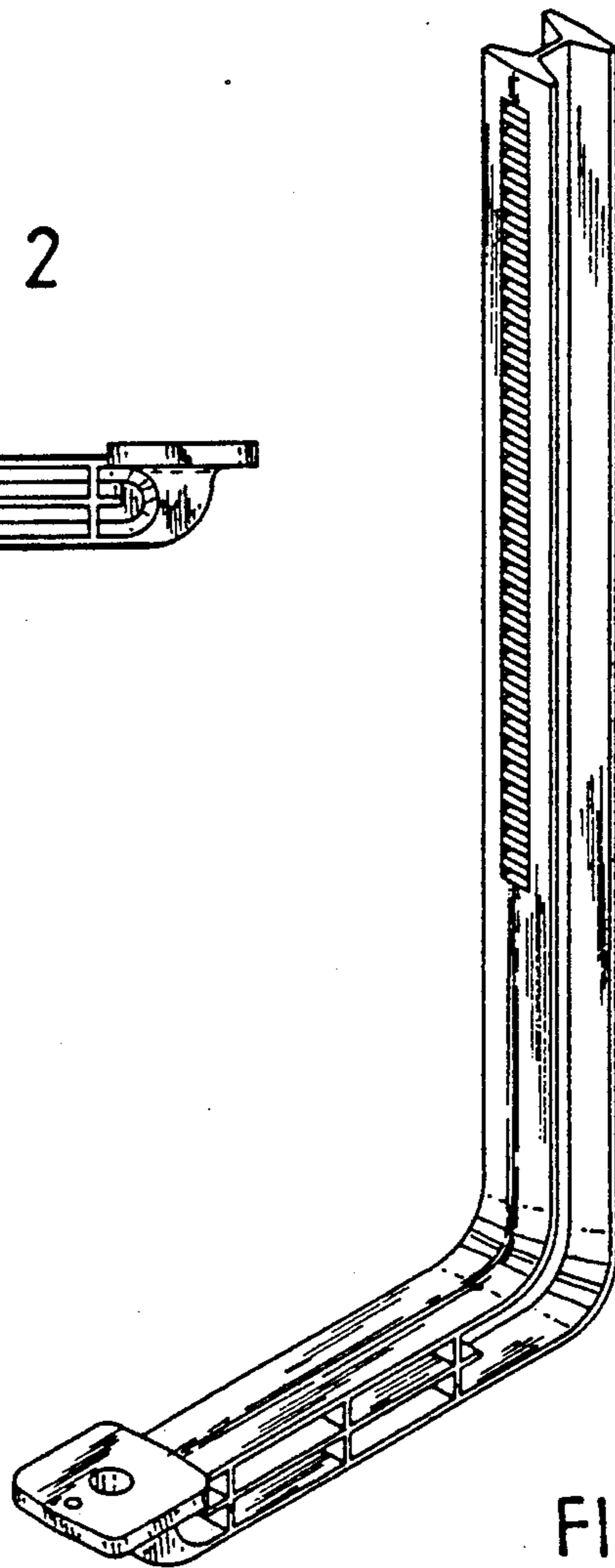


FIG 1

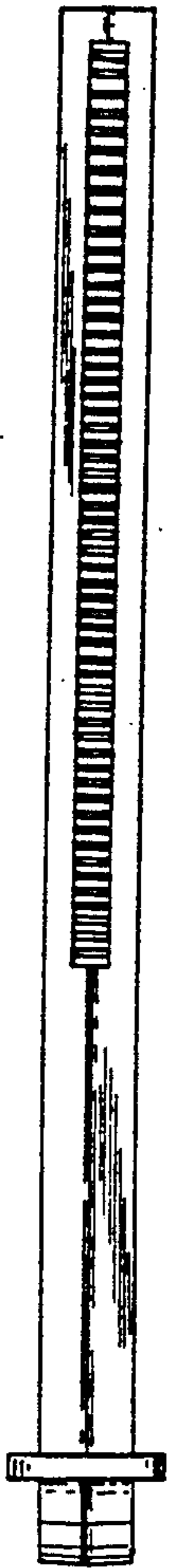


FIG 4



FIG 5

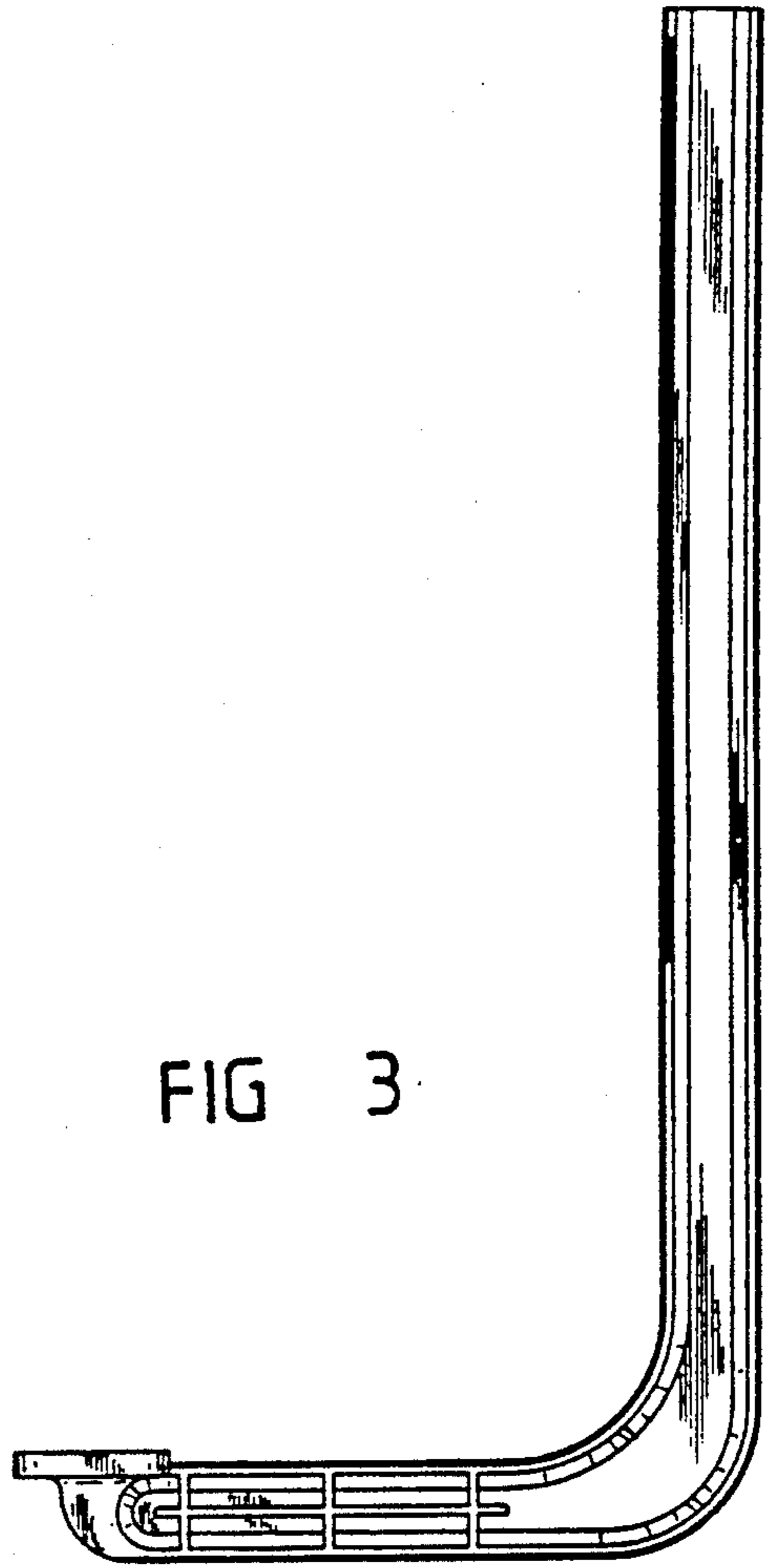


FIG 3

FIG 6




FIG 7

