

[54] COMBINED TOOTHBRUSH AND CAP
THEREFOR

[75] Inventor: Michael H. Bennett, Silverdale, New Zealand

[73] Assignee: Alexander Dunsmuir Conner, Auckland, New Zealand

[**] Term: 14 Years

[21] Appl. No.: 460,598

[22] Filed: Jan. 3, 1990

[30] Foreign Application Priority Data

Jul. 12, 1989 [NZ] New Zealand 22700

[52] U.S. Cl. D4/108

[58] Field of Search D4/100-114, D4/116, 119, 121, 130, 132, 134, 136, 138, 199; D24/10-11; D28/64; 15/105-106, 143 R, 159 R, 159 A, 160, 167.1-167.3; 132/308-311

[56] References Cited

U.S. PATENT DOCUMENTS

D. 301,403 6/1989 Ambasz D4/108

D. 301,660 6/1989 Ambasz D4/108

D. 303,733 10/1989 Benichou D4/108

D. 305,386 1/1990 Rams et al. D4/104

4,503,871 3/1985 Mendenhall 132/311

4,729,142 3/1988 Yoshioka 15/167.1

Primary Examiner—Wallace R. Burke
Assistant Examiner—Lavone D. Tabor
Attorney, Agent, or Firm—Young & Thompson

[57] CLAIM

The ornamental design for a combined toothbrush and cap therefor, as shown and described.

DESCRIPTION

FIG. 1 is a top plan view of a combined toothbrush and cap therefor showing my new design, the cap being omitted for clarity of illustration only;

FIG. 2 is a side elevational view thereof, the opposite side being a mirror image;

FIG. 3 is a bottom plan view thereof;

FIG. 4 is an end elevational view as seen from the bottom of FIG. 3;

FIG. 5 is an end elevational view as seen from the top of FIG. 3;

FIG. 6 is an end elevational view thereof, shown with the cap in place on the toothbrush;

FIG. 7 is an end elevational view as seen from the bottom of the cap, shown separately for clarity of illustration only;

FIG. 8 is an alternate top plan view of the toothbrush shown in a compressed configuration, the cap being omitted for clarity of illustration only,

FIG. 9 is a side elevational view thereof, the opposite side being a mirror image;

FIG. 10 is a bottom plan view thereof;

FIG. 11 is a top plan view thereof, shown with the cap in place on the toothbrush; and

FIG. 12 is an exploded perspective view thereof, shown with the cap removed and the toothbrush in an extended configuration.

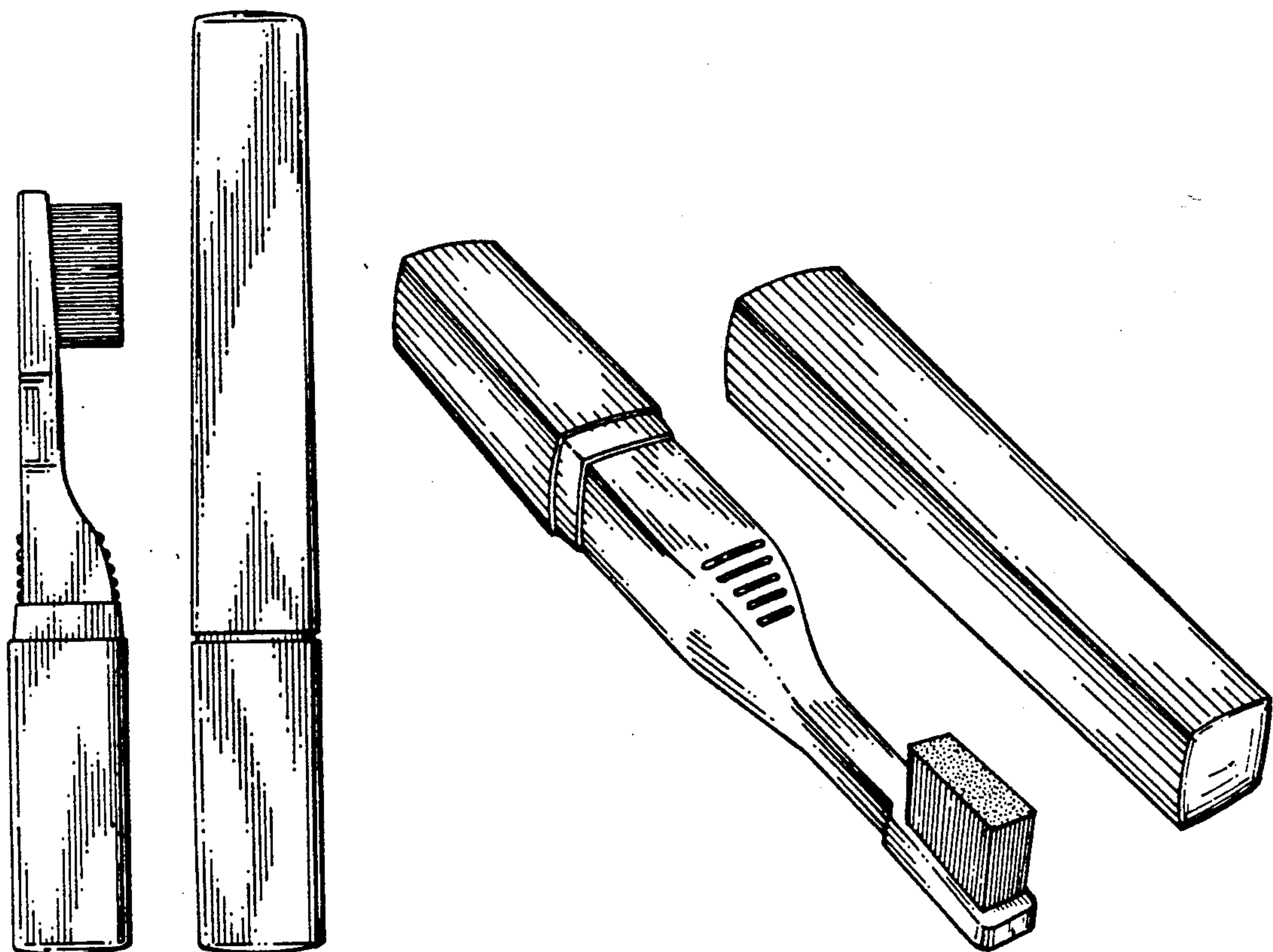


FIG.1

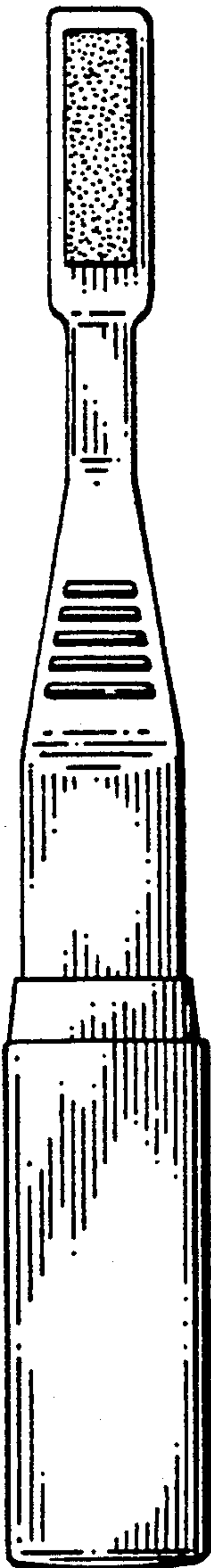


FIG.2

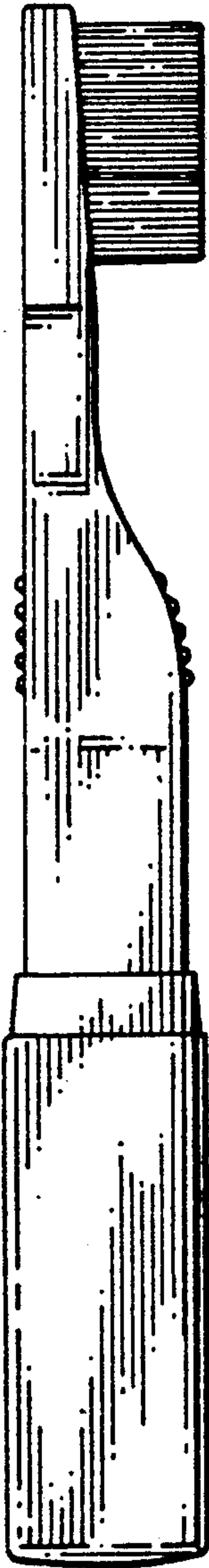


FIG.3

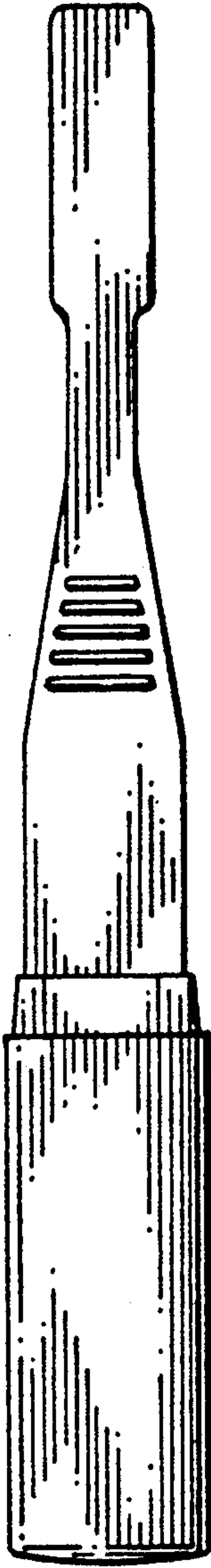


FIG. 4

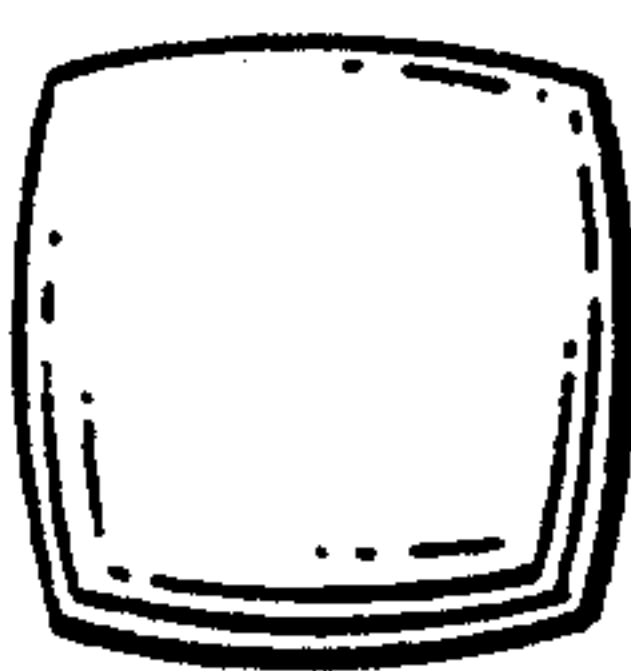


FIG. 5

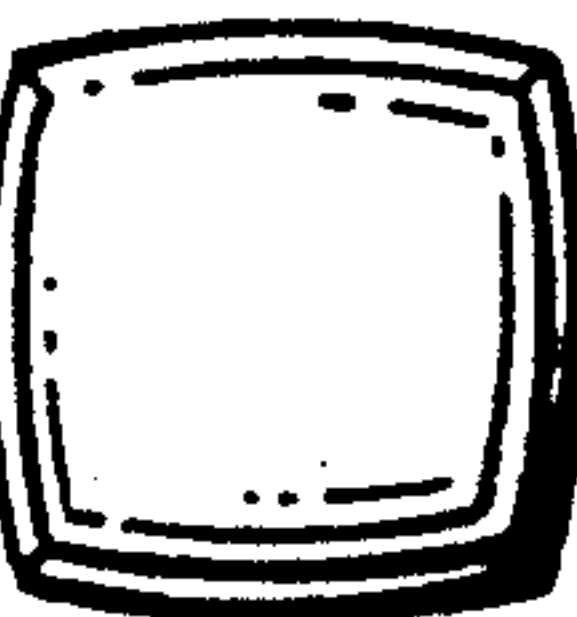



FIG. 6

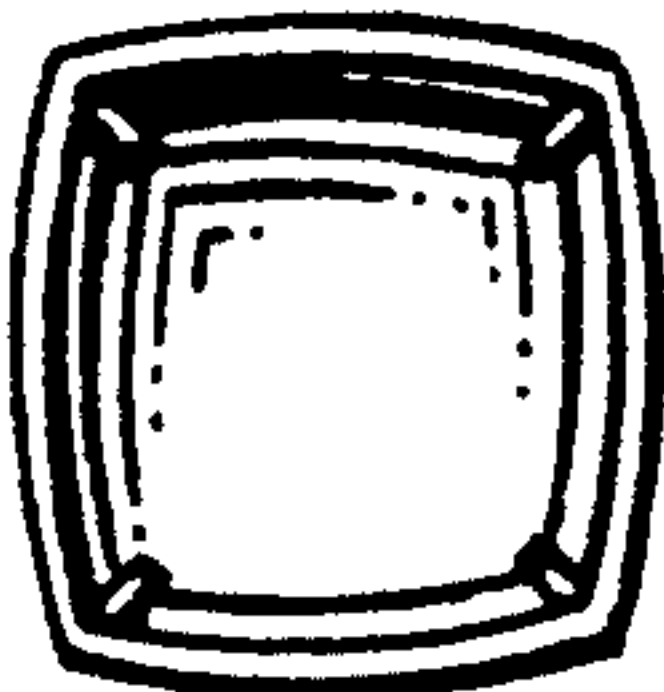


FIG.7

FIG.8

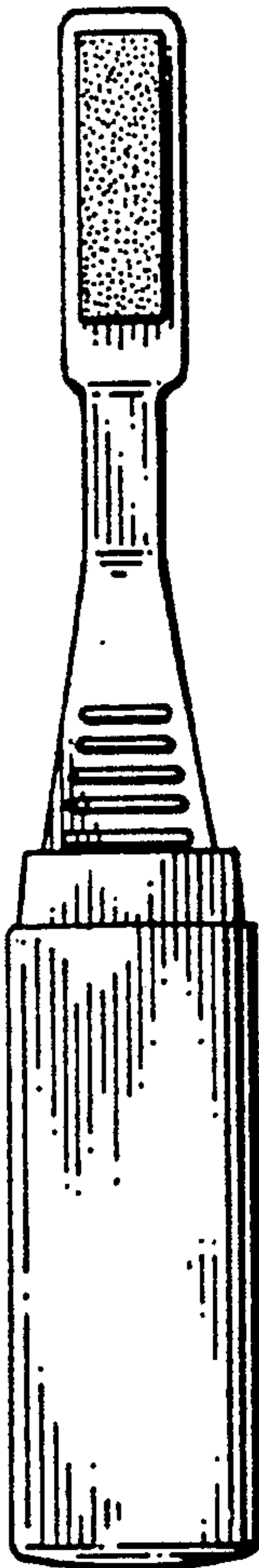


FIG.9




FIG.10




FIG.11




FIG.12

