

# United States Patent [19]

Uke et al.

[11] Patent Number: **Des. 318,373**

[45] Date of Patent: **\*\* Jul. 23, 1991**

[54] CARRYING CASE

[75] Inventors: **Alan K. Uke, Santa Fe; Martin R. Miller, Fallbrook, both of Calif.**

[73] Assignee: **Underwater Kinetics, San Marcos, Calif.**

[\*\*] Term: **14 Years**

[21] Appl. No.: **39,061**

[22] Filed: **Apr. 15, 1987**

[52] U.S. Cl. .... **D3/76; D3/33; D3/73; D3/77**

[58] Field of Search ..... **D3/77, 30.1, 76, 35; 190/18 A, 119**

[56] **References Cited**

### U.S. PATENT DOCUMENTS

- D. 234,273 2/1975 Wilson et al. .... D3/77
- D. 286,466 11/1986 King et al. .... D3/77
- D. 291,388 8/1987 Seguin ..... D3/30.1

- D. 298,486 11/1988 Jain ..... D3/76
- D. 300,988 5/1989 Melk ..... D3/76
- 3,895,696 7/1975 Urushibara ..... 190/18 A
- 4,067,422 1/1978 Eberle ..... 190/119 X
- 4,261,448 4/1981 Myers et al. .... D3/77 X
- 4,743,038 5/1988 Myers et al. .... 190/18 A


*Primary Examiner*—A. Hugo Word  
*Assistant Examiner*—Doris V. Coles  
*Attorney, Agent, or Firm*—Fulwider, Patton Lee & Utecht


### [57] CLAIM

The ornamental design for carrying case, as shown.

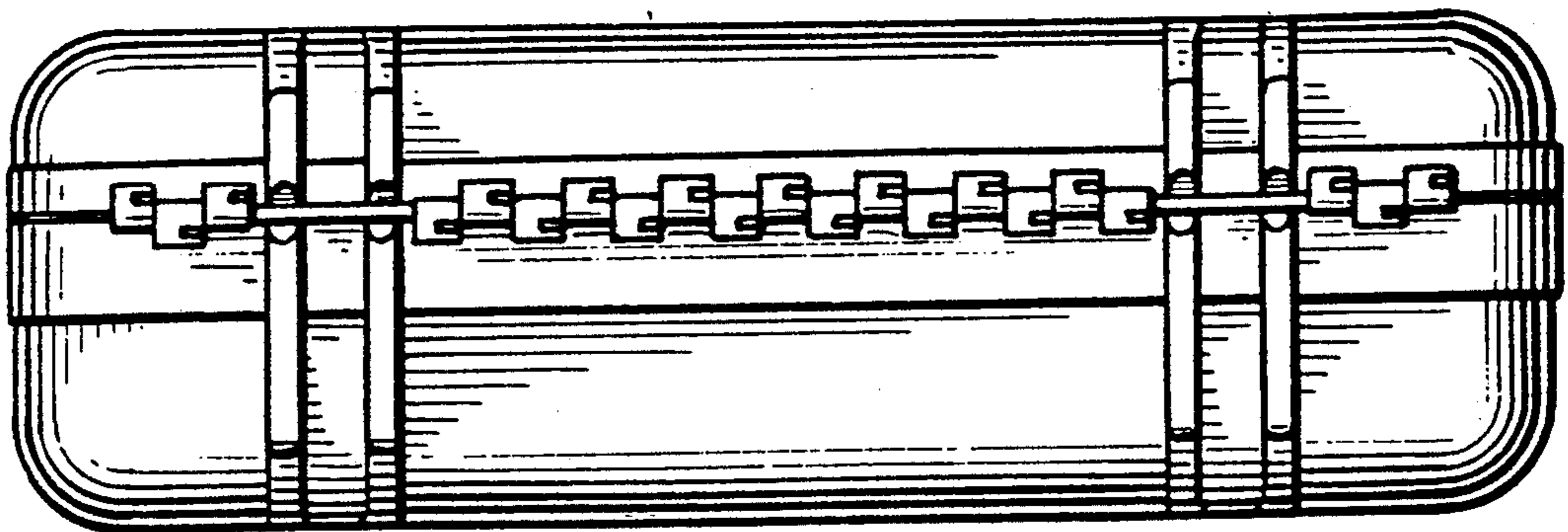
### DESCRIPTION

FIG. 1 is a perspective view of a carrying case, showing my new design;  
 FIG. 2 is a bottom plan view thereof;  
 FIG. 3 is a rear elevational view thereof;  
 FIG. 4 is a top plan view thereof;  
 FIG. 5 is a right side elevational view thereof; and  
 FIG. 6 is a left side elevational view thereof.





*Fig. 1.*



*Fig. 2.*

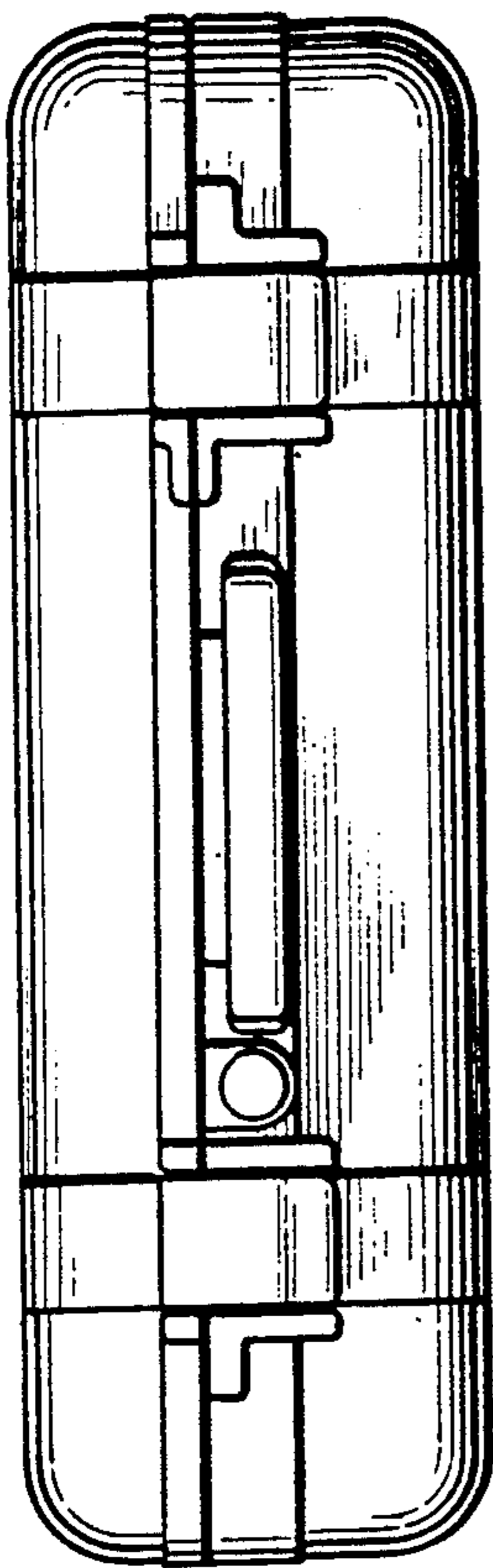


FIG. 4.

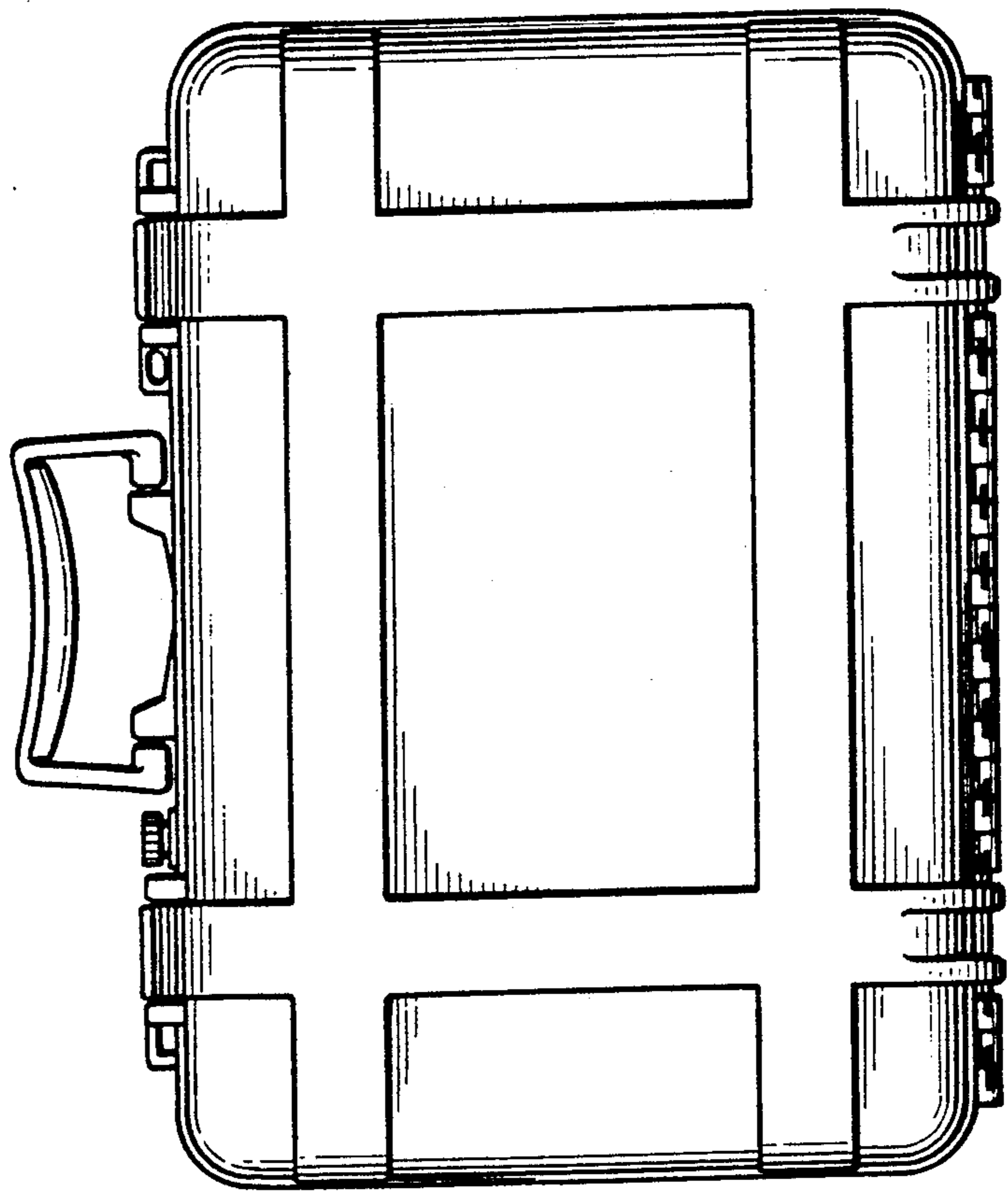


FIG. 3.

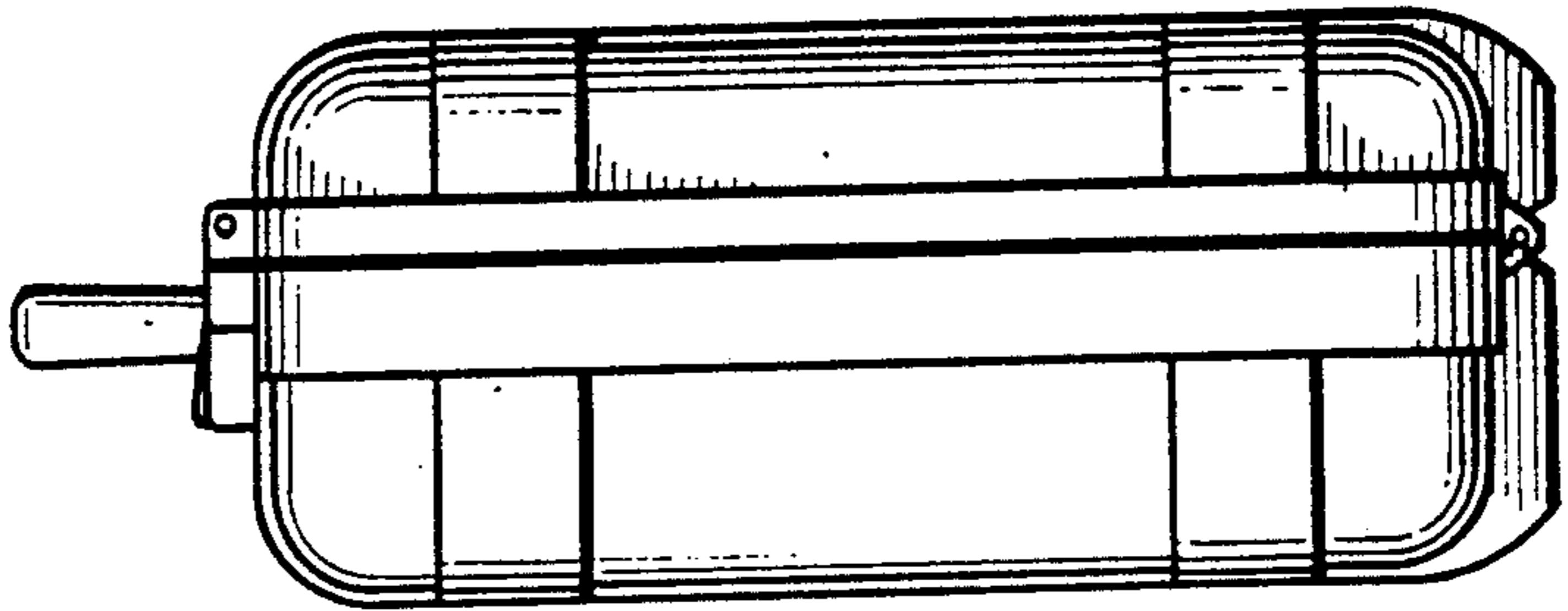


FIG. 6.

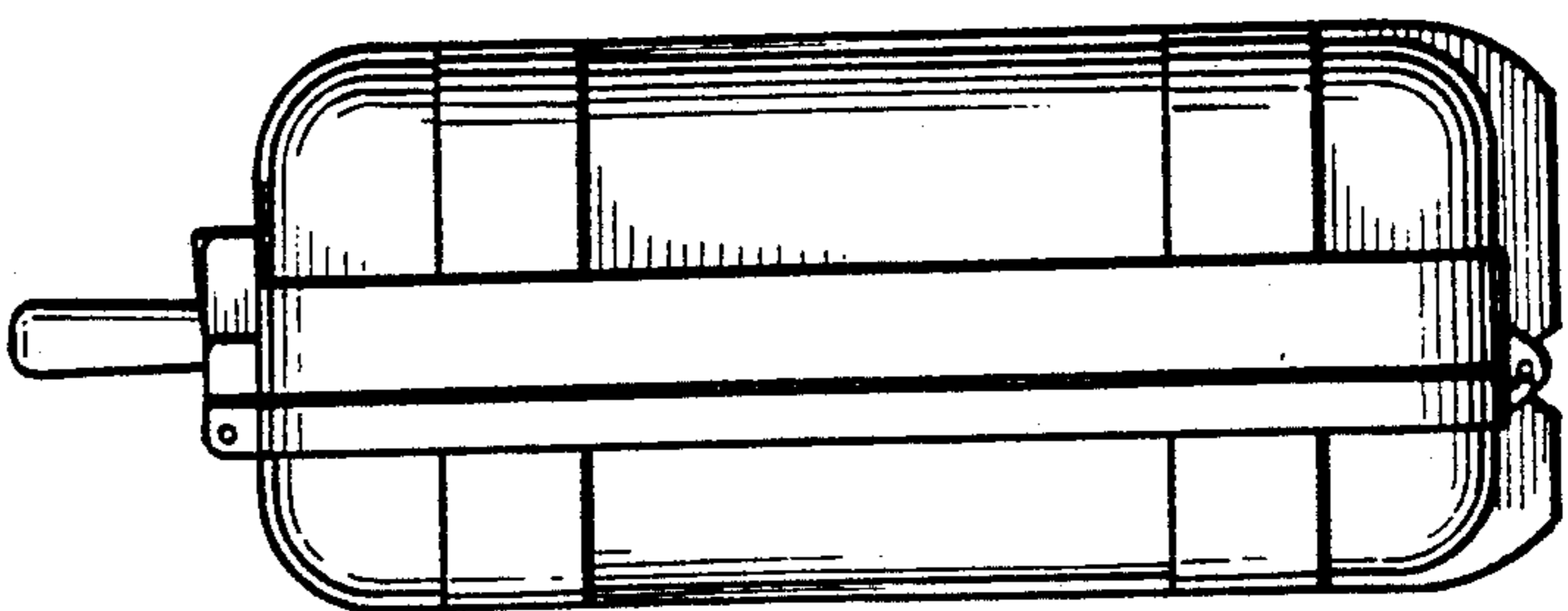


FIG. 5.