

United States Patent [19]

Mackey

[11] Patent Number: Des. 318,372

[45] Date of Patent: ** Jul. 23, 1991

[54] PACKING MEMBER FOR PARTITIONING A CARRYING CASE

[75] Inventor: David L. Mackey, New Boston, N.H.

[73] Assignee: Amherst International Corporation, Manchester, N.H.

[**] Term: 14 Years

[21] Appl. No.: 232,889

[22] Filed: Aug. 16, 1988

[52] U.S. Cl. D3/54; D3/99

[58] Field of Search D3/54, 42, 43, 41, 44, D3/45, 46, 47, 48, 49, 50, 51, 52, 53, 76, 99, 71, 30.1; D7/686; D19/26; 190/2, 110, 112, 122, 100; 383/39, 122, 907, 86, 75, 38; 224/219, 218; D29/20; 16/116 R

[56] **References Cited**

U.S. PATENT DOCUMENTS

- D. 250,855 1/1979 Gotz D19/26 X
- D. 275,153 8/1984 Weinreb D3/54 X

- D. 294,757 3/1988 Kahane et al. D3/41 X
- D. 299,405 1/1989 Bothmann D7/686
- 2,905,946 9/1959 Goldsmith 16/116 R
- 3,082,867 3/1963 Gelpey 383/38 X


Primary Examiner—Louis S. Zarfaz
Assistant Examiner—M. N. Pandozzi
Attorney, Agent, or Firm—Davis, Bujold & Streck

[57] **CLAIM**

The ornamental design for a packing member for partitioning a carrying case, as shown and described.

DESCRIPTION

FIG. 1 is a perspective view of a packing member for partitioning a carrying case showing my new design; FIG. 2 is a front elevational view thereof; FIG. 3 is a front elevational view thereof in a partially separated position; FIG. 4 is a top plan view thereof in a flattened position; FIG. 5 is a right side elevational view thereof of FIG. 4, the left side being a mirror image; FIG. 6 is a front elevational view thereof of FIG. 4; FIG. 7 is a bottom plan view thereof of FIG. 4.



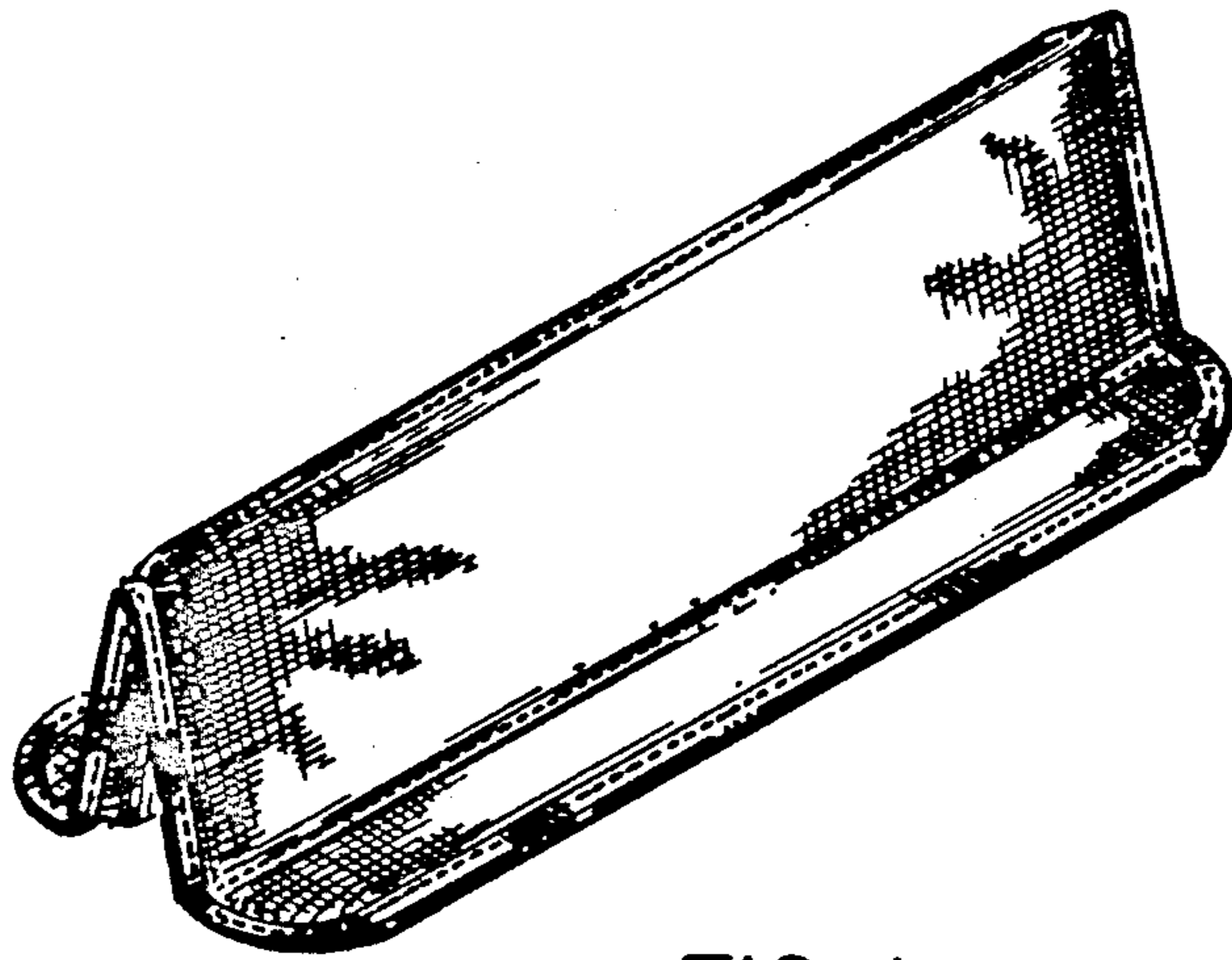


FIG. 1




FIG. 2



FIG. 3




FIG. 4



FIG. 5



FIG. 6

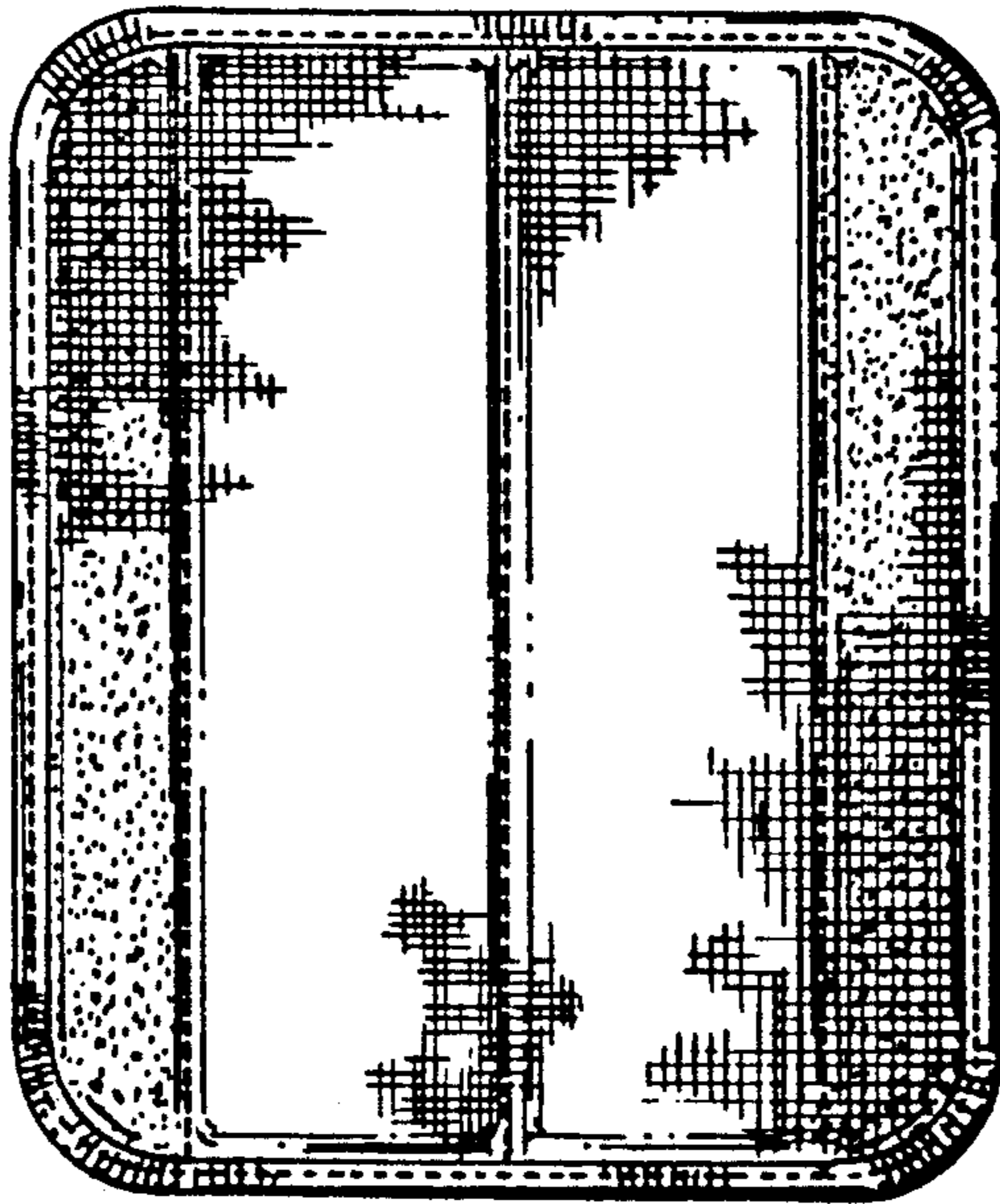


FIG. 7