

[54] **THREE POINT EXTRUSION**

[75] **Inventor: Terence Gibbs, Nyack, N.Y.**

[73] **Assignee: Omni Products International, Inc.,  
Fairfield, N.J.**

[\*\*] **Term: 14 Years**

[21] **Appl. No.: 156,228**

[22] **Filed: Feb. 16, 1988**

[52] **U.S. Cl. .... D25/123**

[58] **Field of Search ..... D25/119, 112, 124;  
52/177, 179, 180-181, 716-718.1, 729-732;  
297/445, 450-451, DIG. 2**

[56] **References Cited**

**U.S. PATENT DOCUMENTS**

D. 287,284 12/1986 Pavy ..... D25/122

**OTHER PUBLICATIONS**

Van Hoffel Tube Co. dated 1-1953 p. 73 Item located  
top of page, 2nd from right No. 2434/.017.

Van Hoffel Tube Co. dated 1-1953 p. 47 top of pg. third  
item from left of page, #2507/.020.

*Primary Examiner*—A. Hugo Word

*Assistant Examiner*—Doris Clark

*Attorney, Agent, or Firm*—Lerner, David, Littenberg,  
Krumholz & Mentlik

[57] **CLAIM**

The ornamental design for a three point extrusion, as  
shown and described.

**DESCRIPTION**

FIG. 1 is a perspective view of a three point extrusion  
showing my new design;

FIG. 2 is a right side elevational view thereof, as  
viewed in FIG. 3, the left side elevational view being  
substantially identical;

FIG. 3 is a front elevational view thereof, the rear ele-  
vational view being substantially identical;

FIG. 4 is a top plan view thereof, the bottom plan view  
being substantially identical;

FIG. 5 is a perspective view of a second embodiment of  
a three point showing another extrusion showing my  
new design;

FIG. 6 is a right side elevational view thereof, as  
viewed in FIG. 7, the left side elevational view being  
substantially identical;

FIG. 7 is a front elevational view thereof, the rear ele-  
vational view being substantially identical; and

FIG. 8 is a top plan view thereof, the bottom plan view  
being substantially identical.




FIG. 1


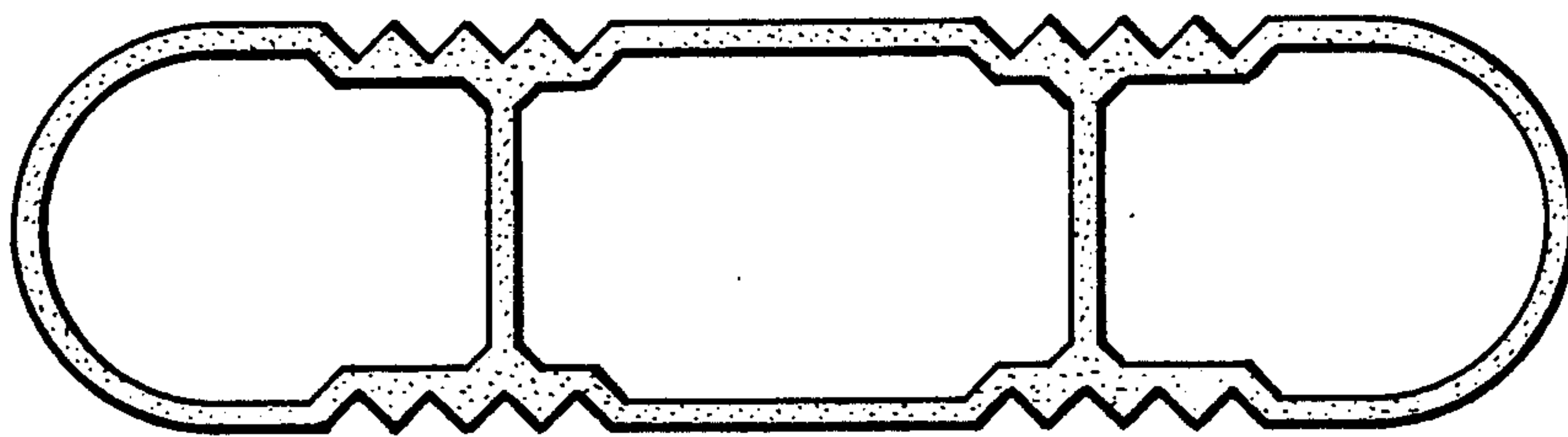



FIG. 2



**FIG. 3**



**FIG. 4**






FIG. 5




FIG. 6




FIG. 7





FIG. 8



UNITED STATES PATENT AND TRADEMARK OFFICE  
**CERTIFICATE OF CORRECTION**

PATENT NO. : D 318,334

DATED : July 16, 1991

INVENTOR(S) : Terence Gibbs

It is certified that error appears in the above-identified patent and that said Letters Patent is hereby corrected as shown below:

ON THE TITLE PAGE:

In the Description, Fig. 5, line 2, delete "showing another".

**Signed and Sealed this  
Fifteenth Day of December, 1992**

*Attest:*

DOUGLAS B. COMER

*Attesting Officer*

*Acting Commissioner of Patents and Trademarks*