

[54] ELECTRONIC CALCULATOR WITH PRINTER

[75] Inventors: Hiroshi Sakaguchi; Toshiya Takahashi, both of Osaka, Japan

[73] Assignee: Sharp Corporation, Osaka, Japan

[**] Term: 14 Years

[21] Appl. No.: 407,797

[22] Filed: Sep. 15, 1989

[30] Foreign Application Priority Data

Mar. 17, 1989 [JP] Japan 1-9946

[52] U.S. Cl. D18/7

[58] Field of Search D18/6, 7; D14/100, 106, D14/107; 235/61 R; 364/706-710

[56] References Cited

U.S. PATENT DOCUMENTS

- D. 247,198 2/1978 Ohie D18/7
- D. 279,108 6/1985 Sawada D18/7
- D. 280,418 9/1985 Hayashi et al. D18/7

- D. 280,832 10/1985 Mineta D18/7
- D. 285,575 9/1986 Satake D18/7
- D. 290,373 6/1987 Yubisui et al. D18/7
- D. 293,689 1/1988 Yubisui et al. D18/7
- D. 308,533 6/1990 Sakaguchi et al. D18/7

Primary Examiner—Nelson C. Holtje
Assistant Examiner—Caron D. Veynar
Attorney, Agent, or Firm—Flehr, Hohbach, Test, Albritton & Herbert

[57] CLAIM

The ornamental design for an electronic calculator with printer, as shown and described.

DESCRIPTION

FIG. 1 is a right, front and top perspective view of an electronic calculator with printer showing our new design;

FIG. 2 is a top plan view thereof;


FIG. 3 is a bottom plan view thereof;


FIG. 4 is a front elevational view thereof;

FIG. 5 is a rear elevational view thereof;


FIG. 6 is a right side elevational view thereof; and

FIG. 7 is a left side elevational view thereof.

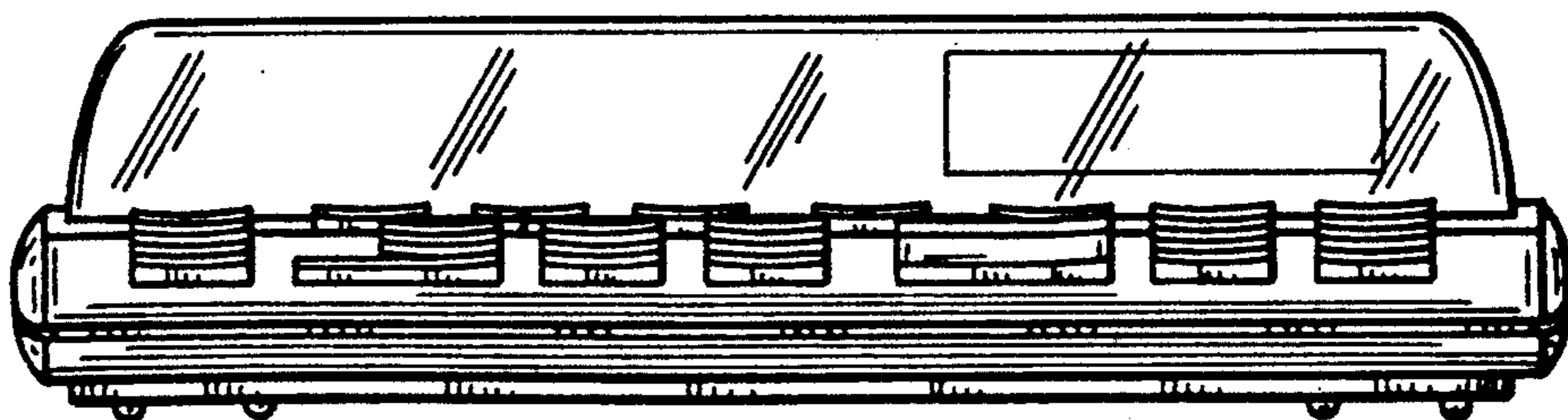




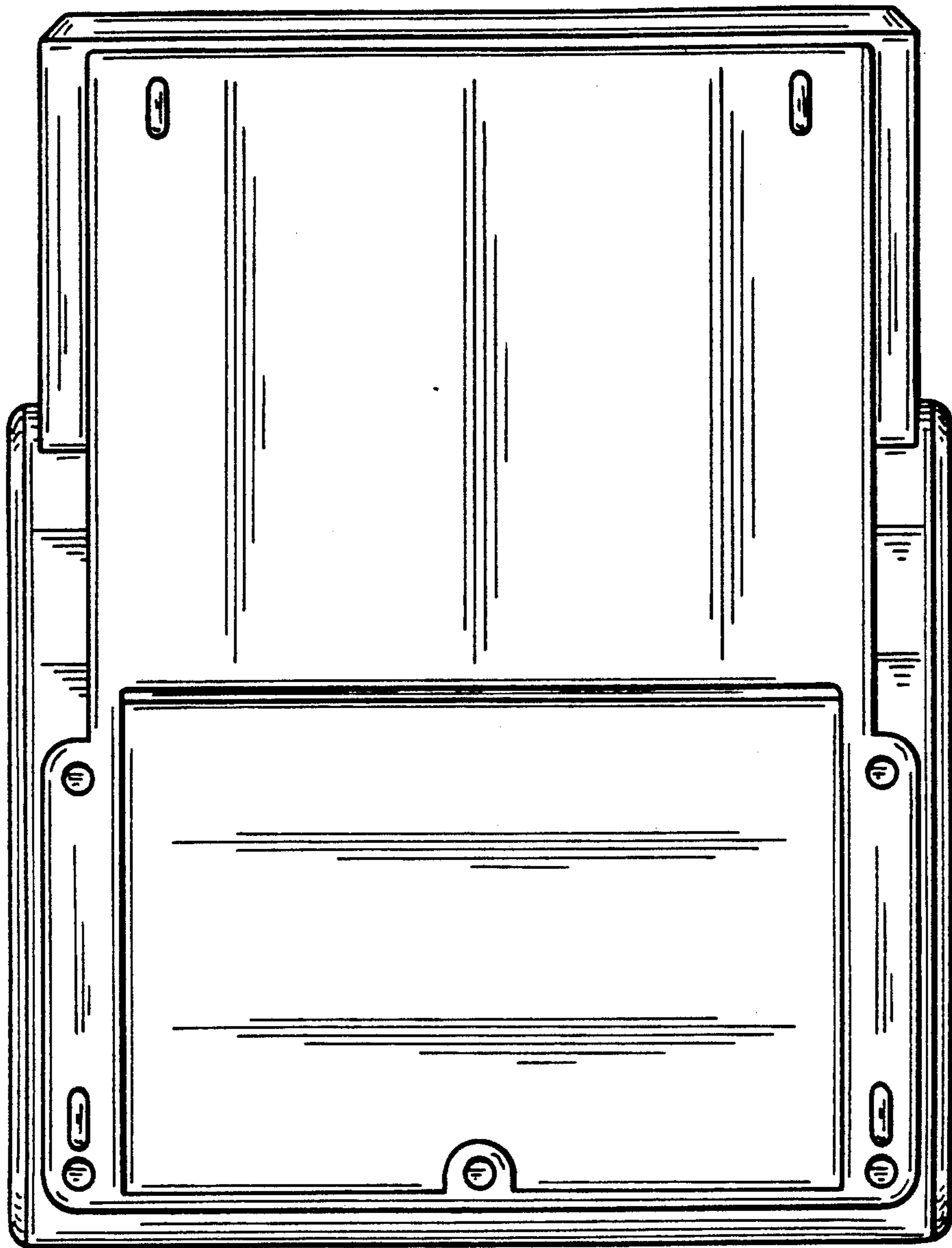
FIG_1



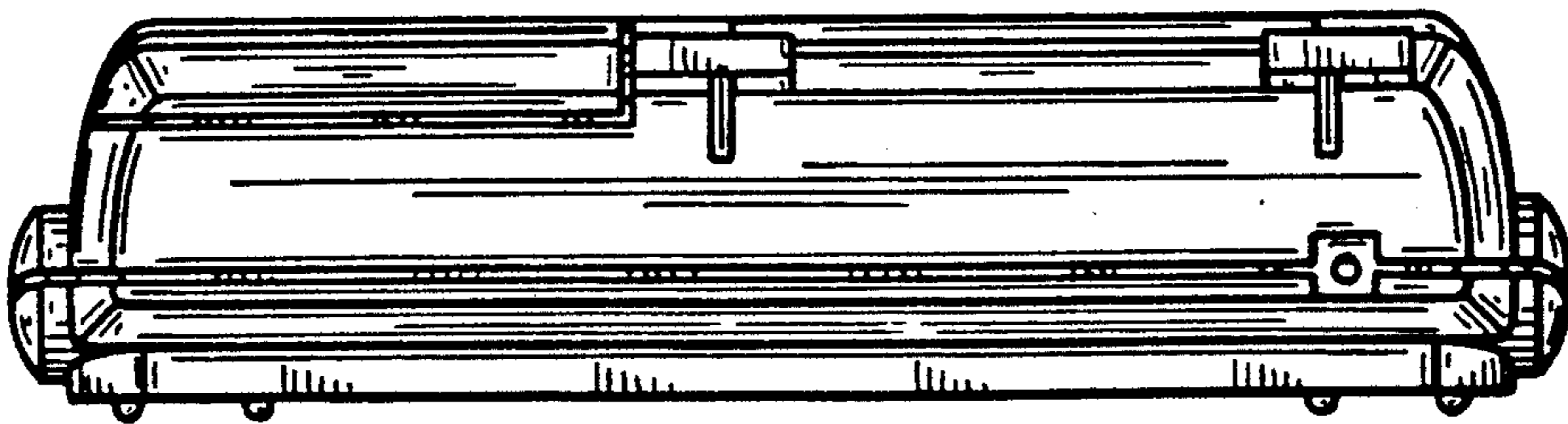
FIG_2




FIG_4




FIG_3



FIG_5



FIG_6



FIG_7