

[54] **CONNECTOR FOR A COMPUTER CABLE**

[75] **Inventor: Hartmut Esslinger, Los Gatos, Calif.**

[73] **Assignee: NeXT Computer, Inc., Redwood City, Calif.**

[**] **Term: 14 Years**

[21] **Appl. No.: 214,146**

[22] **Filed: Jun. 30, 1988**

[52] **U.S. Cl. D13/147**

[58] **Field of Search D13/133, 137, 138, 139,
D13/141, 142, 143, 144, 145, 146, 147; 439/76,
79, 80, 176, 365, 676, 680**

[56] **References Cited**

U.S. PATENT DOCUMENTS

D. 269,673	7/1983	Johansson et al.	D13/147
D. 275,850	10/1984	Wilson	D13/147
D. 286,052	10/1986	Pearl et al.	D14/111
D. 287,967	1/1987	Gemmell et al.	D14/100
D. 288,434	2/1987	Gemmell	D13/11
D. 298,121	10/1988	Furuhashi	D13/146
4,464,652	8/1984	Lapson et al.	340/710
4,728,163	2/1988	Kittinger et al.	439/176
4,842,528	6/1989	Frantz	439/80
4,861,276	8/1989	Muller et al.	439/365

FOREIGN PATENT DOCUMENTS

2166627A 5/1986 United Kingdom .

OTHER PUBLICATIONS

Patton Electronics Co. Catalog 4, 1987, p. 16, Asynchronous Short Range Modem (Model 110).
Inmac Computer Accessories Catalog, Apr. 1987, p. 57, Double-Shielded Ultra Cable.
Frogdesign hartmut esslinger, inc. *frogart*, 1988.

Primary Examiner—James M. Gandy
Assistant Examiner—Melody Brown
Attorney, Agent, or Firm—Robert R. Jackson; Laurence S. Rogers; Doreen F. Shulman

[57] **CLAIM**

The ornamental design for a connector for a computer cable, as shown and described.

DESCRIPTION

FIG. 1 is a top, right, front perspective view of a connector for a computer cable showing my new design, it being understood that the broken lines are for illustrative purposes only and form no part of the claimed design;

FIG. 2 is a top plan view thereof;

FIG. 3 is a right side elevational view thereof, the left side being a mirror image of that shown;

FIG. 4 is a front elevational view thereof; and

FIG. 5 is a rear elevational view thereof.

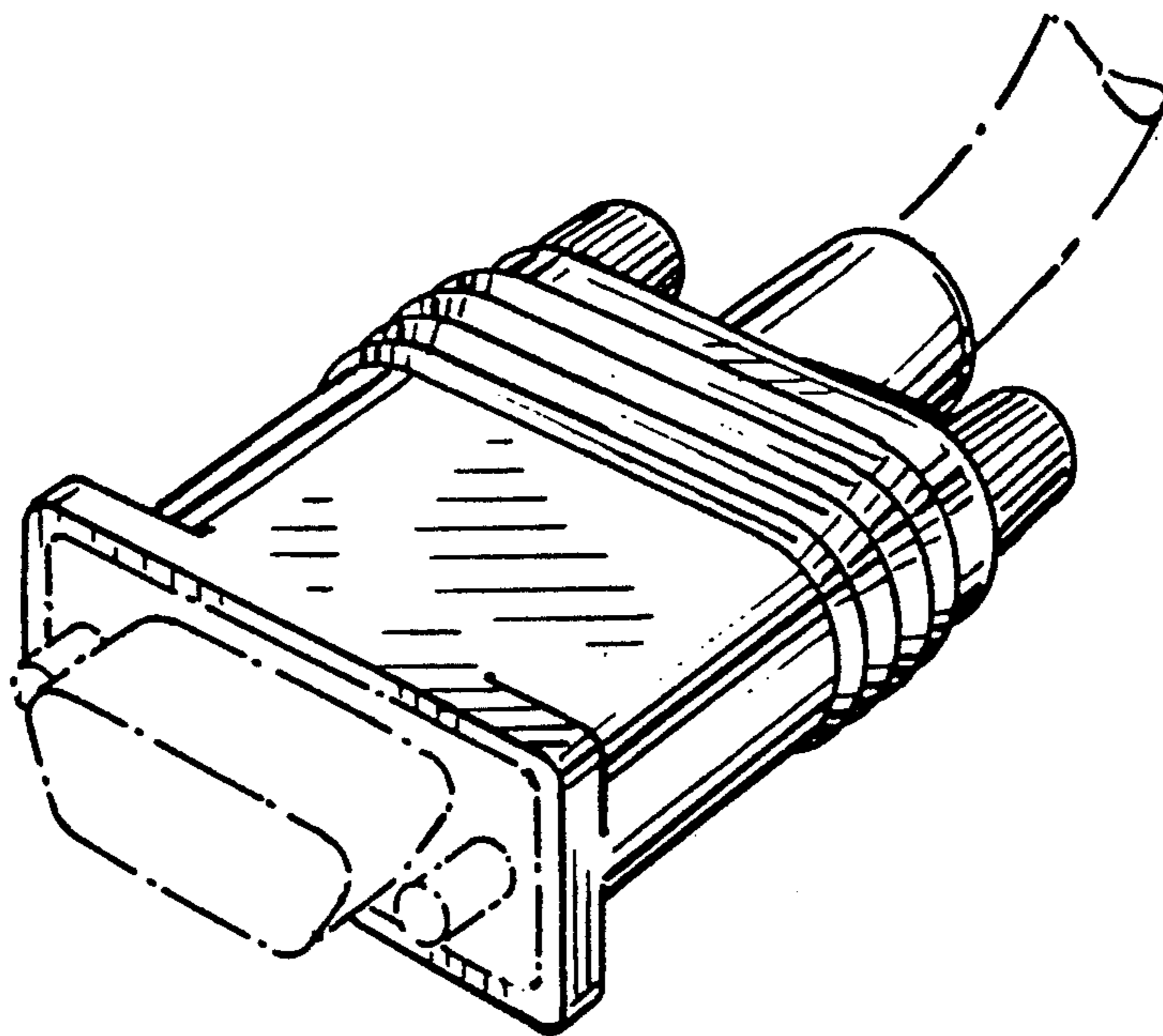


Fig. 1.

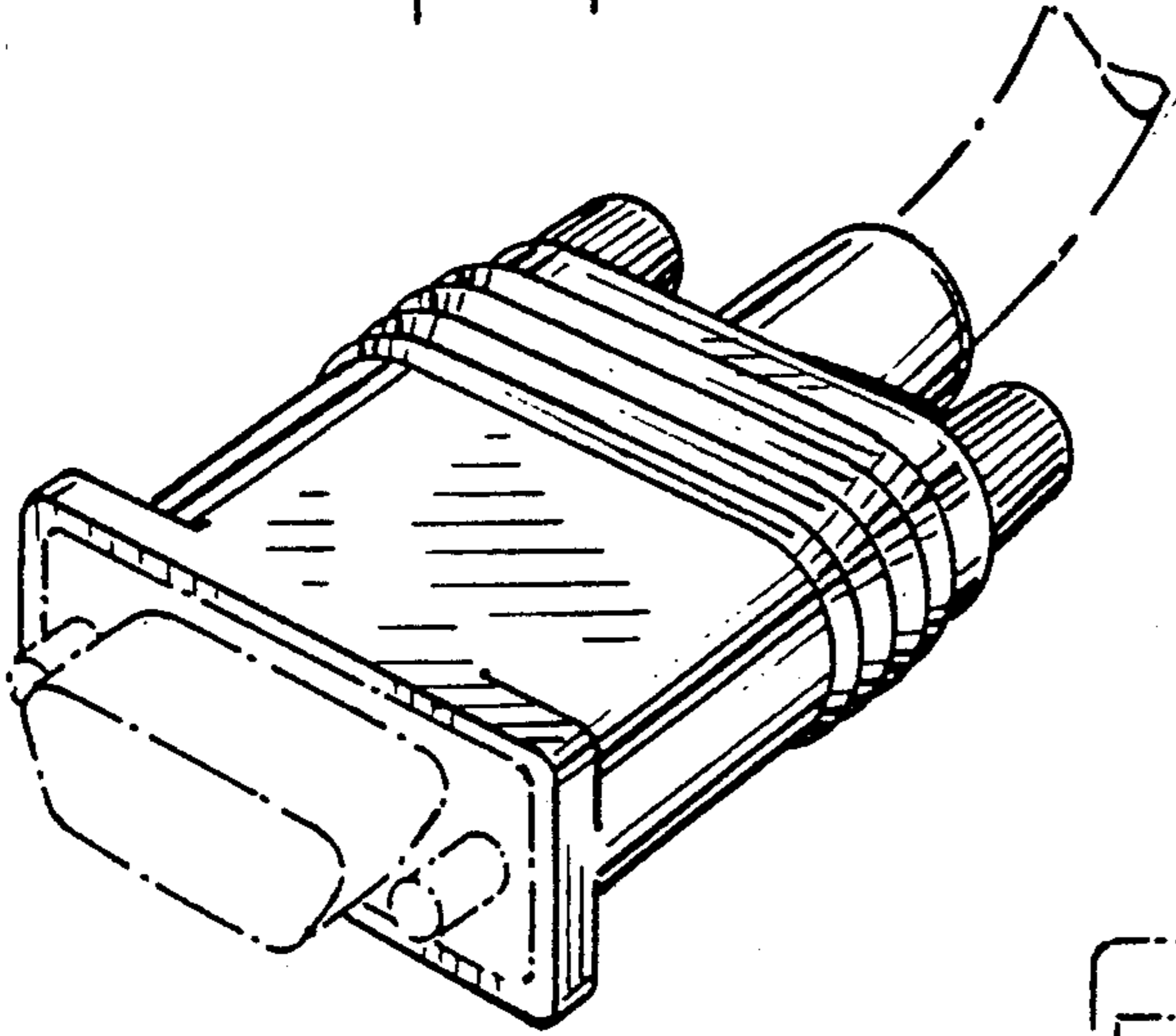


Fig. 3.

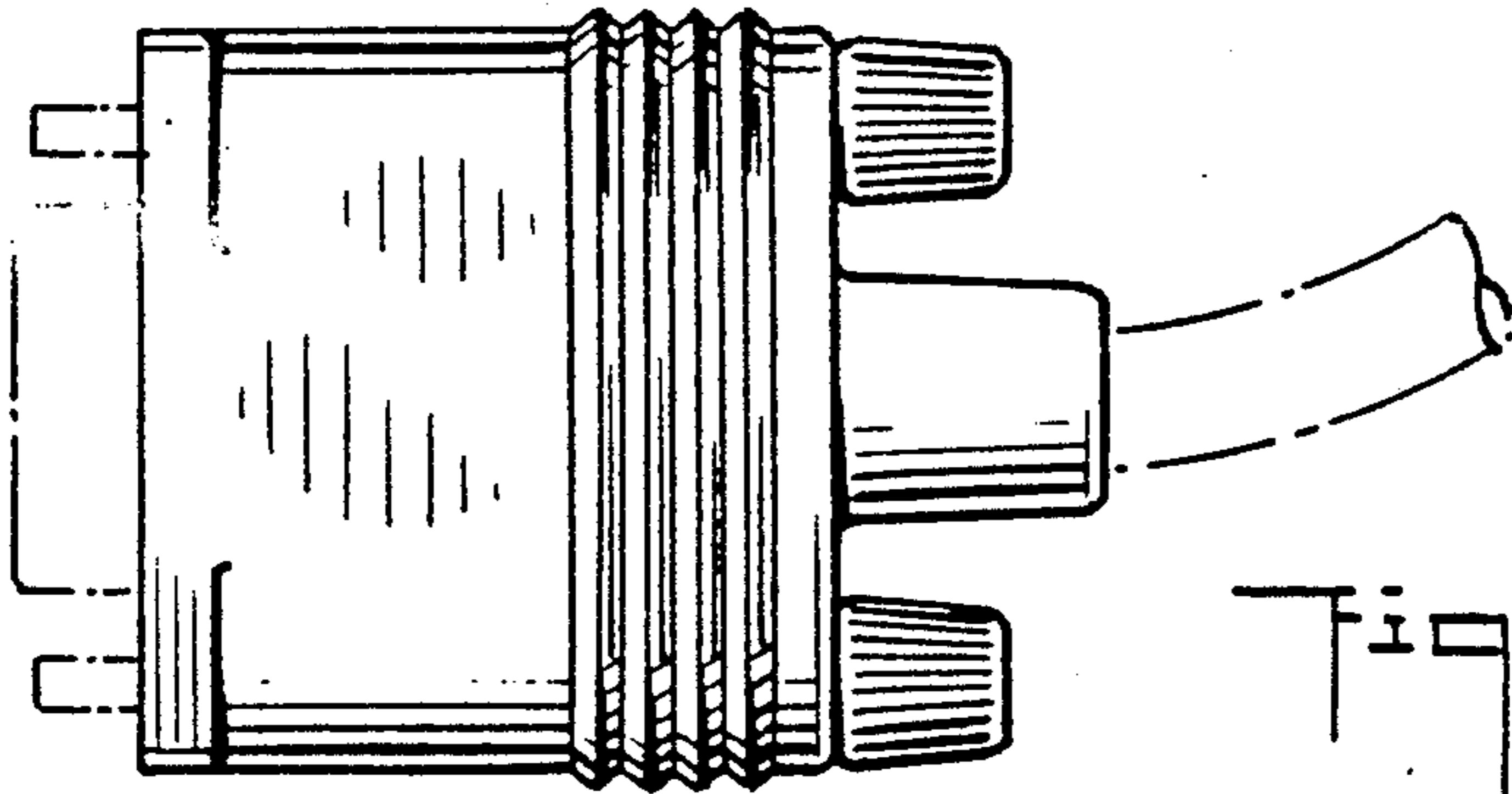
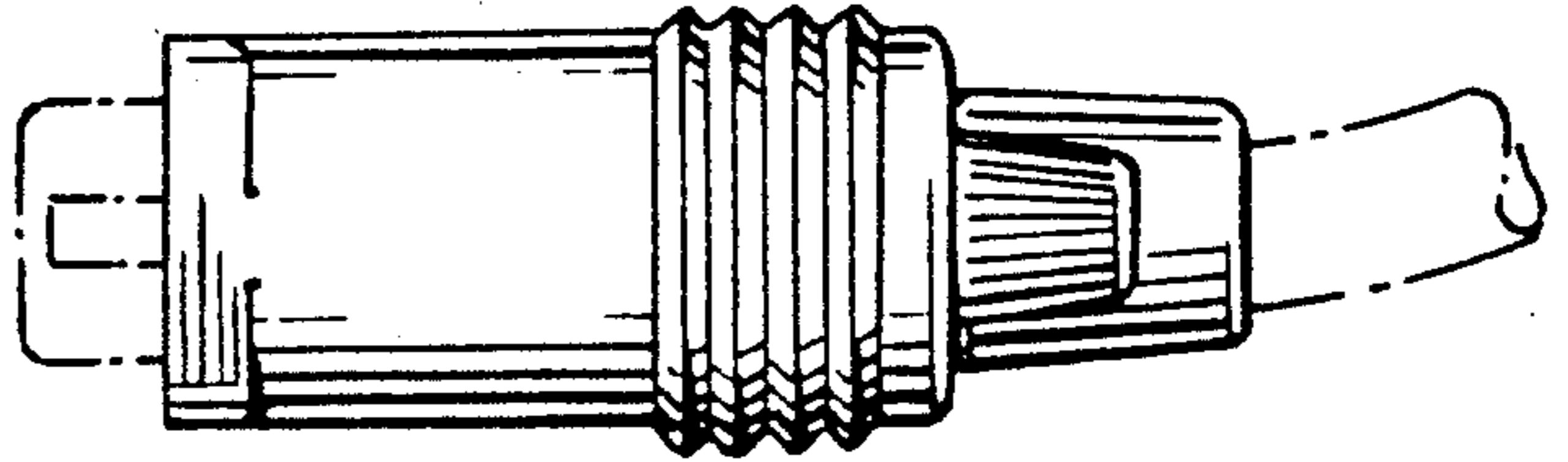


Fig. 2.

Fig. 4.

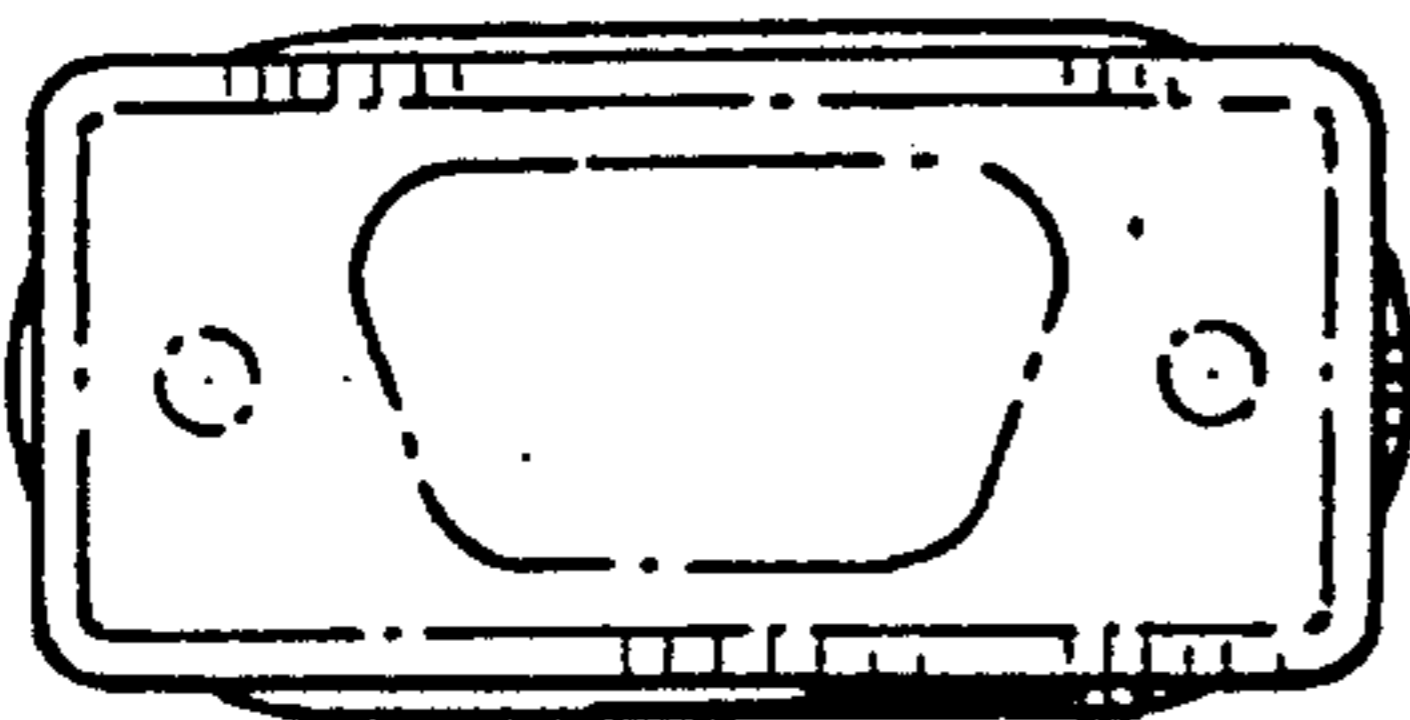


Fig. 5.

