

[54] WRISTWATCH

[75] Inventors: Carl Boyer, Glencoe, Ill.; Bernard Fernandez, Douglaston, N.Y.

[73] Assignee: E. Gluck Corporation, Long Island City, N.Y.

[\*\*] Term: 14 Years

[21] Appl. No.: 152,090

[22] Filed: Feb. 3, 1988

[52] U.S. Cl. .... D10/32

[58] Field of Search ..... D10/1, 2, 21-29, D10/30-40, 122-126; D11/1, 2, 3, 6, 19, 25; 63/3, 4, 9, 15, 73; 368/71, 72, 74, 76, 77, 80-84, 88, 223, 228-242, 276-286

[56] References Cited

U.S. PATENT DOCUMENTS

161,712	4/1875	Simon	368/284
D. 261,994	11/1981	Yamagami et al.	D10/38 X
496,543	5/1893	Streeter	D11/2 X
4,081,952	4/1978	Busch et al.	368/82
4,526,479	7/1985	Harris	368/284

FOREIGN PATENT DOCUMENTS

313273 12/1933 Italy ..... 368/286

OTHER PUBLICATIONS

Sheffield Catalogue; p. 15; #40/6694, Monique lower right corner.

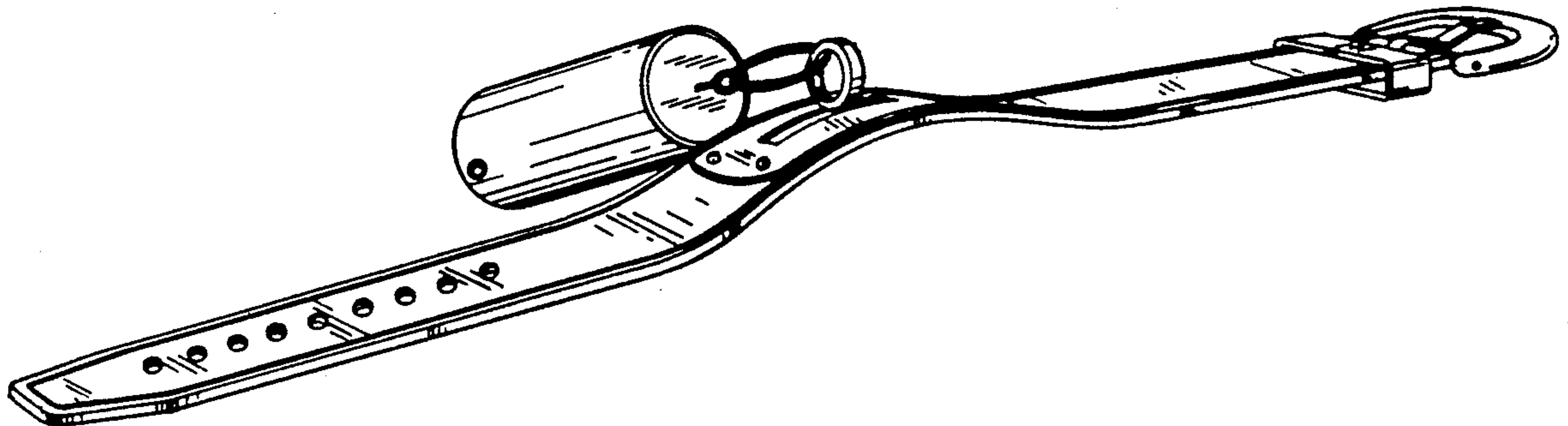
Primary Examiner—Nelson C. Holtje  
Assistant Examiner—Caron D. Veynar  
Attorney, Agent, or Firm—Gottlieb, Rackman & Reisman

[57] CLAIM

The ornamental design for a wristwatch, as shown and described.

DESCRIPTION

FIG. 1 is a right front perspective view of a wristwatch showing my new design;  
FIG. 2 is a left side elevational view;  
FIG. 3 is a front elevational view;  
FIG. 4 is a rear elevational view;  
FIG. 5 is a top plan view;  
FIG. 6 is a bottom plan view thereof.



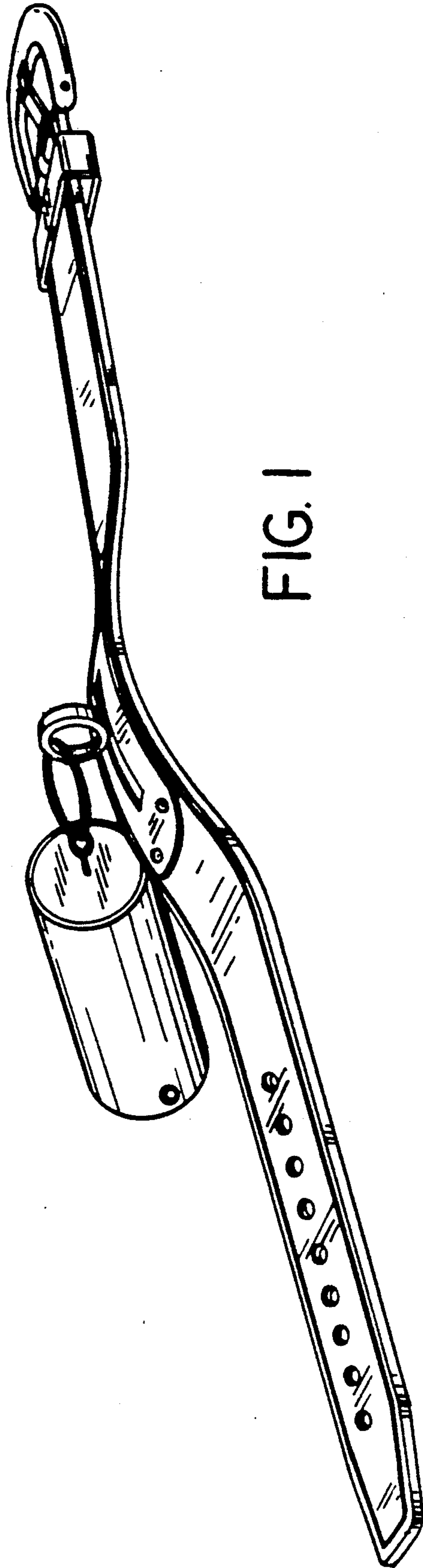


FIG. 1




FIG. 2

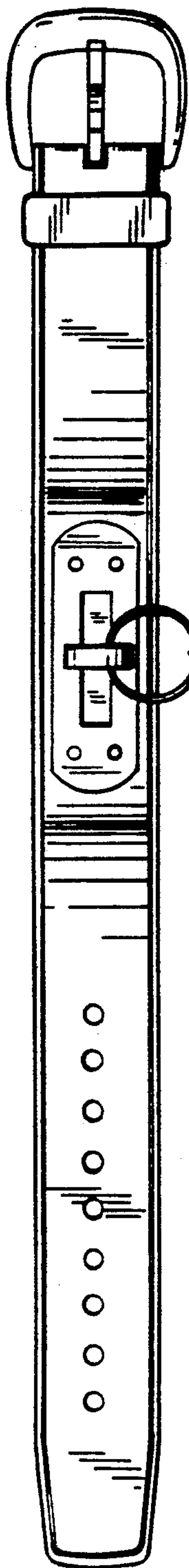
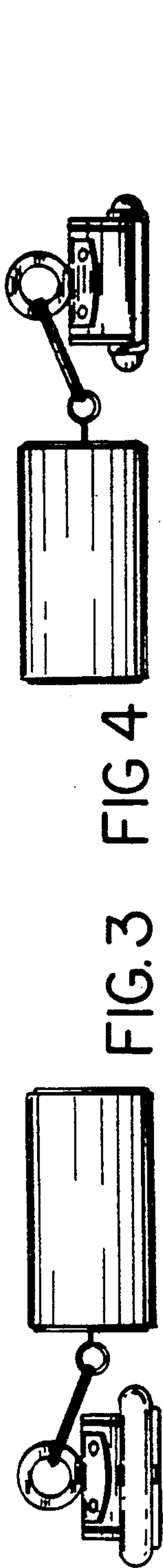


FIG. 5




FIG. 6

