

[54] BELT LOOP WATCH CASE

[76] Inventor: Richard Hiles, 2870 Maysville Park,
Lot #54, Zanesville, Ohio 43701

[**] Term: 14 Years

[21] Appl. No.: 191,662

[22] Filed: May 9, 1988

[52] U.S. Cl. D10/30

[58] Field of Search D10/20, 21, 22, 23,
D10/30, 37; 224/164, 165, 166, 167, 168, 169,
170, 171, 172, 173, 174, 175, 176, 177, 178, 179,
180; 368/10, 11, 12, 13, 14, 88, 82, 83, 84, 239,
240, 241, 242, 276, 277, 280, 281, 282, 300, 301,
316, 317

[56] References Cited

U.S. PATENT DOCUMENTS

59,986	12/1921	Spitzer	D10/37	X
D. 256,402	8/1980	Okura et al.	D10/31	X
508,184	11/1893	Rodier	224/903	X
868,941	10/1907	Redfern	224/903	X
1,260,539	3/1918	Hertz	D10/128	
1,278,866	9/1918	Thompson	D10/128	
2,411,446	12/1946	Mars	224/180	

2,509,428 5/1950 Greene 224/180 X

FOREIGN PATENT DOCUMENTS

376656 6/1923 Fed. Rep. of Germany 224/903

Primary Examiner—Nelson C. Holtje
Assistant Examiner—Antoine D. Davis
Attorney, Agent, or Firm—Biebel & French

[57] CLAIM

The ornamental design for a belt loop watch case, as shown.

DESCRIPTION

FIG. 1 is a front elevational view of a belt loop watch case showing my new design;
FIG. 2 is a right side elevational view;
FIG. 3 is a left side elevational view;
FIG. 4 is a rear elevational view;
FIG. 5 is a bottom plan view;
FIG. 6 is a top plan view;
FIG. 7 is a front elevational view of a second embodiment of my new design of FIG. 1-6;
FIG. 8 is a right side elevational view;
FIG. 9 is a rear elevational view;
FIG. 10 is a bottom plan view; and
FIG. 11 is a top plan view thereof.

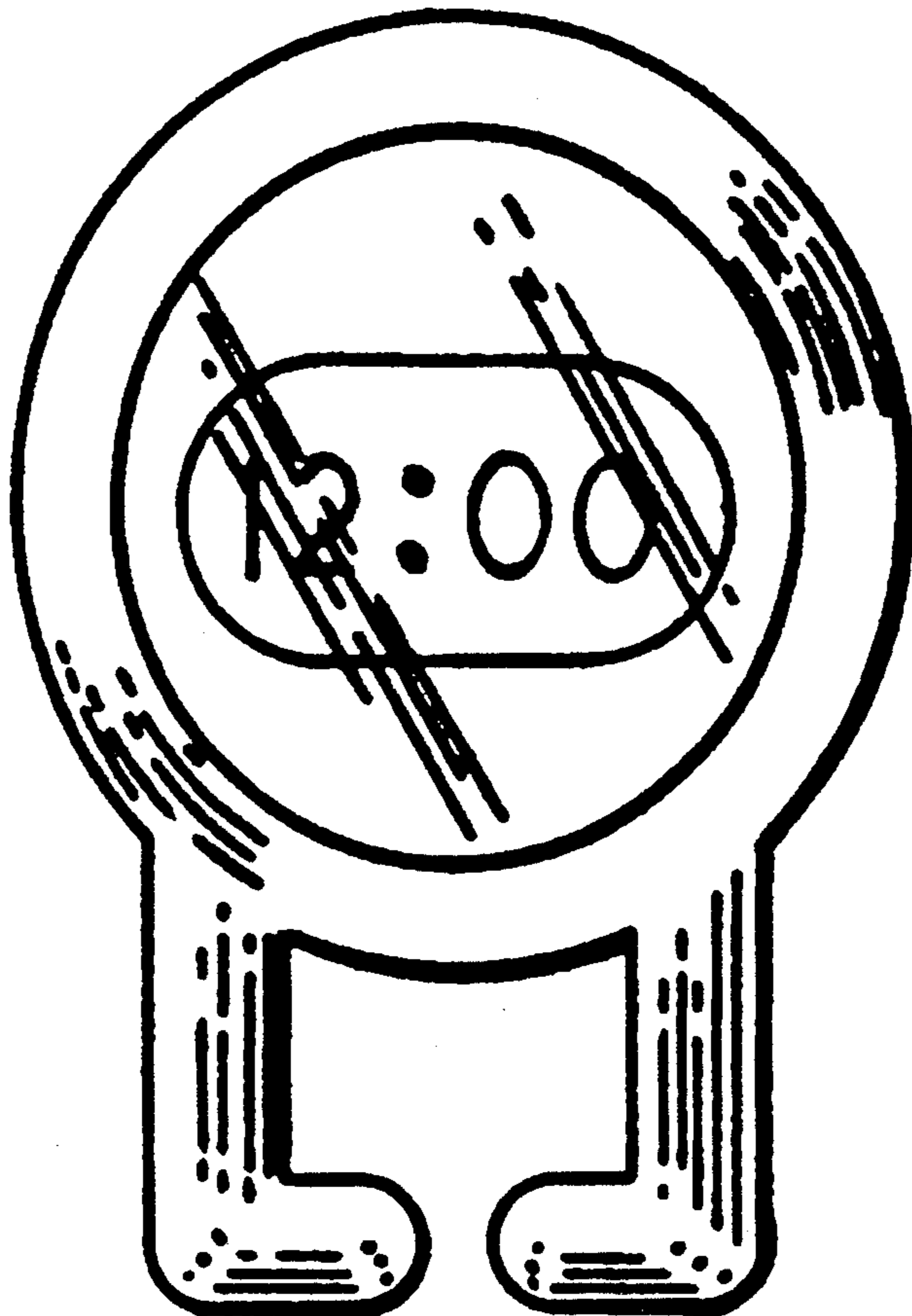


FIG-1

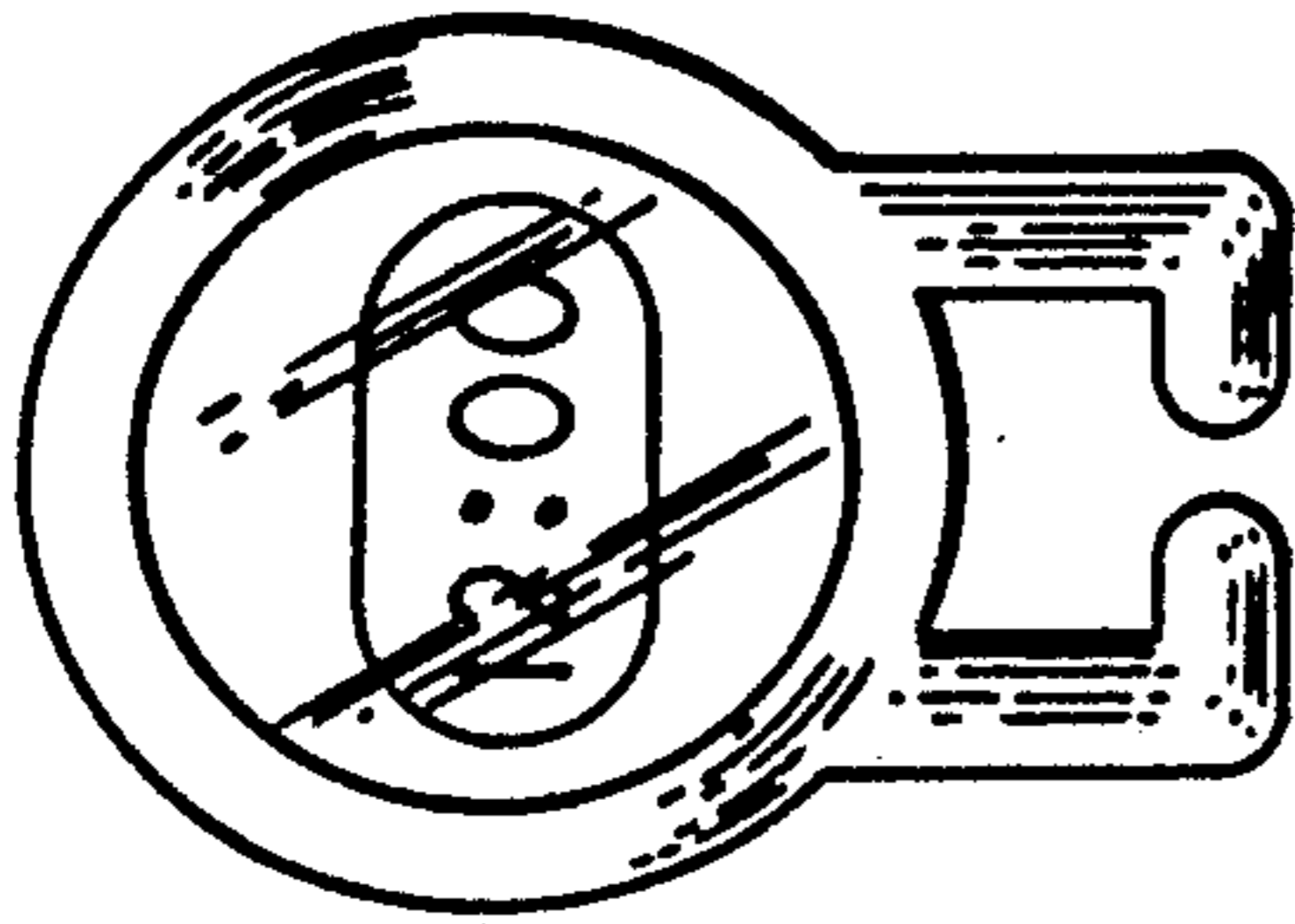


FIG-2



FIG-3



FIG-4

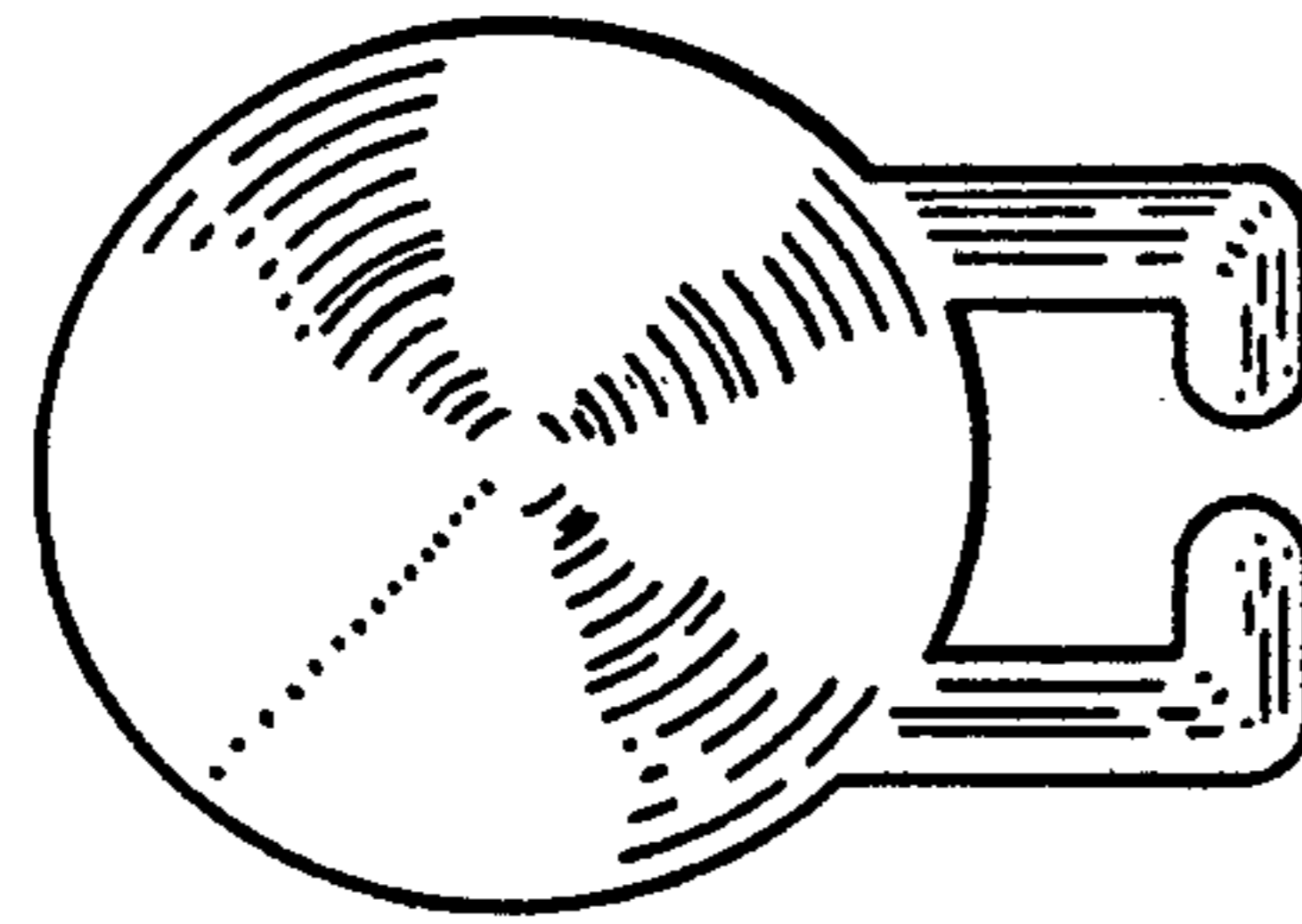


FIG-5



FIG-6



FIG-7




FIG-8



FIG-9

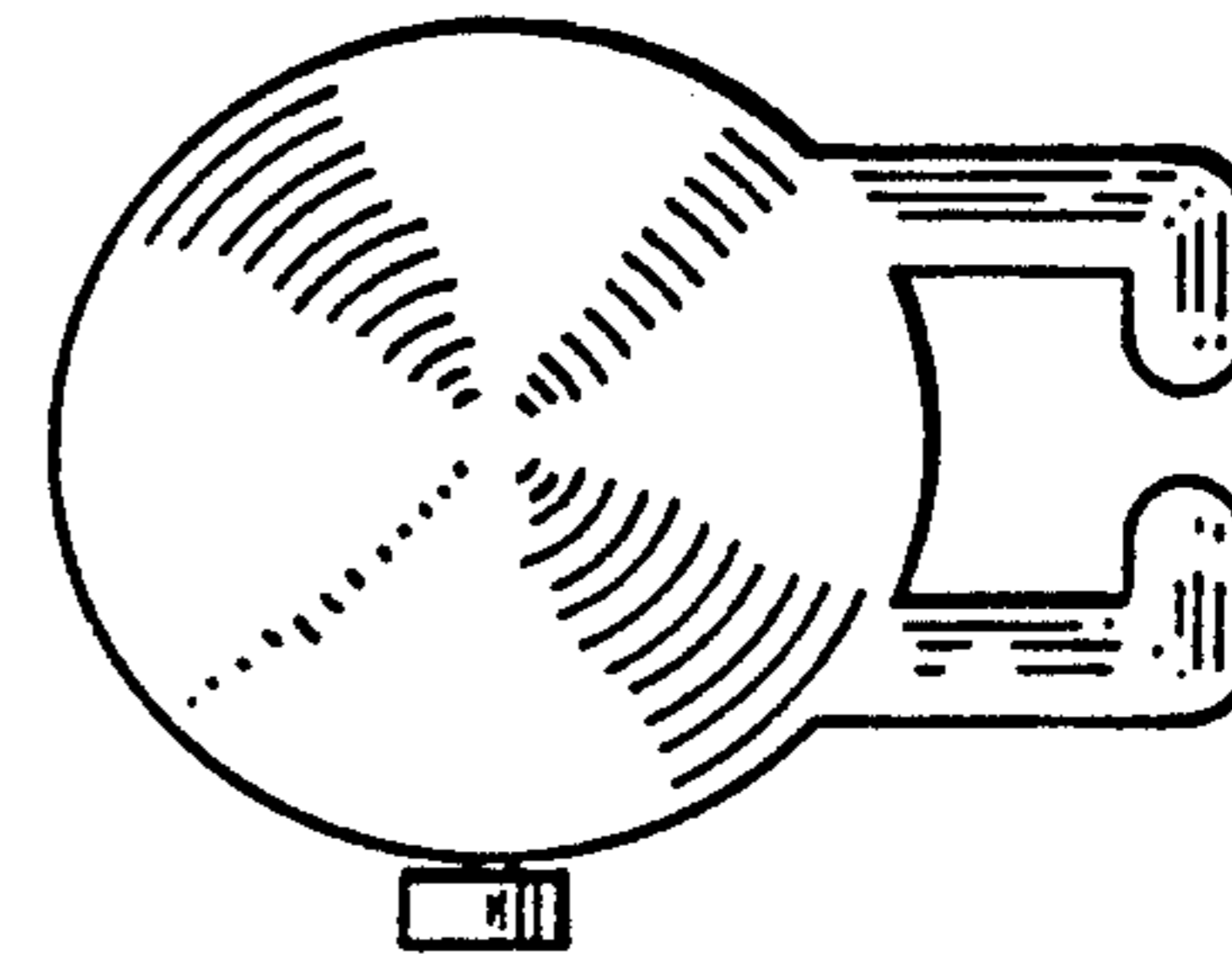


FIG-10



FIG-11

