

[54] CHAIR

[75] Inventors: Wolfgang Muller-Deisig, Berlin, Fed. Rep. of Germany; David C. Jenkins, Grand Rapids, Mich.; Terry D. West, Caledonia, Mich.; Zooey C. Chu, Grand Rapids, Mich.

[73] Assignee: Steelcase Inc., Grand Rapids, Mich.

[**] Term: 14 Years

[21] Appl. No.: 477,652

[22] Filed: Feb. 9, 1990

Related U.S. Application Data

[60] Division of Ser. No. 864,374, May 15, 1986, Pat. No. Des. 312,536, which is a continuation-in-part of Ser. No. 818,678, Jan. 14, 1986, abandoned.

[52] U.S. Cl. D6/366


[58] Field of Search D6/334, 364, 365, 366, D6/498, 500, 501; 248/188.1, 188.7; 297/440, 445

[56] References Cited

U.S. PATENT DOCUMENTS

D. 135,333 3/1943 Brown .
D. 135,334 3/1943 Brown .
D. 184,407 12/1959 McKinley D15/8
D. 191,705 11/1961 Galloway .
D. 192,635 4/1962 Anderson .
D. 192,799 5/1962 Eames D15/1
D. 195,298 5/1963 Kerr D15/1
D. 195,553 7/1963 Isola D15/1
D. 195,770 7/1963 Isota .
D. 197,643 3/1964 Kramer D15/1
D. 206,118 11/1966 Bates D15/8
D. 213,826 4/1969 Stassle D6/1
D. 220,388 4/1971 Kramer D6/1
D. 223,246 4/1972 Mann .
D. 227,831 7/1973 Andrus D6/2
D. 228,536 10/1973 Sottsass, Jr. D6/30
D. 231,286 4/1974 Dittert D6/31
D. 233,808 12/1974 Ruf D6/31
D. 236,173 8/1975 Ruf D6/30
D. 238,646 2/1976 Schobлом D6/196
D. 238,835 2/1976 Cassina D6/26
D. 241,288 9/1976 Tacke D6/1

D. 244,892 7/1977 Koepke D6/31
D. 247,010 1/1978 Daswick D6/39
D. 247,463 3/1978 Muller-Deisig et al. D6/31
D. 253,205 10/1979 Buhk D6/30
D. 253,206 10/1979 Buhk D6/31
D. 254,640 4/1980 Deck D6/31
D. 255,183 6/1980 Locher D6/30
D. 255,293 6/1980 Locher D6/31
D. 256,739 9/1980 Acton D6/30
D. 256,967 9/1980 Hirota D6/1
D. 257,473 11/1980 Wilson D6/35
D. 267,680 1/1983 Leffler et al. D6/1
D. 270,316 8/1983 Ochsner D6/67
D. 273,729 5/1984 Pelly et al. D6/30
D. 273,823 5/1984 Ambasz et al. D6/31
D. 273,925 5/1984 Caruso D6/196
D. 274,484 7/1984 Aronowitz et al. D6/366
D. 274,958 8/1984 Aronowitz et al. D6/360
D. 275,050 8/1984 Aronowitz et al. D6/366
D. 275,054 8/1984 Aronowitz et al. D6/360
D. 276,396 11/1984 Locher D6/498
D. 276,576 12/1984 Helmholtz D6/366
D. 278,391 4/1985 Platner D6/366
D. 278,869 5/1985 Bohl D6/366
D. 279,153 6/1985 Aronowitz et al. D6/501
D. 279,154 6/1985 Aronowitz et al. D6/501
D. 279,155 6/1985 Aronowitz et al. D6/501
D. 279,332 6/1985 Diffrient D6/379
D. 279,947 8/1985 Ballarini D6/501
D. 282,510 2/1986 Diffrient D6/366
D. 293,517 1/1988 Bellini D6/366
334,756 1/1886 Denver .
828,670 8/1906 Kline .
862,565 8/1907 Kline .
1,512,983 10/1924 Heck .
2,461,082 2/1949 Purnell 155/194
3,223,450 12/1965 Pollock 297/445
3,489,458 1/1970 Karlson 297/417
3,512,835 5/1970 Flototto 297/458
3,643,905 2/1972 Kint 248/345.1
3,854,772 12/1974 Abrahamson et al. .
3,964,789 6/1976 Platner et al. 297/445
4,007,962 2/1977 Muller-Deisig et al. .
4,032,190 6/1977 Muller-Deisig et al. .
4,073,539 2/1978 Caruso 297/455
4,084,850 4/1978 Ambasz .
4,277,102 7/1981 Aaras et al. 297/411
4,316,632 2/1982 Brauning .
4,333,683 6/1982 Ambasz .
4,557,521 12/1985 Lange 297/285



OTHER PUBLICATIONS

Design Catalog, Sep., 1978, p. 96.
Interiors, Feb. 1982, p. 88.
Industrial Design, Nov./Dec. 1977, p. 44.
Interiors, Jun. 1978, p. 81.
Interiors, Jun. 1976, p. 96.
Design, Dec. 1979, p. 26.
Wilkhahn FS.
Design, Apr., 1981, p. 38.
Domus, Aug. 1962, p. 48.
Domus, Nov. 1976, p. 55.
Interiors, Feb. 1975, p. 79.
Interiors, Sep. 1976, p. 33.
Interiors, Jun. 1978, p. 63.
The Merchandise Mart, Jun. 1980, p. 80.
Rosemount.
GF Business Equipment.

Primary Examiner—Bruce W. Dunkins
Assistant Examiner—Gary D. Watson
Attorney, Agent, or Firm—Price, Heneveld, Cooper,
DeWitt & Litton

[57]

CLAIM

The ornamental design for a chair, as shown and described.

DESCRIPTION

FIG. 1 is a front perspective view of a chair showing our design;
FIG. 2 is a front elevational view;
FIG. 3 is a rear elevational view; and
FIG. 4 is a right hand side elevational view, wherein the left hand side elevational view is substantially identical.
FIG. 5 is a front perspective view of a chair showing a second embodiment of our design;
FIG. 6 is front elevational view;
FIG. 7 is a right hand side elevational view, wherein the left hand side elevational view is substantially identical; and
FIG. 8 is a rear elevational view thereof.
FIG. 9 is a perspective view of another embodiment of our design;
FIG. 10 is a front elevational view;
FIG. 11 is a rear elevational view; and
FIG. 12 is a right hand side elevational view thereof, wherein the left hand side elevational view is substantially identical.
FIG. 13 is a front perspective view of a chair showing a fourth embodiment of our design;
FIG. 14 is a front elevational view;
FIG. 15 is a rear elevational view; and
FIG. 16 is a right hand side elevational view, wherein the left hand side elevational view is substantially identical.




FIG. 1




FIG. 2

FIG. 3

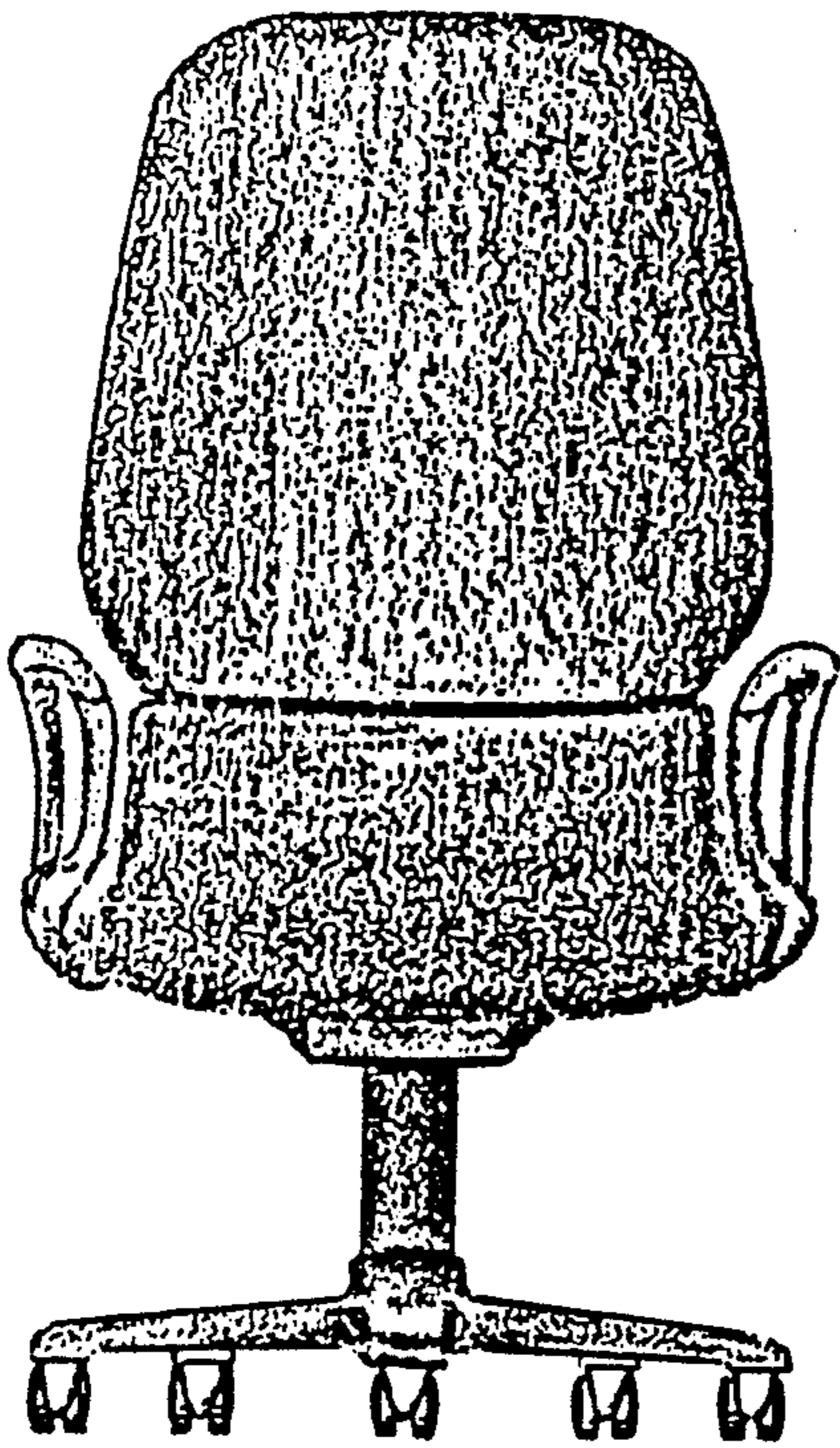
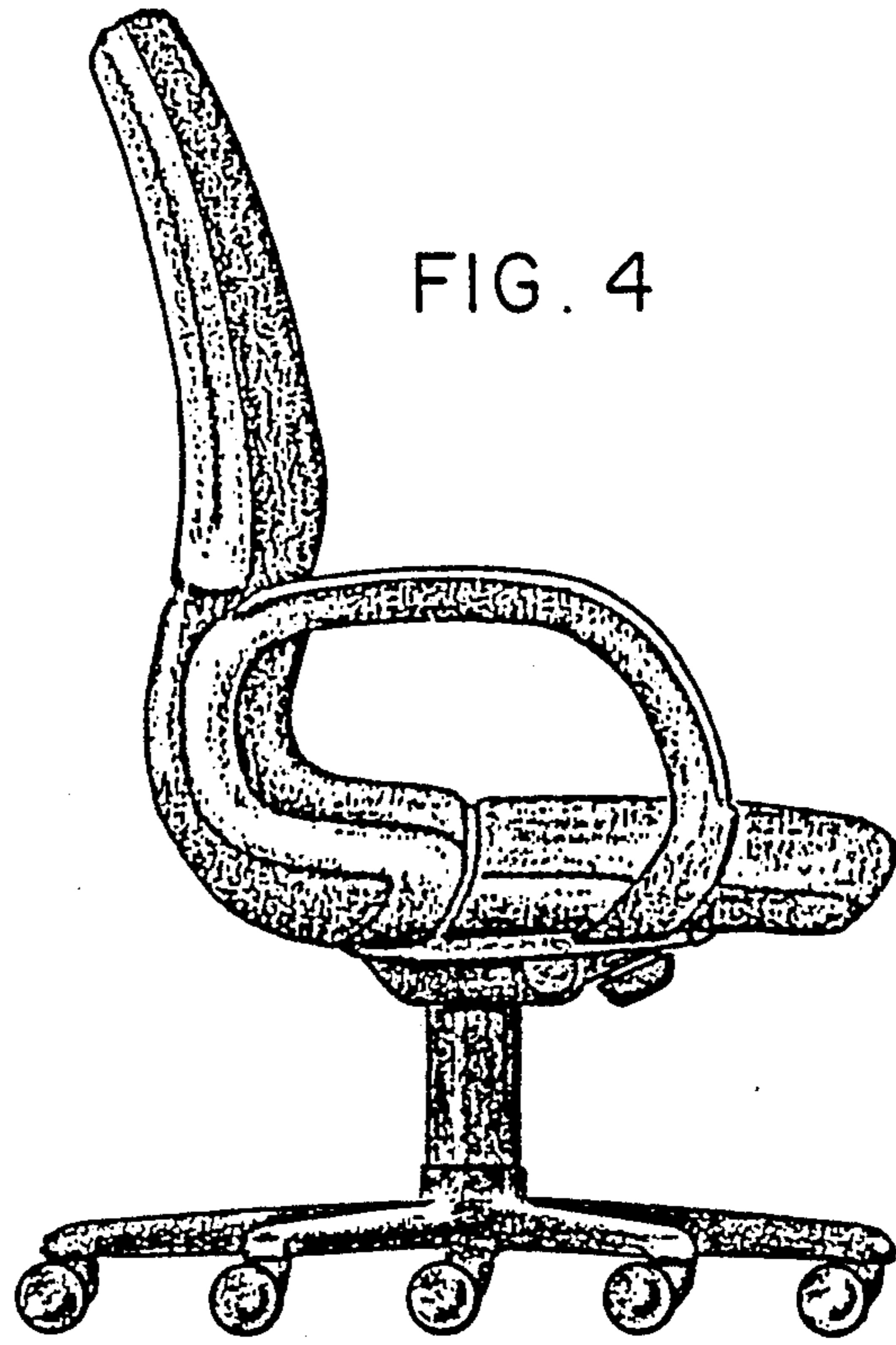


FIG. 4






FIG. 5

FIG. 6

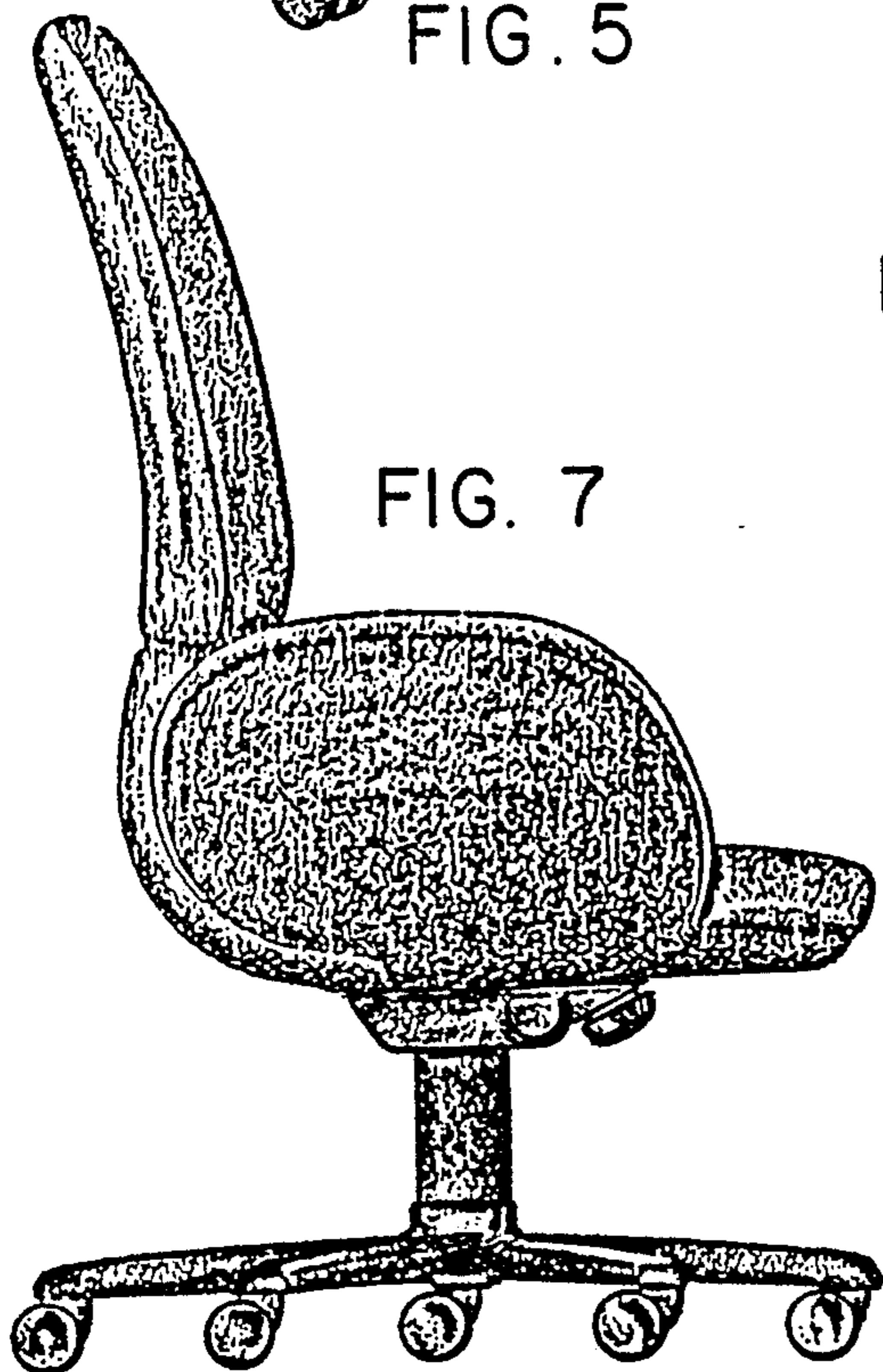
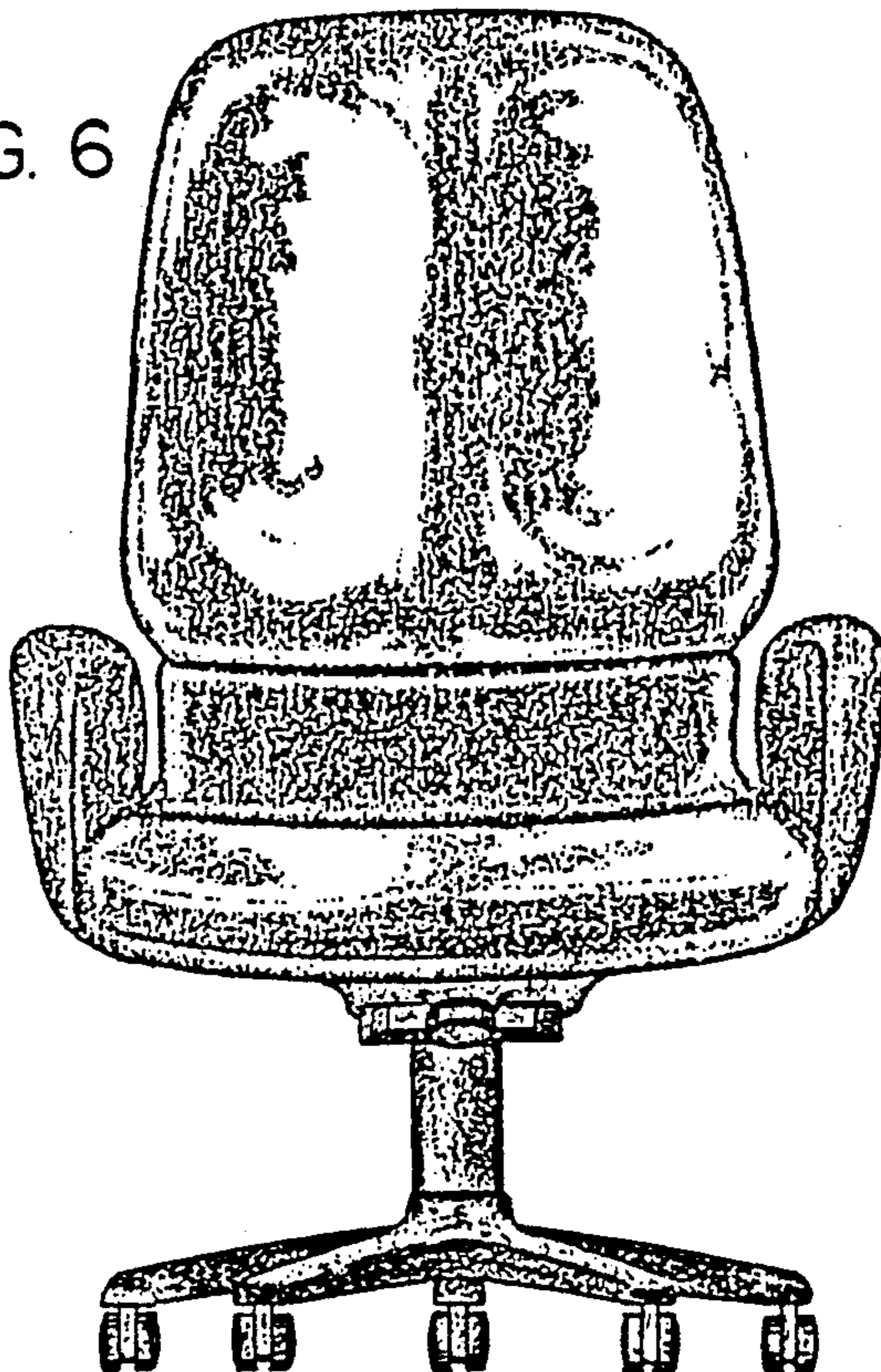
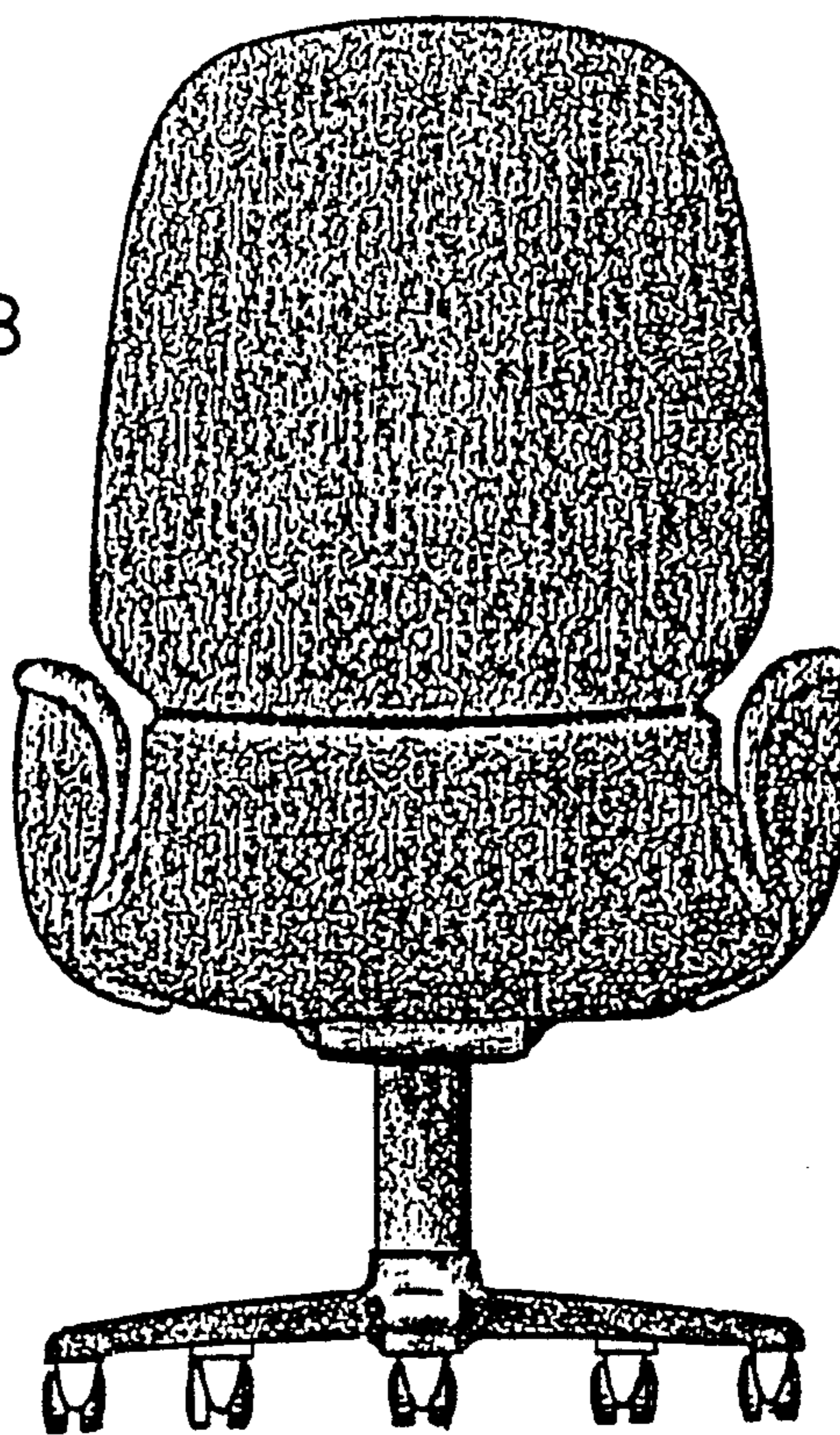


FIG. 7

FIG. 8






FIG. 9




FIG. 10

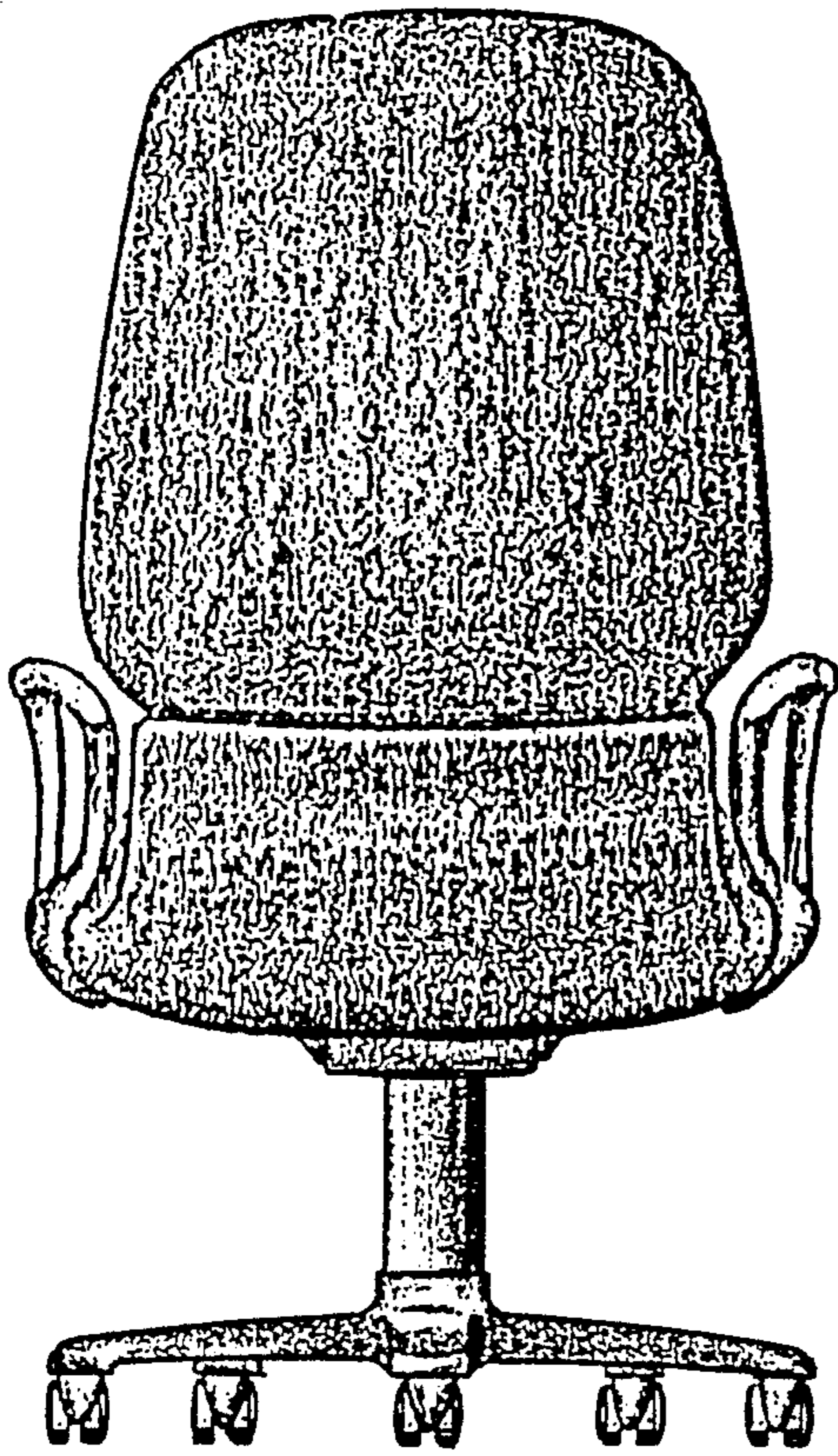


FIG. 11

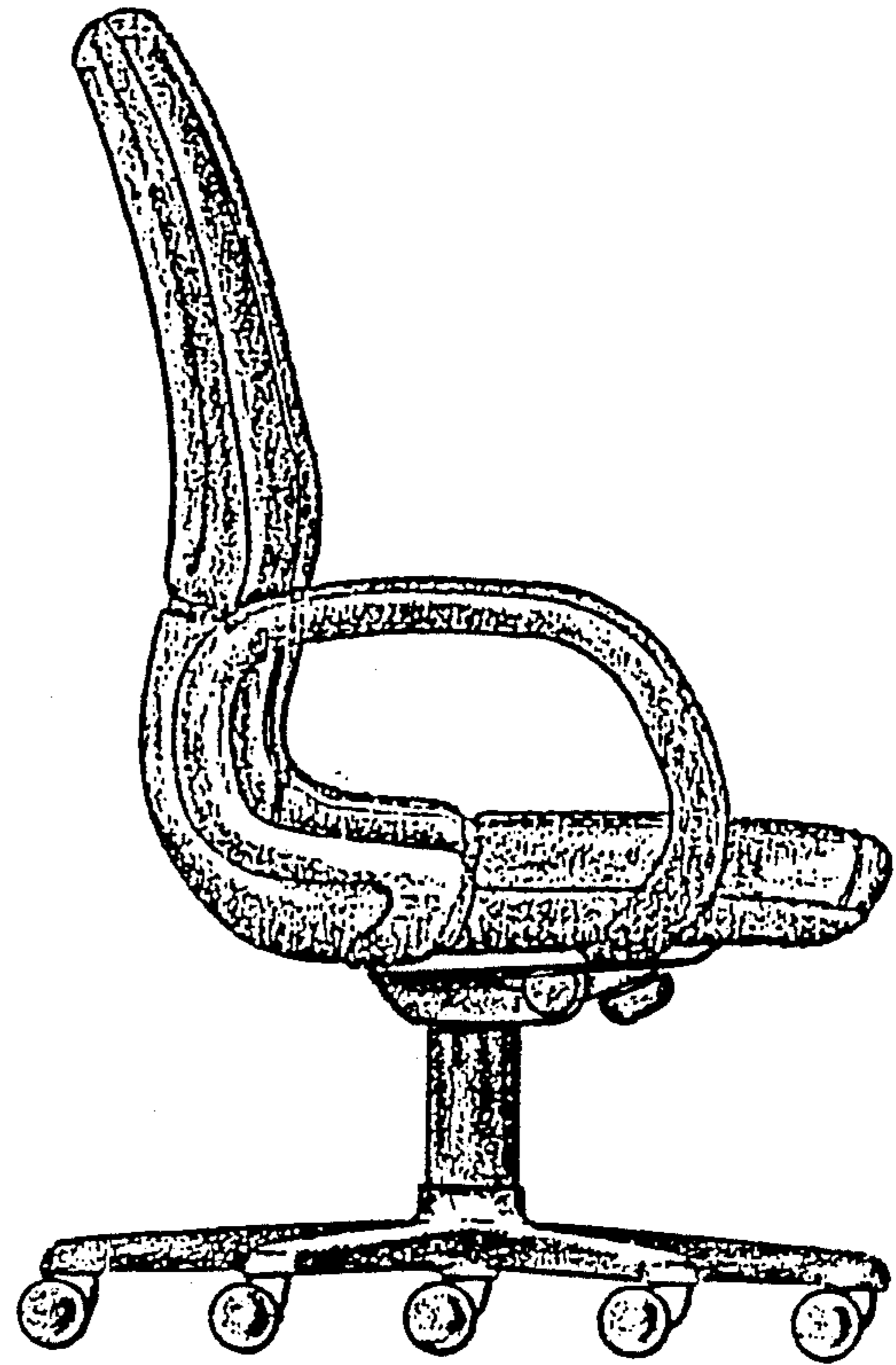


FIG. 12




FIG. 13

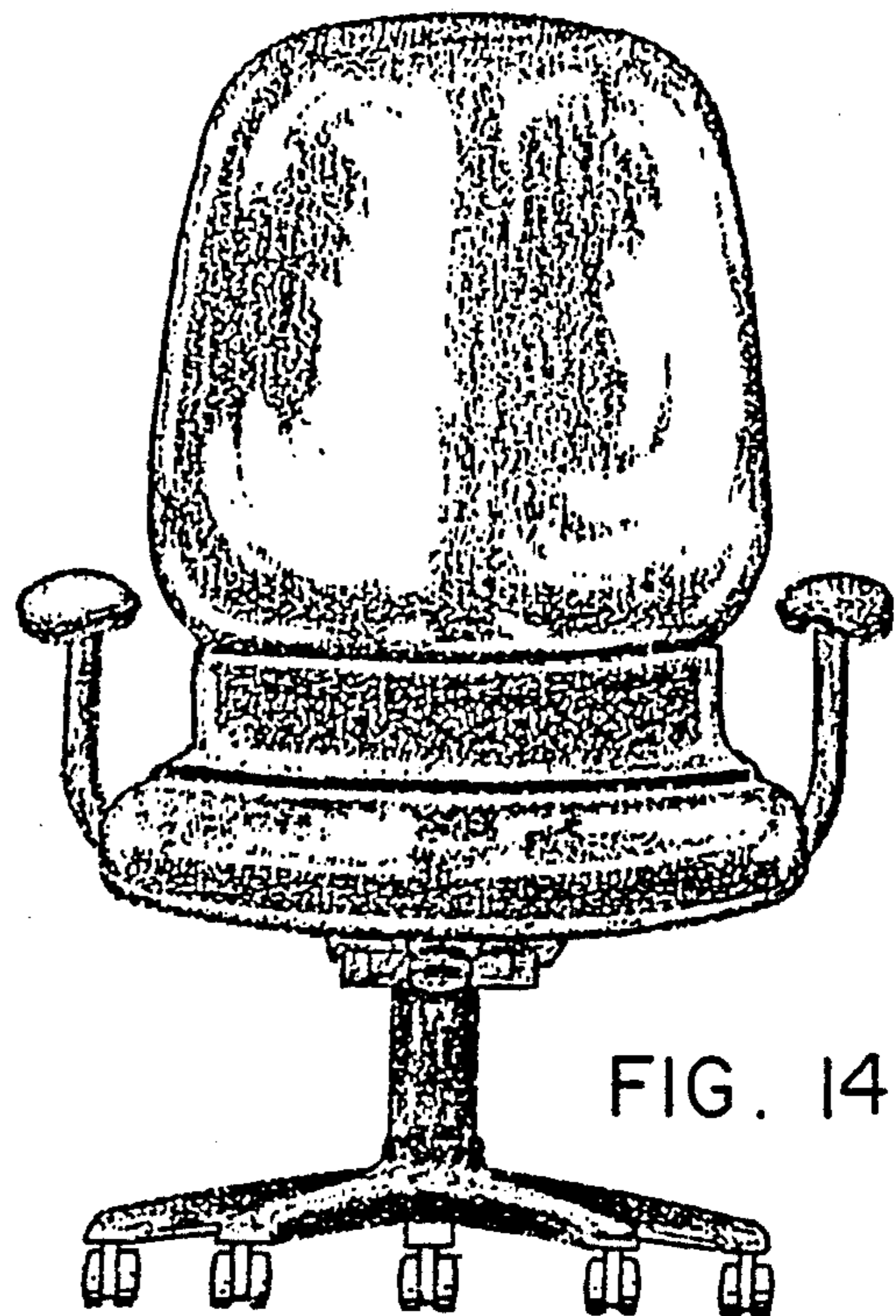


FIG. 14

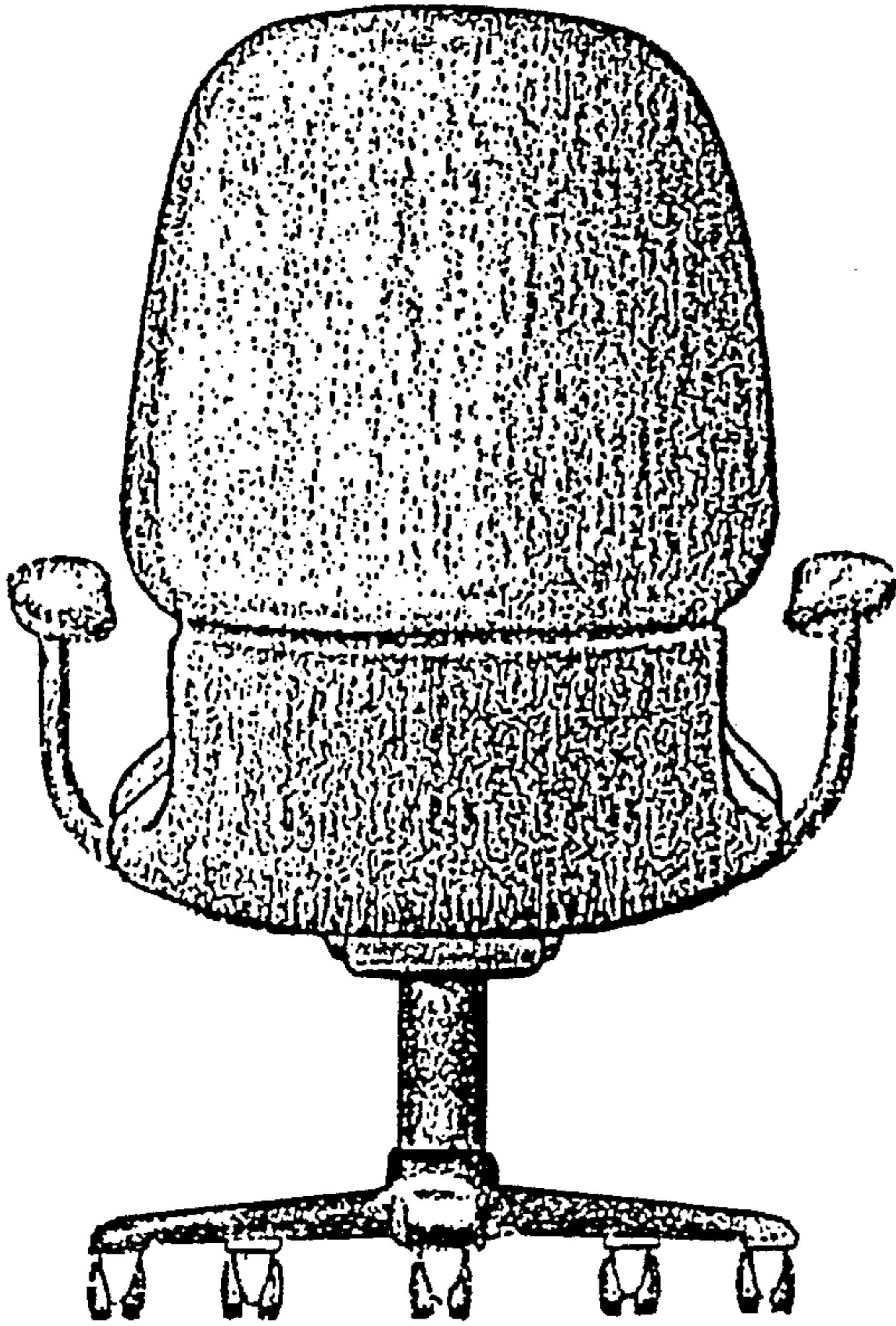


FIG. 15

FIG. 16

